

**Corporate and Community Services Department**

Council Headquarters, Eastwood Park, Giffnock, East Renfrewshire, G46 6UG

Phone: 0141 577 3000 Fax: 0141 577 3129

website: [www.eastrenfrewshire.gov.uk](http://www.eastrenfrewshire.gov.uk)

Date: 7 February 2020

When calling please ask for: Paul O'Neil (Tel. No 0141-577-3011)

e-mail: [paul.o'neil@eastrenfrewshire.gov.uk](mailto:paul.o'neil@eastrenfrewshire.gov.uk)

TO: Councillors C Merrick (Chair); P O'Kane (Vice Chair); C Bamforth; T Buchanan; D Devlin; B Grant; A Lafferty; and S Miller.

**CABINET (POLICE & FIRE)**

A meeting of the Cabinet (Police and Fire) will be held in the Council Chamber, East Renfrewshire Council Headquarters, Eastwood Park, Giffnock on **Thursday, 13 February 2020 at 10.00am.**

The agenda of business is as shown below.

**Caroline Innes**

C INNES

DEPUTY CHIEF EXECUTIVE

**AGENDA**

1. Report apologies for absence.
2. Declarations of Interest.
3. Police Scotland – Performance Report for the Third Quarter of 2019/20 – Report by Divisional Commander (copy attached, pages 3 - 4).
4. Police Scotland – East Renfrewshire Local Policing Plan 2020-23 - Report by Divisional Commander (copy issued separately).
5. Scottish Fire and Rescue Service – Performance Report for the Third Quarter of 2019/20 – Report by Local Senior Officer (copy attached, pages 5 - 16).

**This document can be explained to you in other languages and can be provided in alternative formats such as large print and Braille. For further information, please contact Customer First on 0141 577 3001 or email [customerservices@eastrenfrewshire.gov.uk](mailto:customerservices@eastrenfrewshire.gov.uk)**

BLANK PAGE

## Introduction



As Local Police Commander I am pleased to present this policing plan update covering the first 9 months of 2019/20. This update relates directly to our East Renfrewshire Policing Plan 2017/20, which is available on the Police Scotland website. The policing plan highlights the issues of most concern in our communities and it emphasises our commitment to addressing these concerns. As you are aware, we recently consulted on our new plan for 2020/23 and am delighted to be able to present Cabinet members with

the first draft of this Local Policing Plan for East Renfrewshire. This documents the community priorities that we will be focusing on in the next three years.

We have well established partnerships within East Renfrewshire and I am confident that through the various partner activities we undertake, we are improving the quality of life for people in East Renfrewshire. We recently worked with a range of partner agencies to deliver our Festive Safety Action Plan. This plan covered a variety of aspects and included a joint licensing initiative, provision of home safety advice and high visibility patrols in the busiest shopping areas. Through the best use of resources, we were able to deliver an appropriate policing plan for the Festive Season which enhanced public safety and delivered a reduction in disorder related calls compared to the same period last year.

## Antisocial Behaviour & Disorder

ASB Calls to Police

195

compared to last year



Antisocial behaviour calls made to the Police are down by 195 compared to last year.

Crimes of vandalism recorded are down 39 compared to last year and 78 against the 5 year average.

Vandalism

39

compared to last year

**Local Policing Priority – Antisocial behaviour and disorder**

**National Policing Priority – Violence, disorder and antisocial behaviour**

**Fairer East Ren Plan—Reducing social isolation, loneliness and increasing safety**

Anti-social behaviour remains a community priority and we have ran a number of action plans in the past quarter aimed at preventing disorder. In the first 9 months of this year, there have been 195 fewer calls made to the Police compared to last year regarding incidents of anti-social behaviour. Crimes of vandalism are also down from 341 to 302 in the first 9 months of this year and also against the 5 year average which is 380.

## East Renfrewshire Local Policing Plan (2017-2020) Quarterly Report (Q3 — 2019/20)

### Violent Crime

Serious Assaults

6

compared to last year



There has been a decrease in serious assaults to 20, compared to 26 for the same period last year.

Crimes of Violence

63

compared to last year

The number of reported robberies has reduced from 8 to 6.

**Local Policing Priority – Violent Crime**

**National Policing Priority – Violence, Disorder & Antisocial Behaviour**

**Fairer East Ren Plan—Reducing social isolation, loneliness & increasing safety**

Reducing and preventing violent crime remains a key priority and whilst there has been a reduction in serious violent crimes, the number of common assaults recorded continues to be higher than last year with 345 crimes having been reported compared to 275 last year. Due to the higher incidence of these crimes, this has resulted in an overall increase in crimes of violence in the first 9 months of this year compared to last year's figures.

As reported previously, we remain continue to see a rise in incidents of domestic abuse. A number of the assaults referenced above are domestic in nature and compared to the same period last year, the number of domestic abuse crimes has increased from 185 to 257. The number of reported incidents is also up from 259 to 281. As you can see, the number of crimes being recorded as a result of incidents is greater. This is an indication that not only are victims more willing to speak to Police officers when they arrive, but also that officers are utilising their additional training to secure all available information.

### Public Protection

**Local Policing Priority – Child Abuse Including Child Sexual Exploitation**

Sexual Crimes

2

Compared to last year

During the first 9 months of 2019/20, there has been a similar trend in the reporting of sexual crimes with 114 victims having come forward compared to 112 last year. We continue to adopt a 'victim centered' approach to sexual crime so that victims have the confidence to report ongoing and historical incidents.



## Acquisitive Crime

Number of Victims

6

compared to last year



**Homes Being Broken Into**

The number of homes having been broken into is down from 71 to 65 compared to the same period last year.

Our detection rate is currently 31% which has increased from the same period last year.

Detection Rate

31%

Up from 27% last year

**Local Policing Priority – Homes Being Broken Into**

**National Policing Priority – Acquisitive Crime**

Over the first nine months of this year, there has been 6 less victims of domestic housebreaking against last year's figures with 65 crimes being reported as opposed to 71 at the same point last year. This is also significantly lower than the 5 year average where there were 98 victims of domestic housebreaking.

Detecting those responsible for housebreaking can at times be difficult and protracted however, with the skills of the attending officers in carrying out door to door, capturing CCTV evidence and support from our specialist teams, we have improved the ability to detect those responsible for these crimes.

In the past quarter, Local Problem Solving Team officers carried out a number of 'pop up events' at various locations including community centres and supermarkets where they have provided crime prevention advice in relation to home security and doorstep crime.

## Drug Dealing & Misuse

**Local Policing Priority – Drug Dealing & Misuse**

**National Policing Priority – Protecting People At Risk of Harm**



There has been continued proactivity through 2019 with seizures of a variety of controlled drugs with several arrests being made. The number of cases submitted to the Procurator Fiscal for persons involved in the supply, production and cultivation of drugs has decreased from 28 to 19 compared to the same period last year. However, our officers continue to develop intelligence and apply for search warrants where there is a suggestion that drug dealing is taking place. We continue to rely on support from members of the public reporting people that they suspect of being involved in the supply of controlled drugs.

**TACKLING VIOLENT CRIME**

**Local Policing Priority – Violent Crime**

In December, our Local Authority Liaison Officer, PC Petrie, arranged for the Young Persons Steering Group to receive a presentation on 'Honour Based Violence'. This was delivered by Hemat Gryffe Women's Aid who are a well-established group providing support to women, children and young people who are fleeing from domestic abuse. Feedback from the group was that this input was very informative and it is hoped that further presentations will be delivered to different groups of people in the future.

**TACKLING ACQUISITIVE CRIME**

**Local Policing Priority – Homes Being Broken Into  
National Policing Priority – Acquisitive Crime**

In November, a report was received of a male breaking into a house in the Newton Mearns area. Officers attended and apprehended the male after he made off, he was detained in custody to appear at court the following day. After carrying out enquiries, officers linked this male to two further housebreakings in the same area earlier in November. He was also identified by forensic evidence for several more crimes from the start of the year.

**ANTI-SOCIAL BEHAVIOUR & DISORDER**

In November, we ran a successful action plan on Fireworks night. The previous year, we had experienced a significant amount of disorder involving youths around Muirend pavilion. By supplementing local officers with Special Constables, we implemented dedicated patrols, confiscated a large amount of fireworks through the evening and noted a significant reduction in disorder compared to last year.

During the festive season, we ran a Licensing Initiative supported by East Renfrewshire Councils Licensing Department. We visited every licensed premise across the local authority giving special attention to venues that were hosting festive 'party nights'. During these visits, we reviewed arrangements and provided materials such as bottle covers to promote safe drinking.

**COUNTER TERRORISM AND DOMESTIC EXTREMISM**

**National Policing Priority – Counter Terrorism and Domestic Extremism**

We remain focused on delivering the CONTEST strategy. Our Counter Terrorism Liaison Officers have been continuing to provide advice and training to local businesses, to mitigate the threat of a terrorist attack and build their resilience to respond to one, should it occur. In November, Local Problem Solving Team officers provided CT security advice to local places of worship.

**SIGNIFICANT DRUG SEIZURES**

**Local Policing Priority – Drugs Dealing and Misuse**

In December, officers from our Local Problem Solving Team were on patrol in the Giffnock area when they searched a 21 year old male who they had reasonable cause to suspect was in possession of controlled drugs. They subsequently recovered 24 'deals' of cocaine from this individual and a report has been submitted to the Procurator Fiscal.

Later the same month, local officers were on patrol in Thornliebank when they searched another individual who was suspected of being possession of controlled drugs. A variety of drugs, including supply amount of cocaine and ecstasy, were recovered. A 24 year old male has been reported to the Procurator Fiscal in relation to this incident.

**ROADS SAFETY**

**National Policing Priority – Road Safety and Road Crime**

This national priority is frequently highlighted when we speak with communities.

In the first 9 months of 2019, there has not been a single fatality in road crashes in East Renfrewshire. The number of people being injured in road crashes also continues to fall which is positive. We continue to listen to community concerns about speeding in their area. Local officers and also Roads Policing have carried out road checks at locations across the Local Authority. In the first 9 months of 2019, we have engaged with drivers to promote road safety with 22 drivers being reported to the Procurator Fiscal for driving dangerously. We have also reported 39 people for driving whilst under the influence of alcohol or drugs.



**EFFECTIVE PREVENTION & PARTNERSHIPS**

**Local Policing Priorities - Violent Crime - Antisocial Behaviour and Disorder  
National Policing Priority – Protecting People At Risk of Harm**

**Festive Initiative**

In addition to working closely with ERC's Licensing Department and licensed premises throughout our festive campaign, our officers were keen to speak with as many different groups of people as possible to provide festive safety advice. As a result, they held events in a variety of premises including Eastwood Health Centre and The Foundry in Barrhead to try and meet with people who otherwise would not have come in contact with the Police.

**Campus Police Officers**

Our Campus Police Officers continue to work in East Renfrewshire schools. Throughout the last quarter, they have delivered a diversionary programme in conjunction with a local animal charity. The charity is accredited by the Scottish Qualifications Authority and the individuals attending the programme work towards gaining a national certificate in either Rural Skills or Personal/Vocational Skills. The schools have reported that they had seen a dramatic increase in the attendance and the behaviour of the youths involved.

**PUBLIC PROTECTION  
Local Policing Priorities – Child abuse and child sexual exploitation & Violent Crime  
National Policing Priority – Protecting People At Risk of Harm**

I have previously reported on the work of the MARAC (Multi-Agency Risk Assessment Conference), now established within East Renfrewshire. In December, officers from the Domestic Abuse Task Force visited Giffnock Police Office to provide an update on the referral process, which ensures that victims most at risk, receive the appropriate level of support.

In October, one of our Problem Solving Sergeants attended a seminar on the 'Risk of Financial Harm' in communities. This has improved his knowledge of the most current scams being used against vulnerable members of the public. As such, he was able to incorporate this into the continuing joint work with ERC Trading Standards to increase awareness and prevent individuals from losing money to criminals that are intent on causing harm.

**CONCLUSION**

As Local Police Commander responsible for policing services in East Renfrewshire, I am pleased to present this update on our policing activities in the third quarter of the year and share some of the positive outcomes achieved. Thank you sincerely for your continued support and access to vital roles and assets.

Chief Superintendent  
Hazel Hendren  
Divisional Commander



**East Renfrewshire Performance Report  
1st October 2019 - 31st December 2019**



**SCOTTISH**  
**FIRE AND RESCUE SERVICE**  
Working together for a safer Scotland

**Working together  
for a safer Scotland**

BLANK PAGE

# East Renfrewshire Performance Report

---

## Table of Contents

Local Fire and Rescue Service Plan Priorities	3
East Renfrewshire Activity Summary	4
Domestic Safety - Accidental Dwelling Fires	5
Domestic Safety - Accidental Dwelling Fire Casualties	6
Unintentional Injury and Harm	7
Deliberate Fire Setting	8
Non-Domestic Fire Safety	9
Unwanted Fire Alarm Signals	10

BLANK PAGE



# Local Fire and Rescue Service<sup>9</sup> Plan Priorities

The Local Fire and Rescue Service Plan has been developed to set out the priorities and objectives within East Renfrewshire and allows our local authority partners to scrutinise the performance outcomes of these priorities. We will continue to work closely with our partners in East Renfrewshire to ensure we are all “**Working Together for a Safer Scotland**” through targeting risks to our communities at a local level.

The plan has been developed to complement key partnership activity embedded across East Renfrewshire Community Plan and associated Delivery and Thematic plans. Through partnership working we will seek to deliver continuous improvement in our performance and effective service delivery in our area of operations.

The Local Fire and Rescue Plan for East Renfrewshire identified six areas for demand reduction and is subject to regular monitoring and reporting through the Police / Fire and Rescue Committee. A summary of the priorities and current activity is detailed below with further detail and analysis contained within this performance report.

	Accidental Dwelling Fires	Accidental Dwelling Fire Casualties	Unintentional Injury and Harm	Deliberate Fire Setting	Non-Domestic Fire Safety	Unwanted Fire Alarm Signals
Barrhead, Liboside & Uplawmoor	2	0	1	17	1	16
Clarkston, Netherlee & Williamwood	4	0	5	5	3	11
Giffnock & Thornliebank	6	1	0	4	1	18
Newton Mearns North & Neilston	4	0	1	4	1	24
Newton Mearns South & Eaglesham	3	0	1	12	2	19

<b>Total Incidents</b>	<b>19</b>	<b>1</b>	<b>8</b>	<b>42</b>	<b>8</b>	<b>88</b>
<b>Year on Year Change</b>	◆ 12%	● -50%	● -71%	◆ 40%	◆ 60%	◆ 22%
<b>3 Year Average Change</b>	◆ 11%	▲ 0%	● -11%	◆ 17%	◆ 11%	◆ 16%

## About the statistics within this report

The activity totals and other statistics quoted within this report are published in the interests of transparency and openness. They are provisional in nature and subject to change as a result of ongoing quality assurance and review. Because all statistics quoted are provisional there may be a difference in the period totals quoted in our reports after local publication which result from revisions or additions to the data in our systems. The Scottish Government publishes official statistics each year which allow for comparisons to be made over longer periods of time.

- Activity levels have reduced by more than 5%
- ▲ Activity levels have reduced by up to 5%
- ◆ Activity levels have increased overall

# East Renfrewshire Activity Summary <sup>10</sup>



fires  
primary &  
secondary



special  
services



false  
alarms



235  
total number of  
incidents



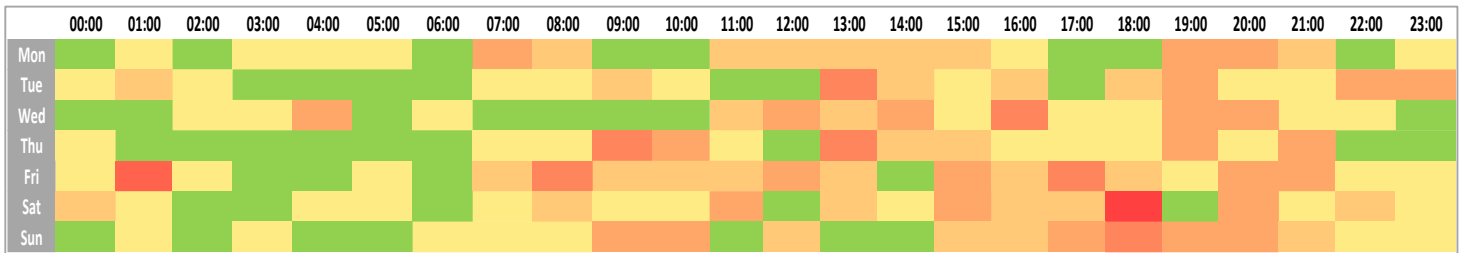
10  
fire & non-fire  
casualties



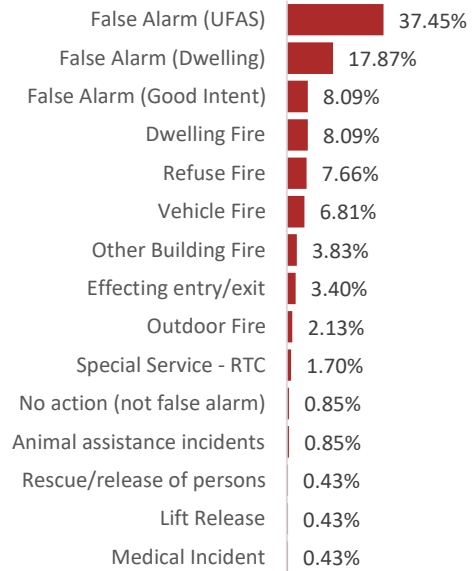
£173,360  
economic cost of  
ufas incidents

\*data above is year on year change

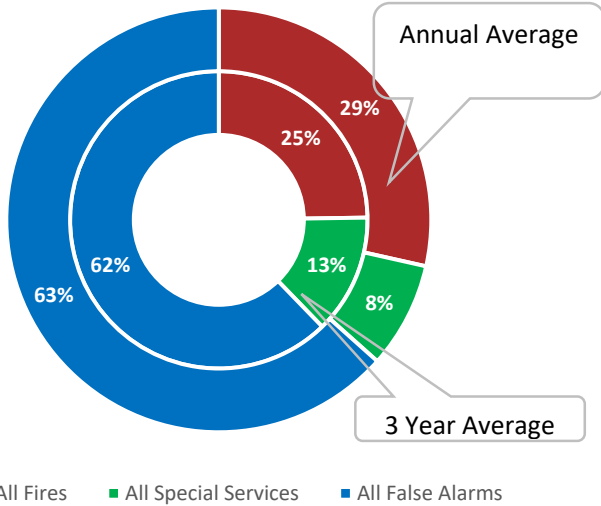
## Activity by Time of Day



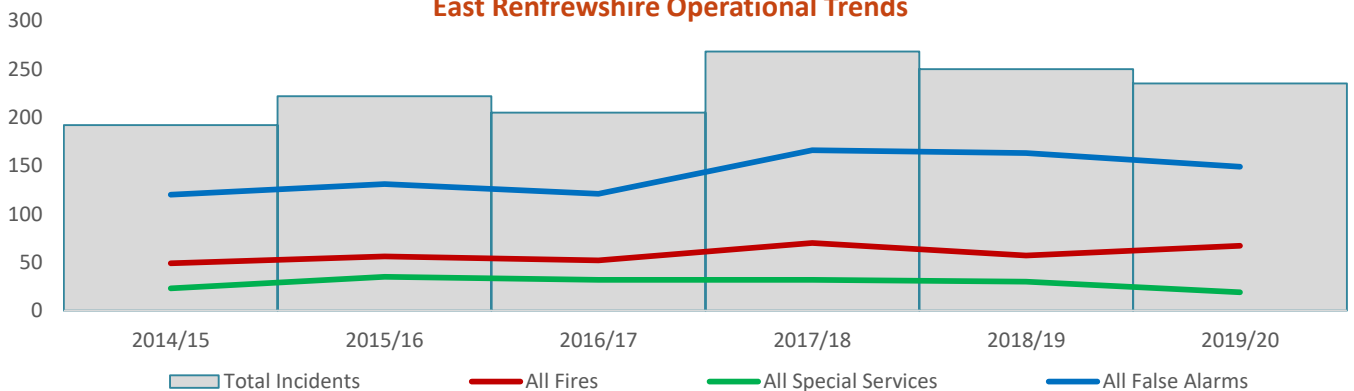
## Top 15 Incidents Types by %



## Incidents by Classification



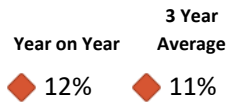
## East Renfrewshire Operational Trends



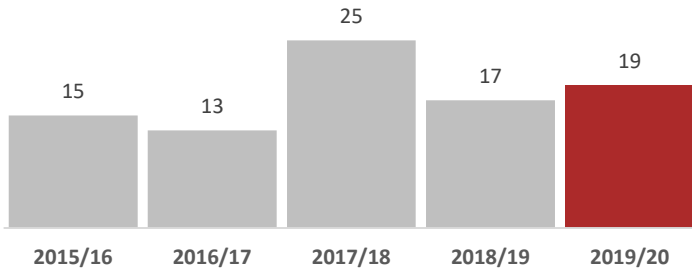
# Domestic Safety - Accidental Dwelling Fires



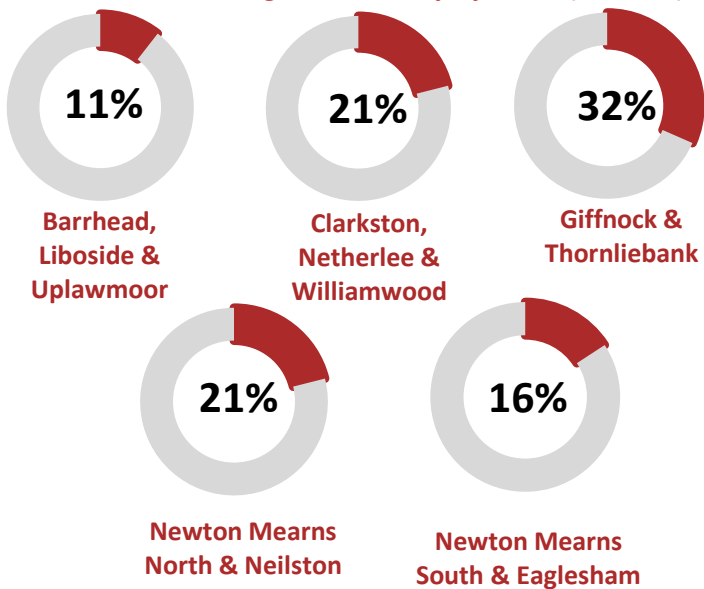
## Performance Summary



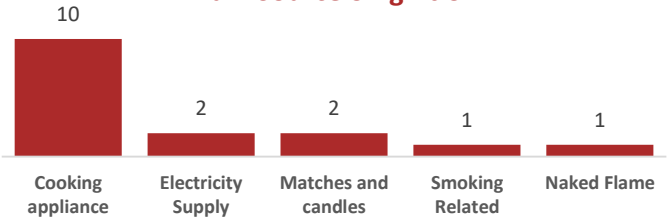
## Accidental Dwelling Fires



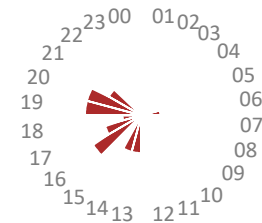
## Accidental Dwelling Fires Activity by Ward (% share)



## Main Source of Ignition



## Accidental Dwelling Fires by Time of Day



## Severity of Accidental Dwelling Fires



## Human Factors



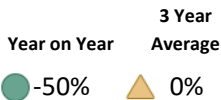
## Automatic Detection & Actuation



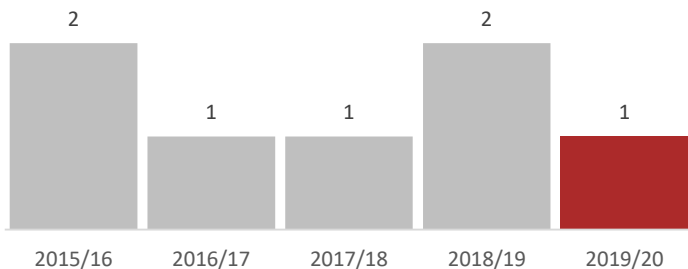
Accidental Dwelling Fires (ADF) show a slight increase over both 'year on year' and '3 year average' indicators. Cooking remains the most common source of ignition, accounting for more than half of the ADF in East Renfrewshire. The majority of ADF have detection fitted and have been called into Scottish Fire and Rescue Service (SFRS) through linked alarms. This combination has provided early warning and intervention, which is reflected in the number of ADF casualties during this quarter.

# Domestic Safety - Accidental Dwelling Fire Casualties

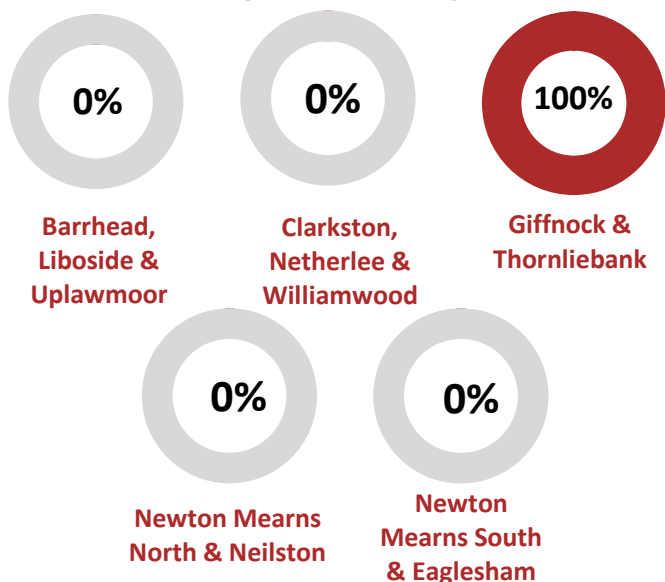
## Performance Summary



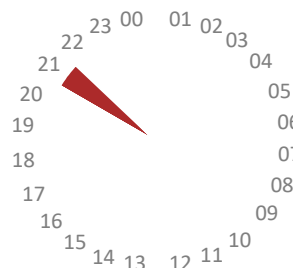
## Accidental Dwelling Fires Casualties



## Accidental Dwelling Fire Casualties by Ward (% share)

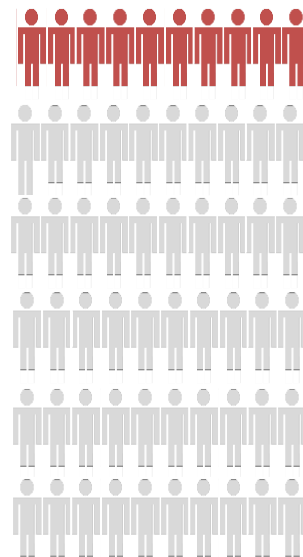


## Fire Casualties by Time of Day

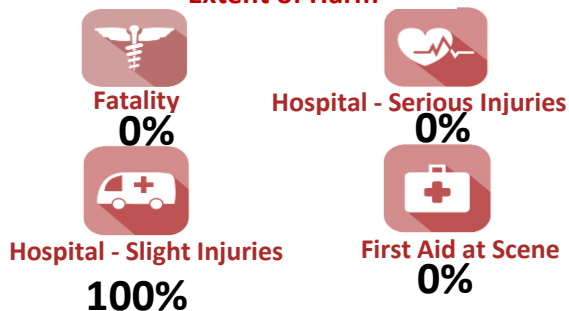


## Nature of Injury

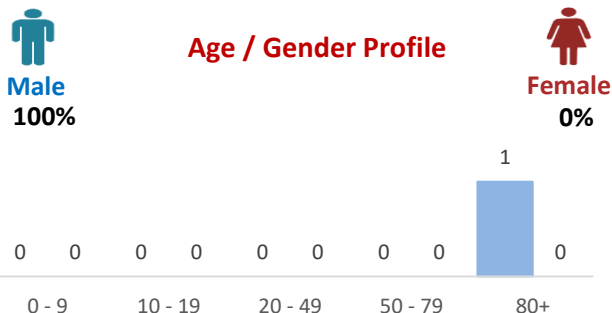
Smoke Inhalation



## Extent of Harm



## Age / Gender Profile

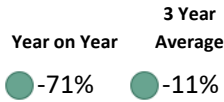


Despite the rise in ADF, there was one ADF casualty during this quarter. This involved one elderly male suffering slight smoke inhalation following a small kitchen fire caused by careless use of a microwave oven.

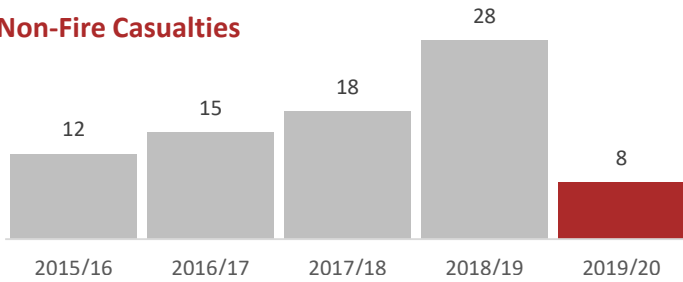
# Unintentional Injury and Harm <sup>13</sup>



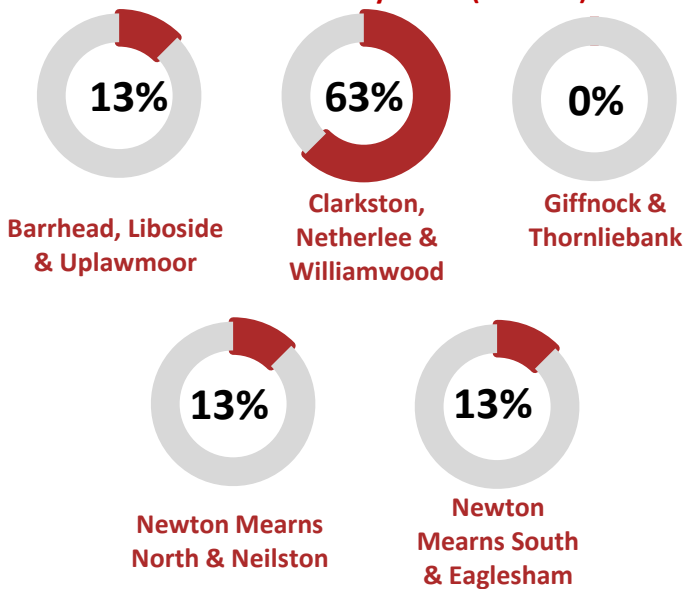
## Performance Summary



## Non-Fire Casualties

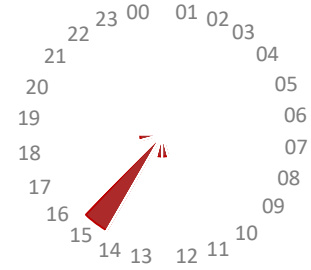


## Non-Fire Casualties by Ward (% share)

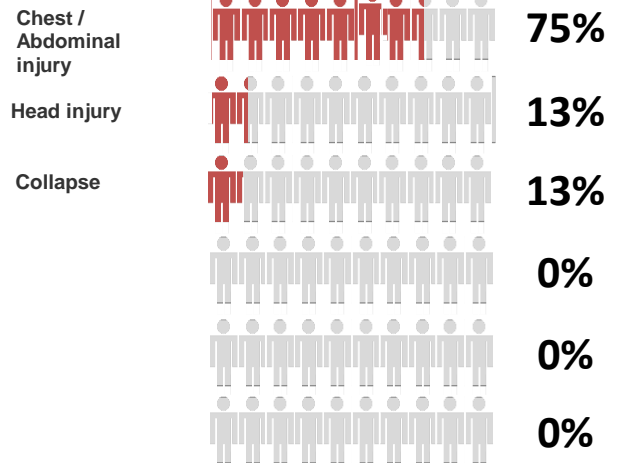


There has been a decrease in the number of Non-Fire Casualties (NFC). Six NFC during this period were as a result of two road traffic collisions and the two other casualties involved SFRS assisting partner agencies effect entry. The injuries sustained were slight, or requiring first aid at the scene.


## Non-Fire Casualties by Time of Day



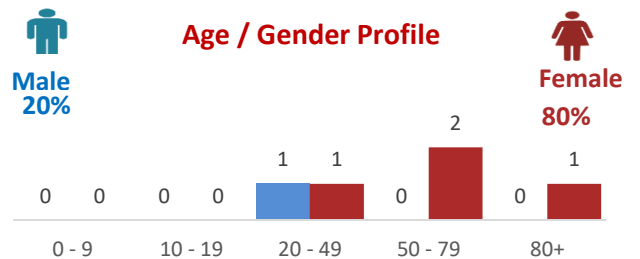
## Nature of Injury



## Extent of Harm



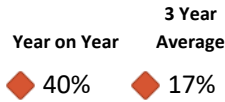
## Non-Fire Emergency Activity



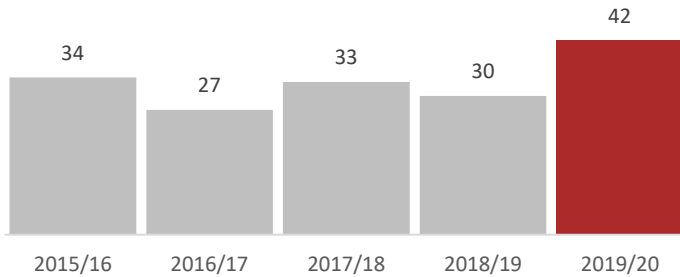
# Deliberate Fire Setting



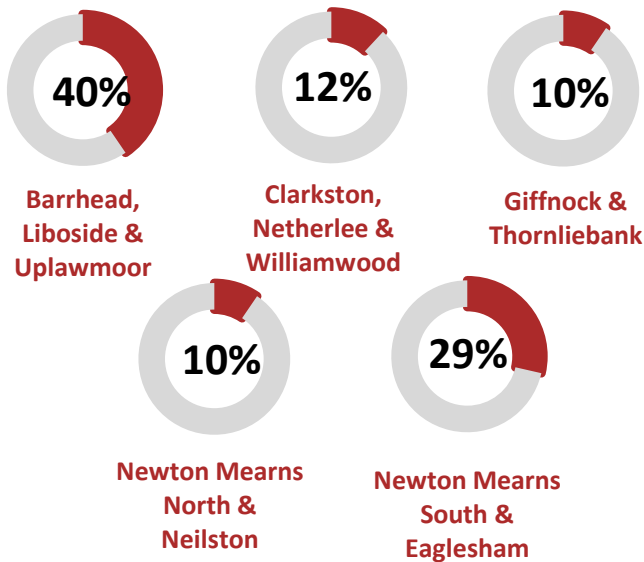
## Performance Summary



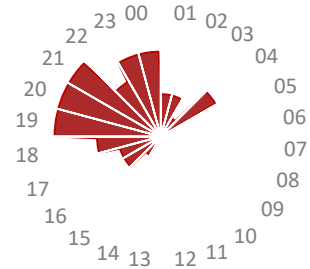
## Deliberate Fires



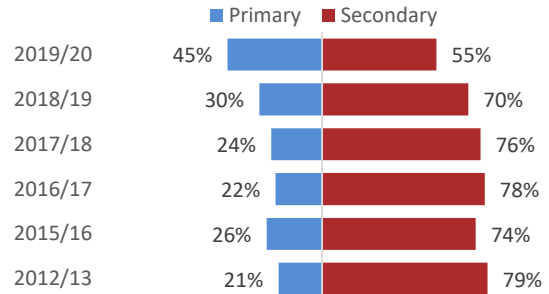
## Deliberate Fires by Ward (% share)



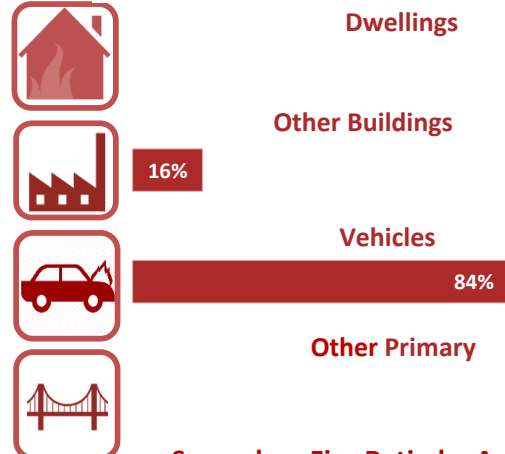
## Deliberate Fires by Time of Day



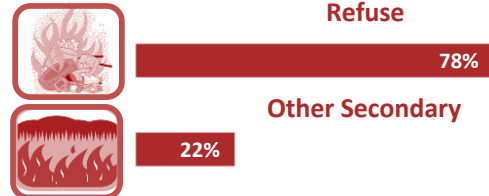
## Deliberate Fires by Classification



## Primary Fire Ratio by Activity Type



## Secondary Fire Ratio by Activity Type

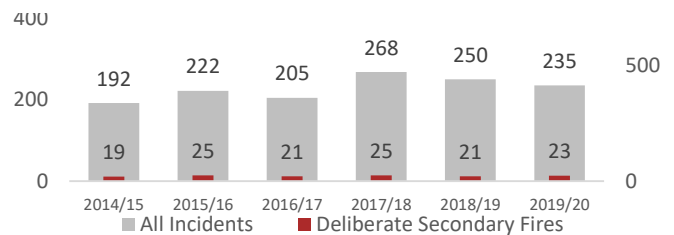


### Definitions

**Primary Fires** - all fires in buildings, vehicles and outdoor structures or any fire involving casualties, rescues or fires attended by five or more appliances

**Secondary Fires** - fire incidents that did not occur at a primary location, was not a chimney fire in an occupied building, did not involve casualties (otherwise categorised as a primary incident) and was attended by four or fewer appliances.

## Deliberate Fires Compared to Operational Activity



There has been an increase in deliberate fires over both 'year on year' and '3 year average' indicators. A high percentage of deliberate primary fires involved vehicles, which has seen a significant rise during this quarter. This trend is replicated in South Glasgow. Some of the vehicle fires are related and subject to ongoing investigations by Police Scotland.

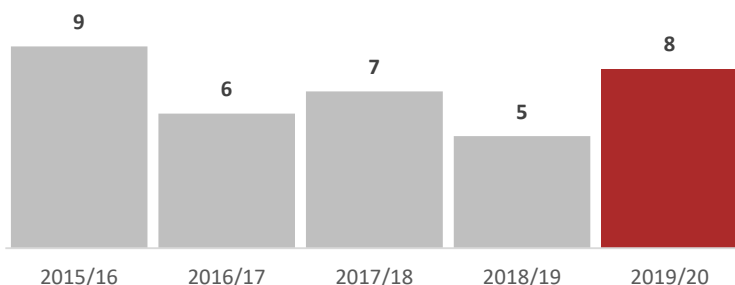
# Non Domestic Fire Safety



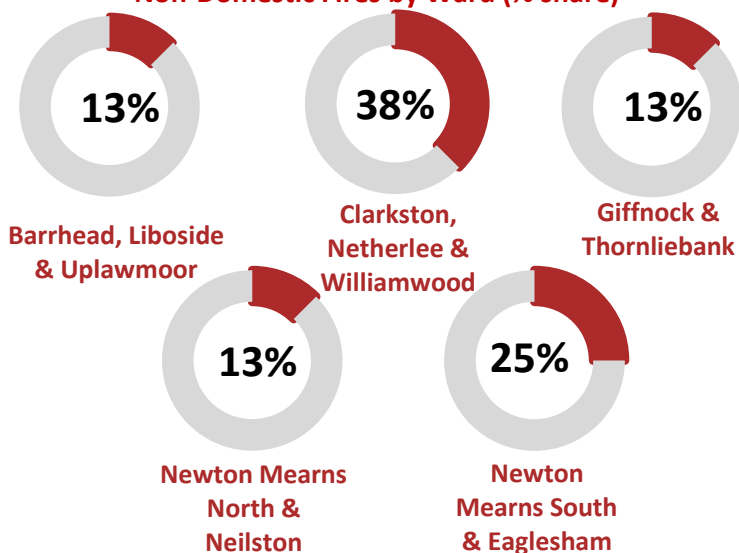
## Performance Summary

Year on Year **60%** 3 Year Average **11%**

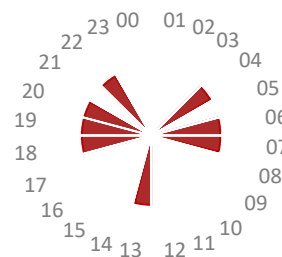
## Non Domestic Fires



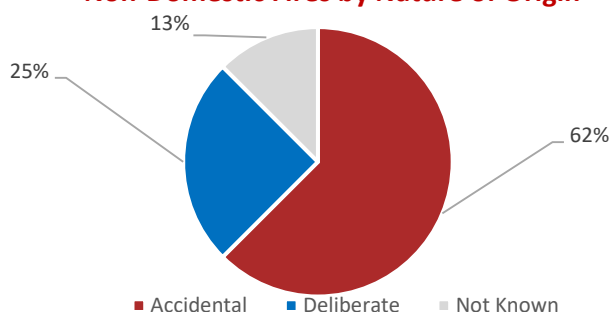
## Non-Domestic Fires by Ward (% share)




## Non-Domestic Fires by Time of Day



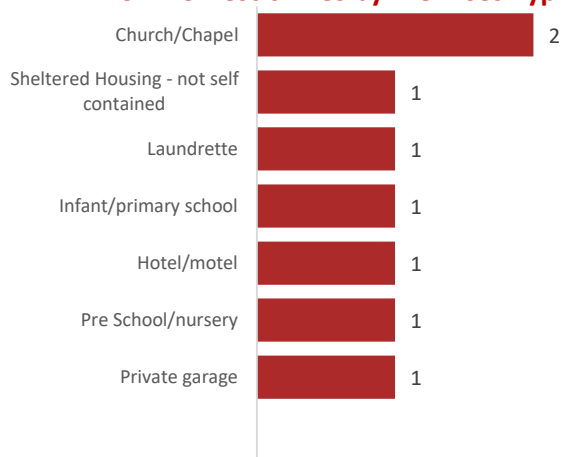
## Non-Domestic Fires by Nature of Origin



## Severity of Non-Domestic Fires



## Non-Domestic Fires by Premises Type

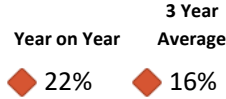


There has been an increase in Non Domestic Fires, which are spread throughout the day in a variety of premises type. Fires in any premises classed as 'Relevant Premises' under the Fire Scotland Act 2005 are subject to a Post Fire Audit by the SFRS Fire Safety Enforcement Team.

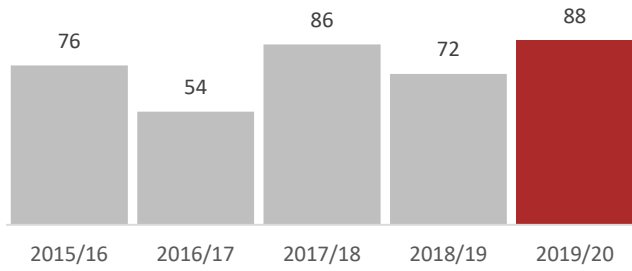
# Unwanted Fire Alarm Signals



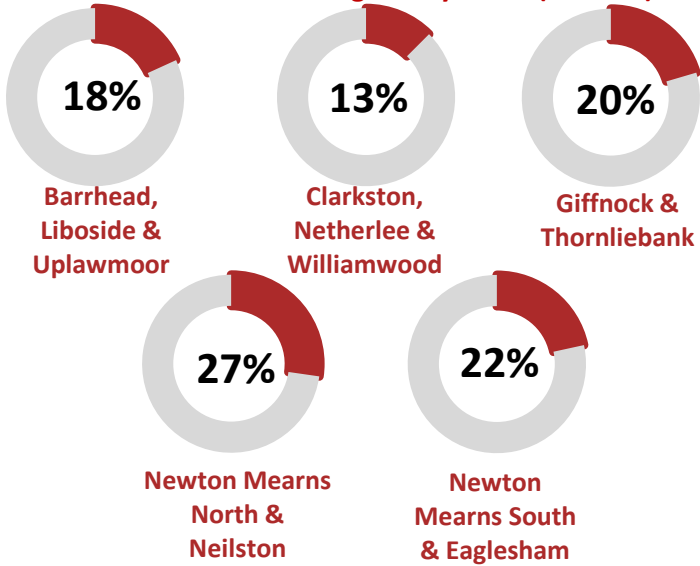
## Performance Summary



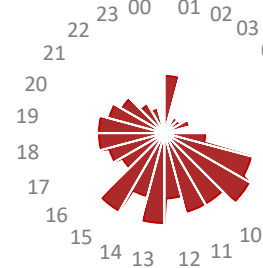
## Unwanted Fire Alarm Signals



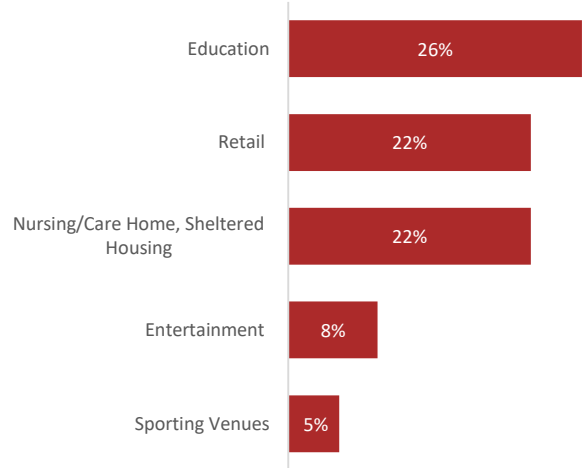
## Unwanted Fire Alarm Signals by Ward (% share)



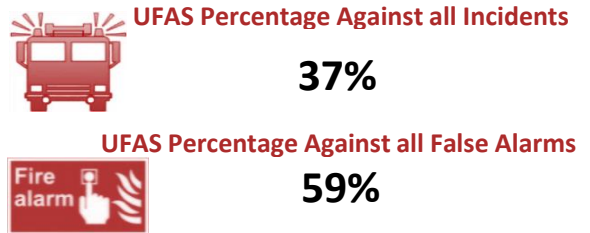
## Unwanted Fire Alarm Signals by Time of Day



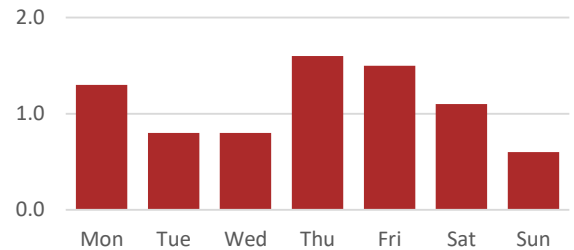
## Unwanted Fire Alarm Signals - Top 5 Premises



## Unwanted Fire Alarm Signals Activity Ratios



## Average Unwanted Fire Alarm Signals per Day



There has been an increase in Unwanted Fire Alarm Signals (UFAS) incidents. Education accounts for 30% of UFAS incidents, which are spread across all Wards. It is hoped the 'TAKE 5' partnership will go live during the next quarter, and will assist East Renfrewshire Council premises reduce UFAS incidents.