

Business Operations and Partnerships Department

Director of Business Operations & Partnerships: Louise Pringle

Council Headquarters, Eastwood Park, Giffnock, East Renfrewshire, G46 6UG

Phone: 0141 577 3000 Fax: 0141 577 3129

website: www.eastrenfrewshire.gov.uk

Date: 21 November 2024

When calling please ask for: John Burke (Tel. No 0141-577-3026)

e-mail: john.burke@eastrenfrewshire.gov.uk

TO: Councillors O O'Donnell (Chair); A Anderson (Vice Chair); C Bamforth; D Devlin; K Pragnell; and G Wallace.

CABINET (POLICE & FIRE)

A meeting of the Cabinet (Police and Fire) will be held in the Council Chamber, Council Headquarters, Eastwood Park, Giffnock on **Thursday, 28 November 2024 at 10.00am.**

The agenda of business is as shown below.

Louise Pringle

L PRINGLE

DIRECTOR OF BUSINESS OPERATIONS & PARTNERSHIPS

AGENDA

1. **Report apologies for absence.**
2. **Declarations of Interest.**
3. **Police Scotland - Performance Report for the Second Quarter of 2024/25 - Report by Divisional Commander (copy attached, pages 3 – 4).**
4. **Scottish Fire and Rescue Service (SFRS) - Performance Report for the Second Quarter of 2024/25 – Report by Group Commander (copy attached, pages 5 – 14).**

This document can be explained to you in other languages and can be provided in alternative formats such as large print and Braille. For further information, please contact Customer First on 0141 577 3001 or email customerservices@eastrenfrewshire.gov.uk

A recording of the meeting will also be available following the meeting on the Council's YouTube Channel <https://www.youtube.com/user/eastrenfrewshire/videos>

BLANK PAGE

Keeping People Safe³ in East Renfrewshire

Introduction



As Local Police Commander for East Renfrewshire, I am pleased to provide this report which relates to our performance and policing priorities for Q2 of the financial year 2024-25. The information contained within this report allows us to provide an overview of the impacts on policing and how we have performed during this first quarter.

Longer days and shorter nights are an inevitable part of quarter two. The summer months also bring many outdoor events and operations. In East Renfrewshire we successfully supported local gala days and large events such as the Foodies Festival. Policing is a 24 hour operation and we flex our resourcing daily to meet demand and keep the people of East Renfrewshire safe.

This report highlights how we have managed to balance our resourcing against demand whilst tackling the priorities of our communities.

Public Protection

Reporting of Sexual Crimes is increasing nationally, in East Renfrewshire we have seen 34 additional offences recorded this year. It is important to note that over 20% of the 83 offences recorded during this period are non-recent in nature.

It is encouraging to see the increase in the reporting of non-recent offences, and I am sure national media coverage of such crimes is giving survivors the courage to step forward after many years of silence.



Local Policing Priority: Crime (Sexual Offences)

Domestic incidents have increased this period. This has resulted in 306 incidents which is an increase of 10% compared to the same period last year. 62% of these incidents were non-criminal in nature, as a result there were 115 criminal domestic incidents recorded.

Criminal domestic incidents are 3% lower than the same period last year. 115 criminal incidents have resulted in 173 offences of which 99 were successfully detected. Our care and support of victims does not end with the reporting of offenders to the court. We continue aftercare with victims and engagement with offenders which has resulted in 8 detections for breaching domestic bail conditions.

East Renfrewshire

Local Police Plan (2023-2026)

Quarterly Report (2024-25 Q2 July to Sept 2024)

Acquisitive Crime

I am pleased to report that Housebreakings have fallen 19% this year. There have been 30 Housebreakings across commercial and non-commercial premises in East Renfrewshire which is 40 less than the 5-year average of 70.

This quarter has seen the total number of motor vehicle crime increase slightly. There were 5 additional reports compared to last year bringing the total to 52. This increase relates to vehicles being broken into, but actual thefts from motor vehicles and theft of motor vehicles have reduced again. We urge vehicle owners and especially commercial vehicle owners to be vigilant and apply best practice with regards vehicle security.

Local Policing Priority: Crime (Crimes of Dishonesty)

Fairer East Ren Plan: Reducing social isolation, loneliness & increasing safety

Despite the continued national increases in the offence of Theft by Shoplifting, there is an overall reduction of Crimes of Dishonesty in East Renfrewshire, down by 3% compared to last year.

We have seen 165 Thefts by Shoplifting reported this year, which is up 46 compared to last year. We have a dedicated single point of contact within our Community Policing Team who is working closely with retailers to identify hotspots and persons of interest. We have successfully detected a third of these offences and have enquiries ongoing into numerous incidents. I am pleased to report that we have managed to maintain the first quarter's reduction in Fraud offences. At the end of quarter two, Frauds in East Renfrewshire had reduced by 34%, down from 109 to 72.

Drug Dealing & Use

Local Policing Priority: Crime (Drug Supply & Manufacture)

Fairer East Ren Plan: Reducing social isolation, loneliness & increasing safety

I am happy to report that for the third year in a row we have increased our recording of offences relating to the possession of drugs. There were 68 offences recorded this year demonstrating our proactivity in this area. This proactivity is also mirrored in our stop and search data which shows officers in East Renfrewshire recorded 227 stop searches, this is an increase of 57% this year. Ethical and intelligence led stop search activity is vital in keeping our communities safe.

Violent Crime

Local Policing Priority: Crime (Violent Crime; Disorder & Antisocial behaviour)
Fairer East Ren Plan: Reducing social isolation, loneliness & increasing safety

There were 278 Non-Sexual Crimes of Violence recorded for this period. This is 2% lower than the same period last year. Robbery (including assault with intent to rob) has reduced by 33% with 6 being reported this year.



There has been no increase in the number of Serious Assaults recorded for this year compared to last, and of the 10 recorded 9 have been successfully detected. Common assaults have increased by 4 compared to last year bringing the total to 209 for the year.

Anti-social behaviour & Disorder

Whilst the first quarter of this year saw complaints regarding disorder remain stable, there has since been a 6% drop, this welcome change brings the total to 900 for the year.

With the well-publicised changes in Hate Crime legislation, we have seen an increase in reporting across Scotland. There were 53 Hate Crimes reported in East Renfrewshire over the first 6 months of this year. Our detection rate remains high at 66% and we continue to monitor these offences to identify any trends, victim groups or areas of concern.



Local Policing Priority—Crime (Disorder & Antisocial behaviour)

Fairer East Ren Plan—Reducing social isolation, loneliness & increasing safety

We continue to see great success in tackling many antisocial behaviour offences which impact our communities. Whilst Vandalisms have increased slightly, up 14 on last year, we have continued our success in tackling Fireraisings with the support of the SFRS. As a result, Fireraisings remain low with 10 being recorded this year, 60% down on last year. Acts of Culpable and Reckless conduct have also reduced significantly and are down 44% on last year resulting in 13 offences being recorded.

Missing People is a complex area of policing and poses significant risk and demand. During this period, we successfully traced 63 missing people in East Renfrewshire. This represents just under 8,000 resourcing hours which is a considerable resource demand and shows our commitment to keep individuals safe. We are currently working with Missing People and East Renfrewshire Council to develop our joint approach under the Scottish National Missing Persons Framework.

Please be aware that the data provided in this report is for information purposes to allow Board Members to conduct their scrutiny responsibilities.

Due to year end reconciliation processes it is not appropriate that the figures referred to in the report are used as official statistics.

CRIME

Our Area of Focus: Violent Crime

In July police were called to an ongoing incident in Giffnock where a 34 year old male had been seriously assaulted in a knife attack. CID carried out a thorough investigation and a 29 year old male was identified, arrested and held custody for court.

In August, officers received a disturbance call involving a motor vehicle and its occupant armed with an offensive weapon. The vehicle was stopped, and a search was carried out for weapons resulting in a metal pole being recovered. A 48 year old male was arrested and reported for the offence.

In September a 48 year old male was seriously assaulted by 2 males in a street in Barrhead, positive CCTV enquiries identified 2 males responsible. A 24 and 35 year old males were arrested and held custody for court.

Our Area of Focus: Drug Supply and Manufacture

Within East Renfrewshire we are committed to tackling drug supply and misuse.

In July officers were on proactive patrols when they observed a male in a local park. He was searched under the Misuse of Drugs Act and found to be in possession of a Class C drug. The 33 year old male was charged and reported for drug possession.

In August our Officers conducted a property search under warrant in the Giffnock area. A large quantity of class A controlled drugs were discovered which were weighed and found to be 20kg in total. The drugs were valued £900,000. A 35-year-old male was arrested and charged for being concerned in the supply of a controlled drug.

Our Area of Focus: Crimes of Dishonesty

In July a householder in Clarkston was alerted via his Ring doorbell to a male acting suspiciously inside the grounds of his property. The householder was not at home at the time and made police aware. After a short pursuit the male was apprehended and charged with S57 Civic Government (Scotland) Act 1982. He was held custody to appear at court.

During this quarter police received a report of four males breaking into a house in Newton Mearns. Police utilised specialist resources including police air support, road traffic officers and ANPR. Following a police pursuit one male was apprehended in the Edinburgh area and the other three accomplices traced later. The 4 males were subsequently charged with numerous housebreaking and road traffic offences.

PROTECTING VULNERABLE PEOPLE

Our Area of Focus: Vulnerable Road Users

Keeping all road users safe is a top priority for Police Scotland and remains a focus for officers within East Renfrewshire. During the summer, local community officers carried out an operation Close Pass. During this they highlighted the importance of cyclist safety to drivers.

In August police received information of a male driving a vehicle under the influence of drugs in the Giffnock area. Officers located and stopped the vehicle, and the driver subsequently failed the roadside drugs wipe. A 36 year old male was arrested and reported for driving whilst unfit through drugs.

In this quarter in a local car park in the Giffnock area, officers on patrol observed a vehicle that had driven across a pedestrian footpath and down an embankment with the driver and 2 passengers within. The driver tested negative for alcohol however failed a roadside drug wipe. A 19-year-old male driver was arrested and reported for the offence.

Our Areas of Focus: Domestic Abuse— Adult Protection—Child Protection

Domestic abuse and harm remain a priority for Police Scotland. We have a critical role to play in safeguarding our domestic abuse survivors and their families. In August police received a call from a female stating her husband was attempting to strangle her. Police attended and found the female with injuries and her young children visibly upset. Her partner was arrested and interviewed under caution. He was charged with domestic assault.

In this quarter our local officers continue to carry out enquiries in relation to domestic bail conditions to ensure the safety of domestic abuse survivors. In August in the Barrhead area a 57 year old female, who had special bail conditions from the court for her ex-partner not to approach or contact her in any way, was walking on the street with a friend when she observed her ex-partner following closely behind. The female sought refuge in a local shop to avoid contact however the offender continued to try to communicate with her. Thanks to CCTV evidence and an independent witness a 47 year old male was traced, arrested and held for court.

Our Areas of Focus: Young People

Our school Campus Officers continue to engage and build on the excellent relationships they have with our school communities. In quarter two, our Campus Officers secured funding from our Divisional Commanders fund, The Community Alcohol Partnerships and East Renfrewshire Alcohol and Drug Partnership which they used to continue the development and delivery of their impressive summer wellbeing programme for young persons aged 12-16years. This year 14 young person took part in the 3 week programme over July/August, carrying out fun and educational activities such as water sports, go karting, wall climbing and first aid. The young persons had a fantastic time and said they would all love to reattend. The positive effect on these young persons has been noted by our partners in education and their families.



CONCLUSION

As the Local Policing Commander for East Renfrewshire, I am pleased to present the Cabinet Report for the 2nd Quarter of the year 2024/25. As outlined in this Cabinet Report, we have seen success in reducing incidents and offences across many areas. Our multi-agency partnership approach in tackling issues in East Renfrewshire has delivered positive outcomes. We will continue to work with others to monitor and adapt our approach in order to build on the positive impact seen to date.

Thank you for your continued support.

Chief Superintendent Lynn Ratcliff
Divisional Commander



**East Renfrewshire Performance Report
1st July - 30th September 2024**



SCOTTISH
FIRE AND RESCUE SERVICE
Working together for a safer Scotland

**Working together
for a safer Scotland**

East Renfrewshire Performance Report

Table of Contents

Local Fire and Rescue Service Plan Priorities	3
East Renfrewshire Activity Summary	4
Domestic Safety - Accidental Dwelling Fires	5
Domestic Safety - Accidental Dwelling Fire Casualties	6
Unintentional Injury and Harm	7
Deliberate Fire Setting	8
Non-Domestic Fire Safety	9
Unwanted Fire Alarm Signals	10













Local Fire and Rescue Service⁷ Plan Priorities

The Local Fire and Rescue Service Plan has been developed to set out the priorities and objectives within East Renfrewshire and allows our local authority partners to scrutinise the performance outcomes of these priorities. We will continue to work closely with our partners in East Renfrewshire to ensure we are all “**Working Together for a Safer Scotland**” through targeting risks to our communities at a local level.

The plan has been developed to complement key partnership activity embedded across East Renfrewshire Community Plan and associated Delivery and Thematic plans. Through partnership working we will seek to deliver continuous improvement in our performance and effective service delivery in our area of operations.




The Local Fire and Rescue Plan for East Renfrewshire identified six areas for demand reduction and is subject to regular monitoring and reporting through the Police / Fire and Rescue Committee. A summary of the priorities and current activity is detailed below with further detail and analysis contained within this performance report.

	Accidental Dwelling Fires	Accidental Dwelling Fire Casualties	Unintentional Injury and Harm	Deliberate Fire Setting	Non-Domestic Fire Safety	Unwanted Fire Alarm Signals
Barrhead, Liboside & Uplawmoor	4	0	5	16	0	7
Clarkston, Netherlee & Williamwood	0	0	1	4	0	5
Giffnock & Thornliebank	6	0	0	2	1	6
Newton Mearns North & Neilston	1	0	1	9	0	5
Newton Mearns South & Eaglesham	1	0	0	5	1	2

Total Incidents	12	0	7	36	2	25
Year on Year Change	 33%	 -100%	 -42%	 -14%	 0%	 19%
3 Year Average Change	 -11%	 0%	 -20%	 -11%	 0%	 -27%

About the statistics within this report

The activity totals and other statistics quoted within this report are published in the interests of transparency and openness. They are provisional in nature and subject to change as a result of ongoing quality assurance and review. Because all statistics quoted are provisional there may be a difference in the period totals quoted in our reports after local publication which result from revisions or additions to the data in our systems. The Scottish Government publishes official statistics each year which allow for comparisons to be made over longer periods of time.

-  Activity levels have reduced by more than 5%
-  Activity levels have reduced by up to 5%
-  Activity levels have increased overall

East Renfrewshire Activity Summary ⁸



60

fires
primary & secondary



49

special
services



120

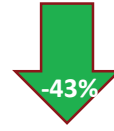
false
alarms



229
total number of
incidents



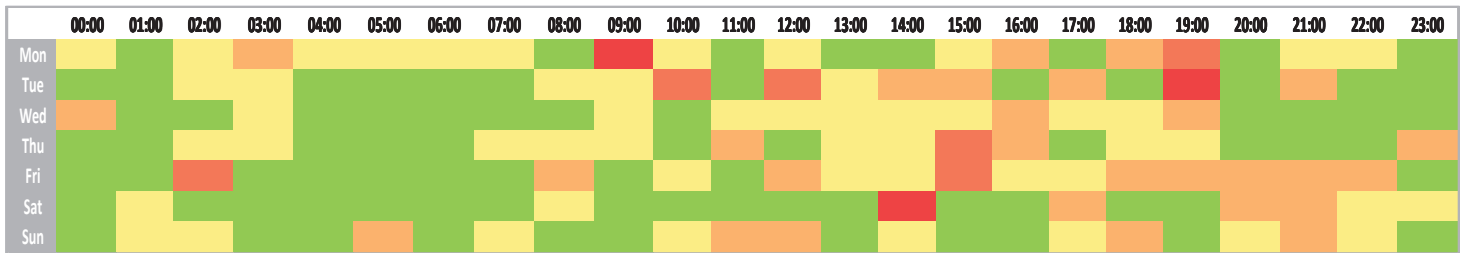
8
fire & non-fire
casualties



£49,250
economic cost of
ufas incidents


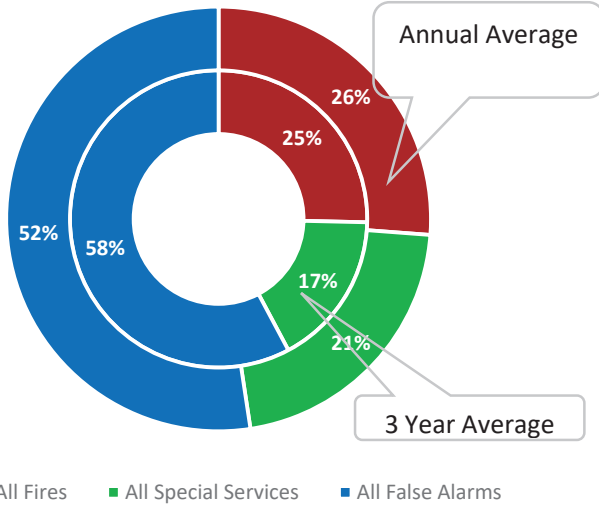
*data above is year on year change

Activity by Time of Day

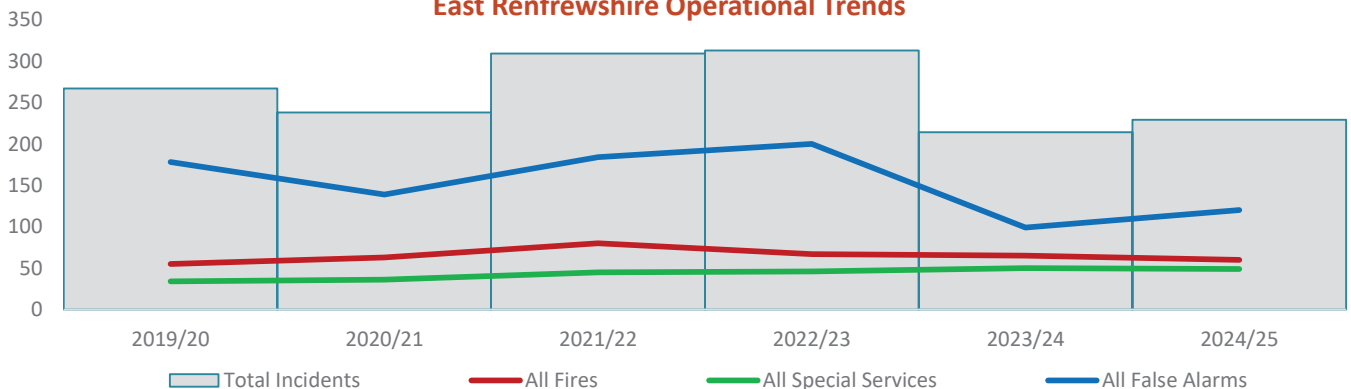


Top 15 Incidents Types by %

Incidents by Classification



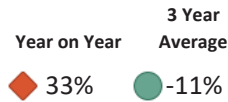
East Renfrewshire Operational Trends



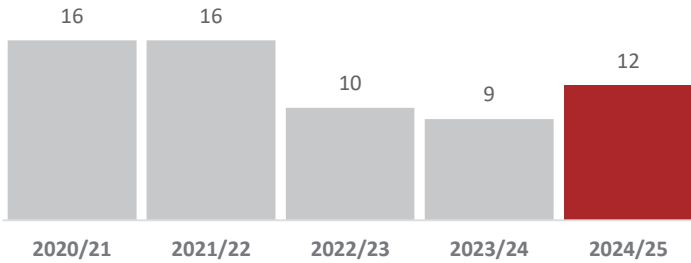
Domestic Safety - Accidental Dwelling Fires



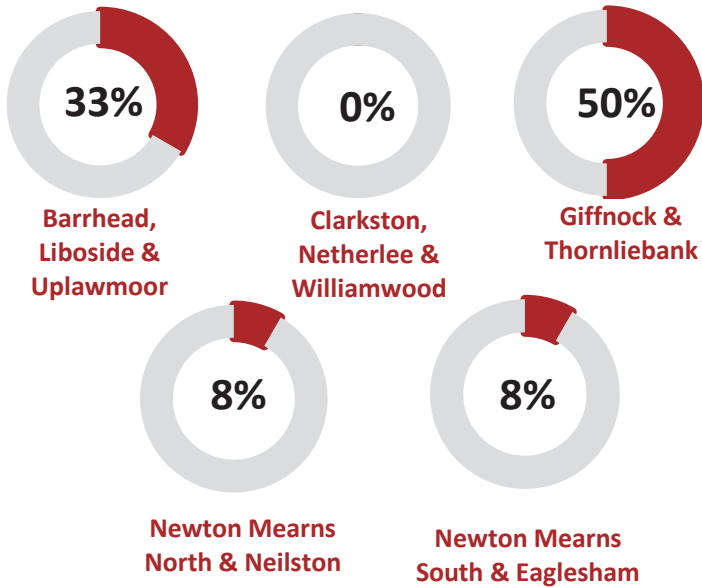
Performance Summary



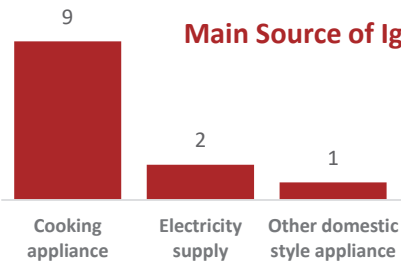
Accidental Dwelling Fires



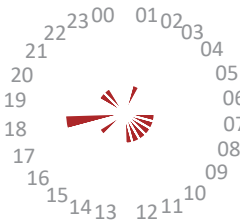
Accidental Dwelling Fires Activity by Ward (% share)



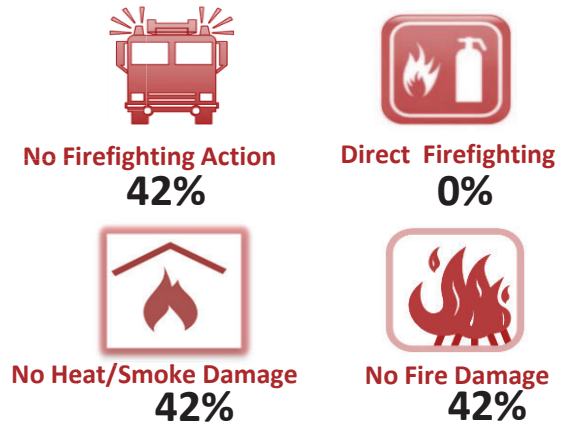
Main Source of Ignition



Accidental Dwelling Fires by Time of Day



Severity of Accidental Dwelling Fires



Human Factors



Automatic Detection & Actuation



It is disappointing to note an increase of 33% for this indicator in the year on year comparison, however, it should be noted that this is against historically low figures and this is reflected in a decrease of 11% on the 3 year average. Once again cooking is the main contributor, accounting for 75% of the activity. It is encouraging to note that detection was present in 92% of the premises and actuated in 91% of the incidents, providing early warning and reducing the potential severity.

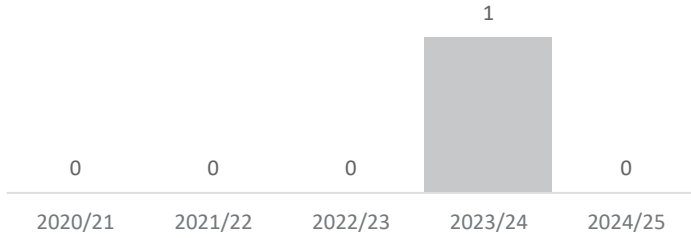
Domestic Safety - Accidental Dwelling Fire Casualties

Performance Summary

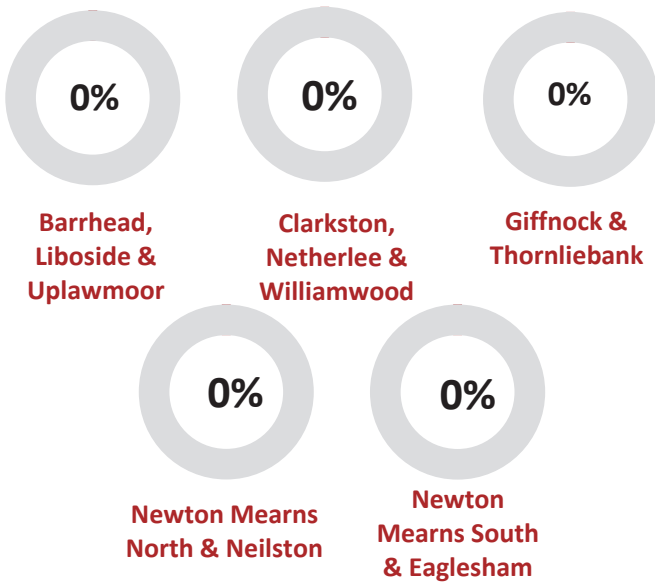


Year on Year ● -100% 3 Year Average ▲ 0%

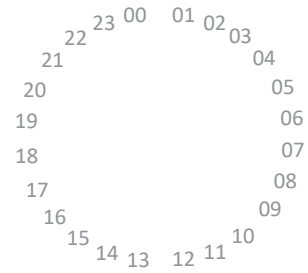
Accidental Dwelling Fires Casualties



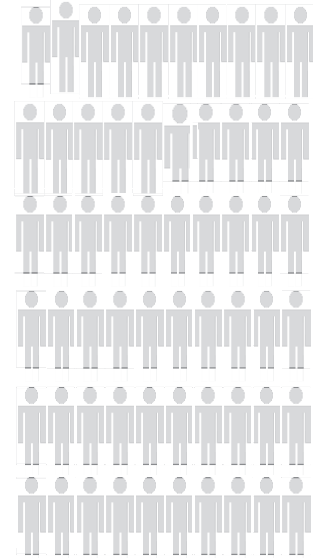
Accidental Dwelling Fire Casualties by Ward (% share)



Fire Casualties by Time of Day



Nature of Injury



Extent of Harm

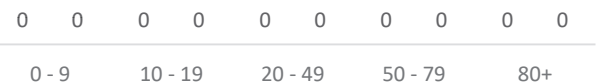


Male

Age / Gender Profile



Female

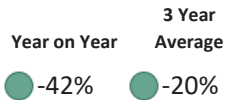


It is positive to report that we had no accidental fire casualties within this reporting period and therefore no increase on the low figures we have encountered over the last 3 years.

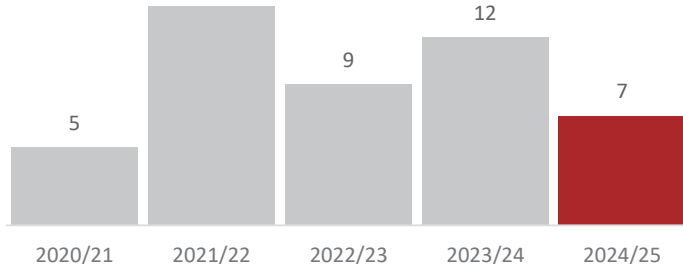
Unintentional Injury and Harm ¹¹



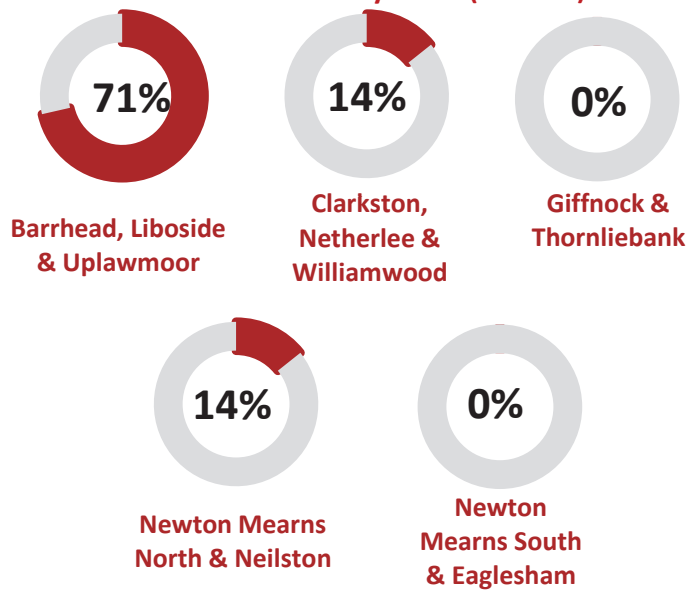
Performance Summary



Non-Fire Casualties

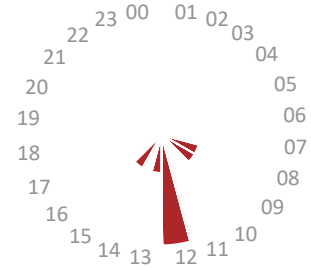


Non-Fire Casualties by Ward (% share)

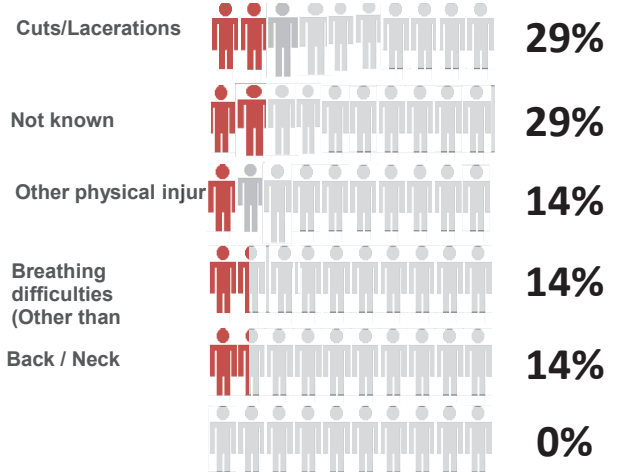


It is encouraging to note a significant reduction of 42% for the year on year comparison and a 20% decrease on the 3 year average in this indicator. It is also important to take into account that 57% of the activity within this indicator is attributed to assisting other agencies.

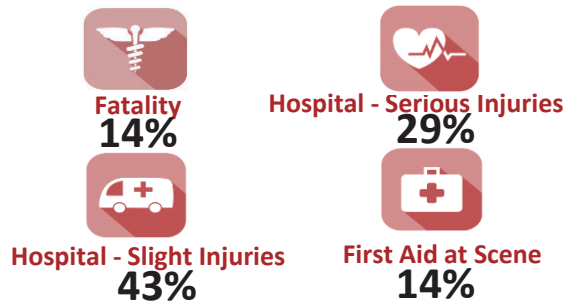
Non-Fire Casualties by Time of Day



Nature of Injury



Extent of Harm



Non-Fire Emergency Activity

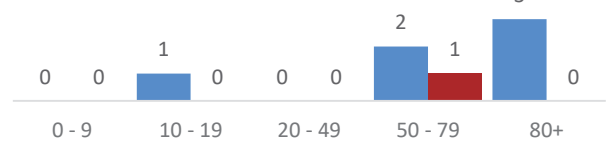


Male
86%

Age / Gender Profile



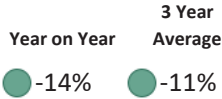
Female
14%



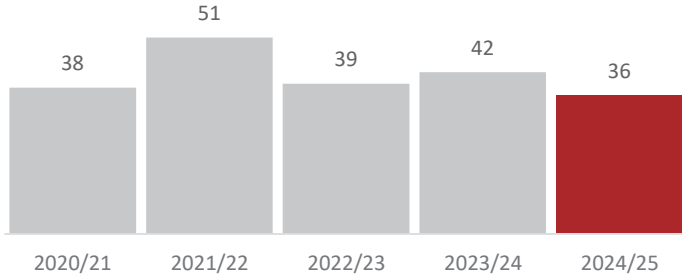
Deliberate Fire Setting



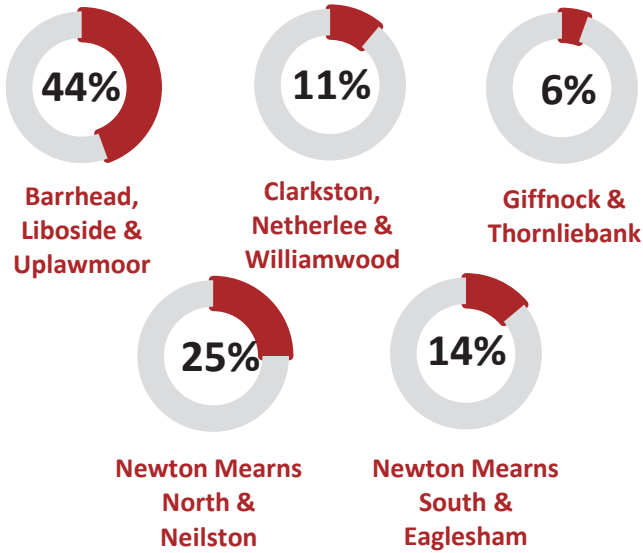
Performance Summary



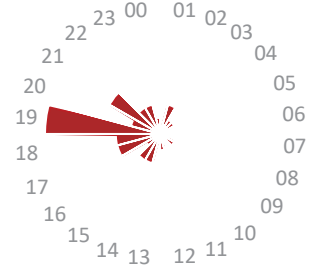
Deliberate Fires



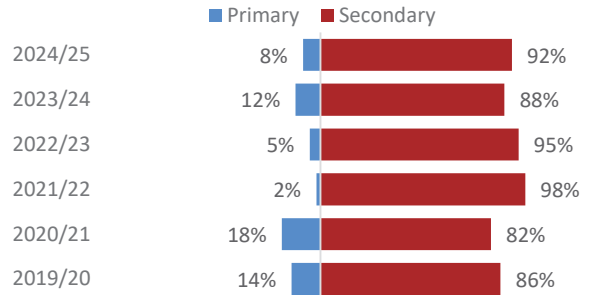
Deliberate Fires by Ward (% share)



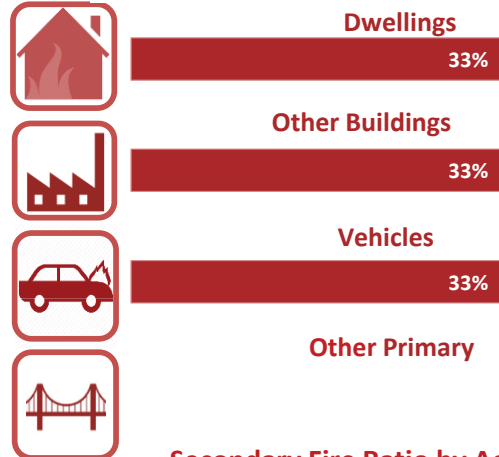
Deliberate Fires by Time of Day



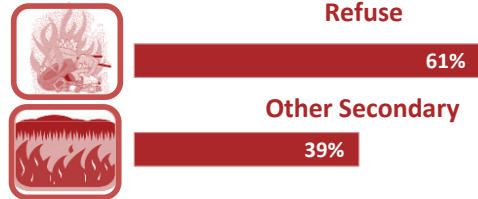
Deliberate Fires by Classification



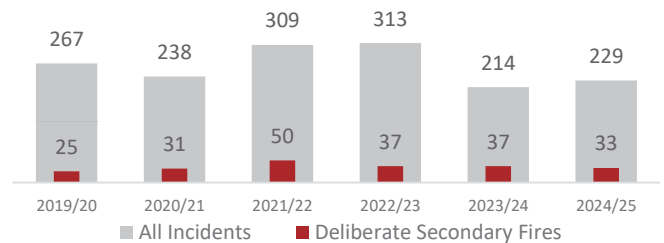
Primary Fire Ratio by Activity Type



Secondary Fire Ratio by Activity Type



Deliberate Fires Compared to Operational Activity



Definitions

Primary Fires - all fires in buildings, vehicles and outdoor structures or any fire involving casualties, rescues or fires attended by five or more appliances


Secondary Fires - fire incidents that did not occur at a primary location, was not a chimney fire in an occupied building, did not involve casualties (otherwise categorised as a primary incident) and was attended by four or fewer appliances.

It is positive to report a 14% decrease within the year on year indicator and a 11% reduction in the 3 year average. Refuse fires are again a key contributor within this indicator.

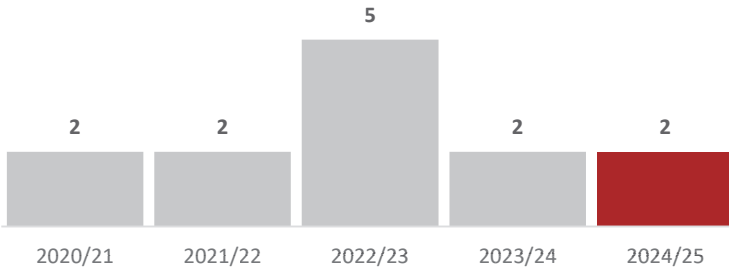
Non Domestic Fire Safety



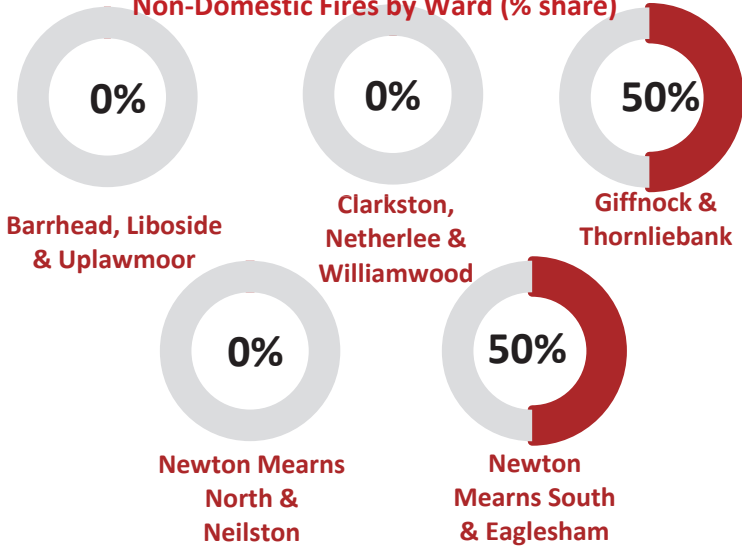
Performance Summary



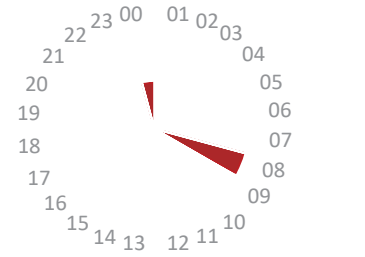
Non Domestic Fires



Non-Domestic Fires by Ward (% share)



Non-Domestic Fires by Time of Day



Non-Domestic Fires by Nature of Origin



Severity of Non-Domestic Fires



Non-Domestic Fires by Premises Type

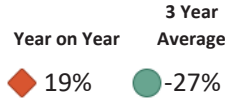


It is encouraging to note no increase in the year on year indicator or the 3 year average within this category. It is also positive to note we are continuing to experience low figures for this incident type and both incidents were accidental with no firefighting action required and minimal damage incurred.

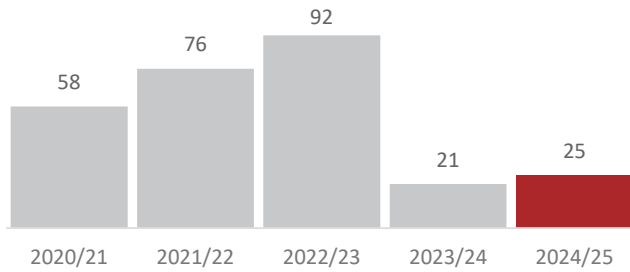
Unwanted Fire Alarm Signals



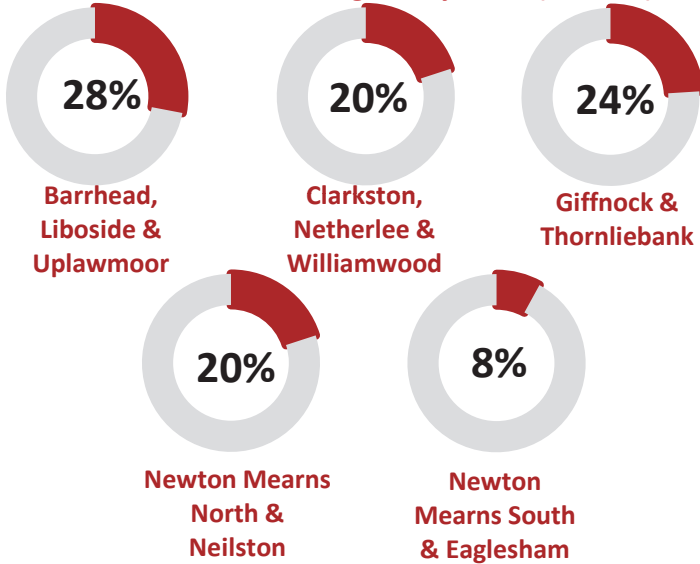
Performance Summary



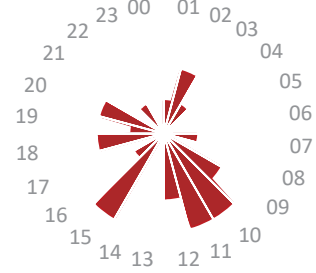
Unwanted Fire Alarm Signals



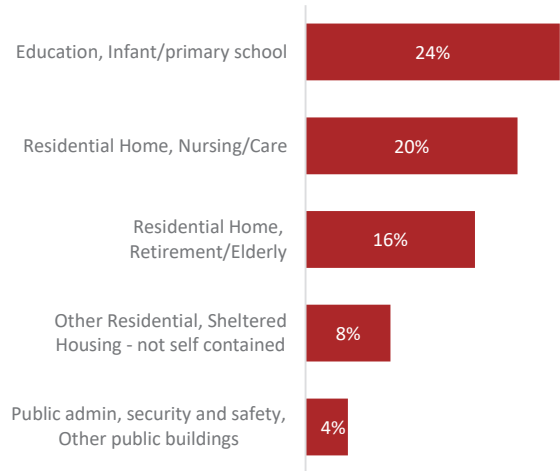
Unwanted Fire Alarm Signals by Ward (% share)




Unwanted Fire Alarm Signals by Time of Day



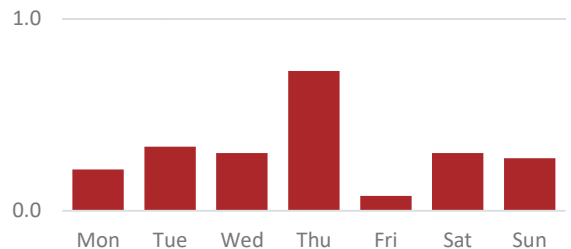
Unwanted Fire Alarm Signals - Top 5 Premises



Unwanted Fire Alarm Signals Activity Ratios



Average Unwanted Fire Alarm Signals per Day



It is disappointing to report an increase of 19% on the year on year comparison, however, it is important to note that this equates to an increase of only 4 incidents over the 12 week period. It is positive to report a decrease of 27% over the 3 year average. It is also disappointing to note that the majority of these incidents are again avoidable and whilst a significant amount are still within the care environment, incidents within educational premises have risen within this reporting period.