

Business Operations and Partnerships Department

Director of Business Operations & Partnerships: Louise Pringle

Council Headquarters, Eastwood Park, Giffnock, East Renfrewshire, G46 6UG

Phone: 0141 577 3000 Fax: 0141 577 3129

website: www.eastrenfrewshire.gov.uk

Date: 14 January 2025

When calling please ask for: John Burke (Tel. No 0141-577-3026)

e-mail: john.burke@eastrenfrewshire.gov.uk

TO: Councillors O O'Donnell (Chair); A Anderson (Vice Chair); C Bamforth; D Devlin; K Pragnell; and G Wallace.

CABINET (POLICE & FIRE)

A meeting of the Cabinet (Police and Fire) will be held in the Council Chamber, Council Headquarters, Eastwood Park, Giffnock on **Thursday, 23 January 2025 at 10.00am.**

The agenda of business is as shown below.

Louise Pringle

L PRINGLE

DIRECTOR OF BUSINESS OPERATIONS & PARTNERSHIPS

AGENDA

1. Report apologies for absence.
2. Declarations of Interest.
3. Police Scotland - Performance Report for the Third Quarter of 2024/25 - Report by Divisional Commander (copy attached, pages 3 – 4).
4. Scottish Fire and Rescue Service (SFRS) - Performance Report for the Third Quarter of 2024/25 – Report by Group Commander (copy attached, pages 5 – 14).

For information on how to access the virtual meeting, please e-mail:-
john.burke@eastrenfrewshire.gov.uk

A recording of the Council meeting will also be available following the meeting on the Council's YouTube Channel <https://www.youtube.com/user/eastrenfrewshire/videos>

This document can be explained to you in other languages and can be provided in alternative formats such as large print and Braille. For further information, please contact Customer First on 0141 577 3001 or email customerservices@eastrenfrewshire.gov.uk

Keeping People Safe in East Renfrewshire

Introduction



As Local Police Commander for East Renfrewshire, I am pleased to provide this report which relates to our performance and policing priorities for Q3 of the financial year 2024-25. The information contained within this report allows us to provide an overview of the impacts on policing and how we have performed during this third quarter.

This period sees temperatures drop, our days shorten, and an inevitable increase in indoor incidents. Demands on policing are varied and during this period we have assisted the public and our partners in several areas including the lead up to Bonfire night and with our Festive Action Plan.

Whilst many people head indoors during this period, we also supported the successful and safe outdoors fireworks event in Giffnock which brings over 5000 people to the area. I want to thank East Renfrewshire Council for their support and leadership in ensuring this was safe and secure event for everyone in attendance.

I also want to welcome Chief Inspector Gillian Faulds as the new Local Area Commander for East Renfrewshire. Gillian brings with her a wealth of experience from her years of dedication and service within policing. Gillian is replacing now temporary Superintendent Graeme Gallie who served as the Local Area Commander for just over 2 years. I want to thank Graeme for his dedication to the role and wish him well with his promotion.

This report will bring to life how we have managed to balance our resourcing against demand whilst tackling the priorities of the communities in East Renfrewshire.

Public Protection

The total number of sexual crimes recorded for this quarter are 116, this is an increase of 24 offences compared to the same period last year. We have successfully detected 45% of sexual crimes this quarter.

Whilst we know that reporting of sexual crimes is still on the rise nationally, it is important to note that many of these offences are non-recent and are only now being reported to police. It is encouraging to see that the continual work to raise awareness both locally and nationally (16 days of Activism against Gender-based Violence) has had a positive impact on survivors to feel confident about coming forward to report.

Local Policing Priority: Crime (Sexual Offences)

Domestic incidents have increased this period. This has resulted in 456 incidents which is an increase of 10% compared to the same period last year. 60% of these incidents were non-criminal in nature, as a result there were 182 criminal domestic incidents recorded. These incidents have resulted in 266 offences of which 162 were successfully detected.

East Renfrewshire

Local Police Plan (2023-2026)

Quarterly Report (2024-25 Q3 Oct to Dec 2024)

Acquisitive Crime

I am pleased to report that reported Housebreakings and Attempt Housebreakings offences have continued to drop throughout this period. There has been a 46% reduction across the 5 year average. This equates to a reduction of 45 offences compared to the 5 year average of 98.

This year the total number of Motor Vehicle Crimes remains similar to the 5 year average, with a total of 82 offences in comparison to the average of 81. However, over that period there has been a reduction in Theft from a Motor Vehicle and Theft of a Motor Vehicle.

Our community policing team continue to highlight and promote ways to improve property and vehicle safety.

Local Policing Priority: Crime (Crimes of Dishonesty)

Fairer East Ren Plan: Reducing social isolation, loneliness & increasing safety

This quarter we have seen a slight increase in the overall Crimes of Dishonesty, whilst we have seen positive impacts on Housebreakings and Motor Vehicle Crime we continue to see the upward national trend in Theft by Shoplifting and Common Theft offences being mirrored in East Renfrewshire.

To date 229 Thefts by Shoplifting have been reported, which is up 30% compared to this time last year, however down 8% on the last quarter. Our community officers continue to work closely with partners and retailers resulting in 80 detections this year so far.

Whilst Fraud offences are still on the rise across Scotland, I am pleased to report that we continue to maintain our reduction in fraud offences with a 15% reduction in offences compared to last year. This equates to 132 offences compared to 156 for the same period last year and reflects the good work implemented by the Local Policing Team to provide educational inputs to the community to stay alert to frauds and scams.

Violent Crime

Local Policing Priority: Crime (Violent Crime; Disorder & Antisocial behaviour)

Fairer East Ren Plan: Reducing social isolation, loneliness & increasing safety

There has been 431 Non-Sexual Crimes of Violence recorded so for this year. This is an increase of 7% over the 5 year average.

Robbery (including assault with intent to rob) has reduced by 33% with 8 being recorded this year. We have also seen a 12% reduction of Serious Assaults in this period, with 14 being recorded.

Common Assaults have increased by 27 compared to last year bringing this year's total to 327.

Anti-social behaviour & Disorder

This quarter we continue to see a 6% reduction in complaints regarding Disorder, with a total of 1293 complaints recorded to date.

Over the last quarter 21 Hate Crimes were reported. 71% of these were detected and 28% of those were juvenile offenders. There is no trend and they are split across homophobic, racial, transgender and disablist.

Local Policing Priority—Crime (Disorder & Antisocial behaviour)

Fairer East Ren Plan—Reducing social isolation, loneliness & increasing safety

We continue to work with our partners to reduce anti-social behaviour that blights communities. Vandalisms have increased slightly compared to last year with a further 4 incidents recorded. With the support of partnership working with the SFRS, Fire raisings are 36% down compared to last year.

Culpable and Reckless conduct has also reduced significantly and is down 27% compared to last year with 27 offences being recorded.

During this quarter, officers carried out enquiries into 22 Missing Persons reports, 14 of which were adults, 2 adults cared for and 6 children. Their ages ranged between 10-69 years old. All persons were traced safe and well. We utilised a total of 2300 police resourcing hours in efforts to trace these missing persons. 6 were graded high risk, 16 medium risk and 0 low risk.

Drug Dealing & Use

Local Policing Priority: Crime (Drug Supply & Manufacture)

Fairer East Ren Plan: Reducing social isolation, loneliness & increasing safety

Detecting Drug offences across East Renfrewshire is a result of proactive policing and community support. I am pleased to report that we have recorded 102 offences of Drug possession this year. We will continue to deploy uniformed and plain clothes officers to target areas of greatest concern whilst working with our partners to tackle the public health concerns around drugs.

CRIME

Our Area of Focus: Violent Crime

In November, a 14 year old male was robbed within local public park in the Newton Mearns area. An extensive enquiry was carried out by our Community Investigation Department and Community Policing Team and an 18 year old male was arrested and charged.

During this quarter, police received a report of a male in a street in Barrhead in possession of a machete. Officers traced the male and were required to use their officer safety equipment. A 32 year old male was arrested and charged for being in possession of a knife and for threatening and abusive behaviour towards officers.

Our Area of Focus: Drug Supply and Manufacture

Within East Renfrewshire we are committed to targeting drug supply and misuse. During this quarter, officers acting upon intelligence, carried out a search of a premises under warrant in the Barrhead area. A large cannabis cultivation was found within. A 53 year old male was arrested, interviewed and charged with being involved in the control and supply of drugs.

Local officers continue to carry our proactive patrols in the East Renfrewshire area, in December local community officers stopped and searched an 18 year old male in the Clarkston area who was found to be in possession of a Class B drug. He was issued with a recorded police warning.

Our Area of Focus: Crimes of Dishonesty

In November police were made aware of 2 masked males within a vehicle acting suspicious in the Newton Mearns area. Police attended immediately and traced the males. Officers carried out enquires within the surrounding area. Two males aged 42 and 19 were charged with various road traffic offences and for being in the curtilage of premises with intention to commit theft. They were held custody to appear at court the next day.

In December Local Community Officers were carrying out Festive Action plan patrols in Barrhead Main Street when they were alerted to a male acting suspiciously within a local shop. Officers swift actions resulted in a 38 year old male being arrested and charged for shoplifting.

PROTECTING VULNERABLE PEOPLE

Our Area of Focus: Vulnerable Road Users

Keeping all road users safe remains a priority for officers within East Renfrewshire. We continue to work with all our partners to target those who cause harm to our roads and networks. Local officers continue to carry out proactive vehicle stop checks, within this quarter over 20 motorists have been charged with having no MOT and over 30 charged with driving with no insurance.

In November we received reports of a car driving in a dangerous manner, officers traced and stopped the vehicle within the Thornliebank area. Within the vehicle they observed nitrous oxide canisters, balloons and cannabis. The driver was subject to a drugs swipe which tested positive. A 19 year old male was arrested and reported for driving under the influence of drugs.

Our Area of Focus: Domestic Abuse – Adult Protection – Child Protection

Domestic Abuse and harm remain a priority for Police Scotland. During this quarter we worked closely with our partners to encourage action and awareness against all forms of violence against women and girls. Local officers took part in the 16 days of Activism. As part of this campaign, officers in East Renfrewshire engaged in webinar sessions and delivered 'You, Me, Together' inputs to young persons within schools.

In November a 33 year old male was traced hiding in a cupboard and arrested after failing to adhere to his domestic bail conditions set by the court not to be in the presence of the domestic abuse survivor. He was charged and held custody to appear at court the next day.

Our Area of Focus: Young People

In this quarter our campus officers continued to work closely and build excellent relationships with the school communities. They secured additional funding which allowed them to deliver the October week wellbeing programme for the second year in a row. The programme has been very successful in assisting some of the most vulnerable young persons in our local community.

In addition, our campus officers have been busy delivering bespoke inputs to secondary schools across East Renfrewshire. In particular, on the lead up to Fireworks night our officers delivered inputs highlighting the dangers of fireworks and associated offences.



CONCLUSION

As the Local Policing Commander for East Renfrewshire, I am pleased to present the Cabinet Report for the 3rd Quarter of the year 2024/25. As outlined in this Cabinet Report, we have successfully navigated the demands and intricacies of keeping the people of East Renfrewshire safe. This can only be done with the support of our partners and the public. I look forward to building on this successful approach as we move forward through 2025.

Thank you for your continued support.

Chief Superintendent Lynn Ratcliff
Divisional Commander



East Renfrewshire Performance Report 1st October - 31st December 2024



SCOTTISH
FIRE AND RESCUE SERVICE
Working together for a safer Scotland

**Working together
for a safer Scotland**

East Renfrewshire Performance Report

Table of Contents

Local Fire and Rescue Service Plan Priorities	3
East Renfrewshire Activity Summary	4
Domestic Safety - Accidental Dwelling Fires	5
Domestic Safety - Accidental Dwelling Fire Casualties	6
Unintentional Injury and Harm	7
Deliberate Fire Setting	8
Non-Domestic Fire Safety	9
Unwanted Fire Alarm Signals	10

Local Fire and Rescue Service Plan Priorities

The Local Fire and Rescue Service Plan has been developed to set out the priorities and objectives within East Renfrewshire and allows our local authority partners to scrutinise the performance outcomes of these priorities. We will continue to work closely with our partners in East Renfrewshire to ensure we are all “**Working Together for a Safer Scotland**” through targeting risks to our communities at a local level.

The plan has been developed to complement key partnership activity embedded across East Renfrewshire Community Plan and associated Delivery and Thematic plans. Through partnership working we will seek to deliver continuous improvement in our performance and effective service delivery in our area of operations.

The Local Fire and Rescue Plan for East Renfrewshire identified six areas for demand reduction and is subject to regular monitoring and reporting through the Police / Fire and Rescue Committee. A summary of the priorities and current activity is detailed below with further detail and analysis contained within this performance report.

	Accidental Dwelling Fires	Accidental Dwelling Fire Casualties	Unintentional Injury and Harm	Deliberate Fire Setting	Non-Domestic Fire Safety	Unwanted Fire Alarm Signals
Barrhead, Liboside & Uplawmoor	3	0	0	13	1	2
Clarkston, Netherlee & Williamwood	2	0	0	5	0	2
Giffnock & Thornliebank	2	0	4	4	0	3
Newton Mearns North & Neilston	3	0	2	14	0	4
Newton Mearns South & Eaglesham	1	0	0	4	2	0

Total Incidents	11	0	6	40	3	11
Year on Year Change	-8%	0%	0%	-17%	-25%	-50%
3 Year Average Change	0%	-50%	0%	22%	-13%	-42%

About the statistics within this report

The activity totals and other statistics quoted within this report are published in the interests of transparency and openness. They are provisional in nature and subject to change as a result of ongoing quality assurance and review. Because all statistics quoted are provisional there may be a difference in the period totals quoted in our reports after local publication which result from revisions or additions to the data in our systems. The Scottish Government publishes official statistics each year which allow for comparisons to be made over longer periods of time.

Activity levels have reduced by more than 5%

Activity levels have reduced by up to 5%

Activity levels have increased overall

East Renfrewshire Activity Summary



59

fires
primary &
secondary



33

special
services



81

false
alarms



173
total number of
incidents



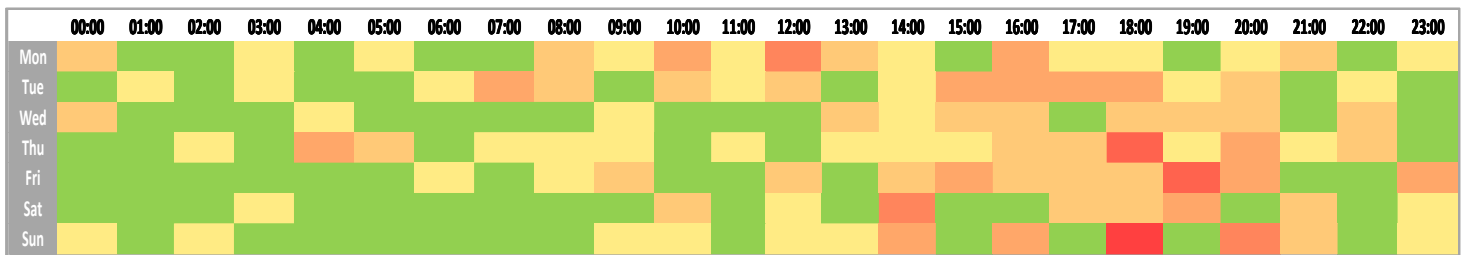
6
fire & non-fire
casualties



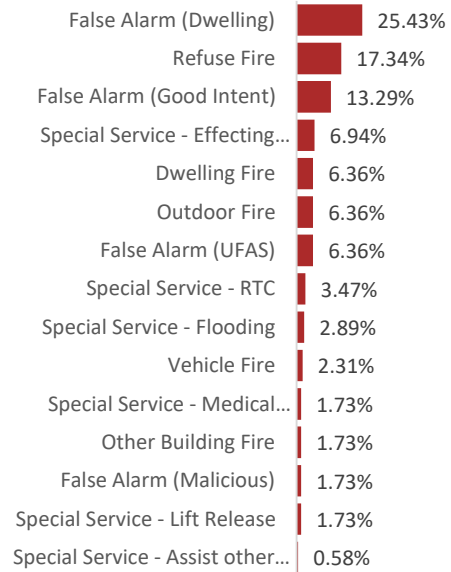
£21,670
economic cost of
ufas incidents

*data above is year on year change

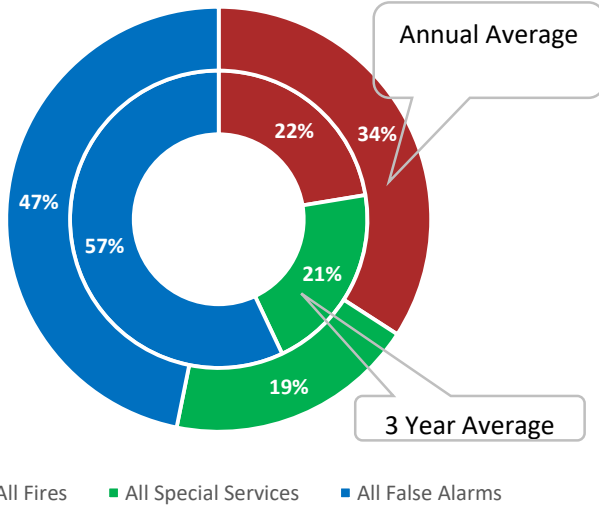
Activity by Time of Day



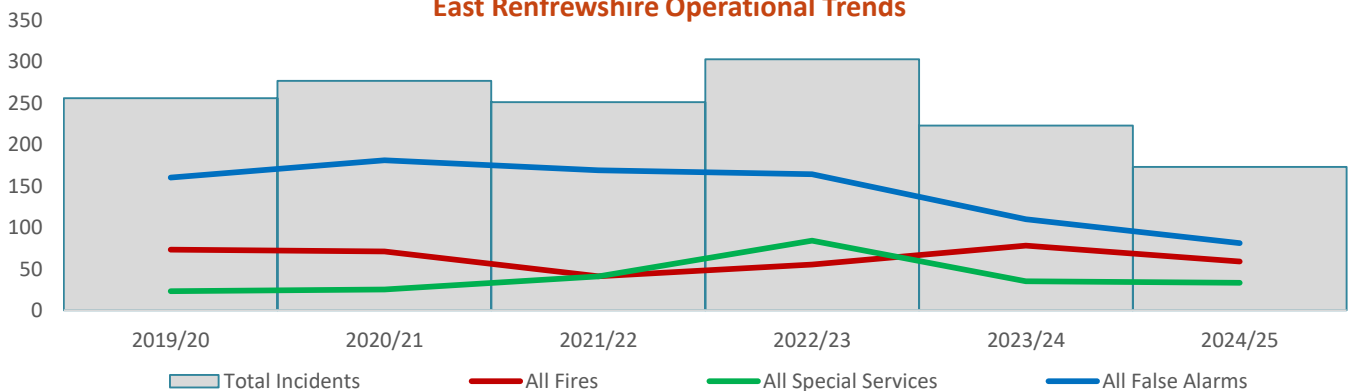
Top 15 Incidents Types by %



Incidents by Classification



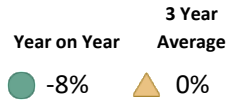
East Renfrewshire Operational Trends



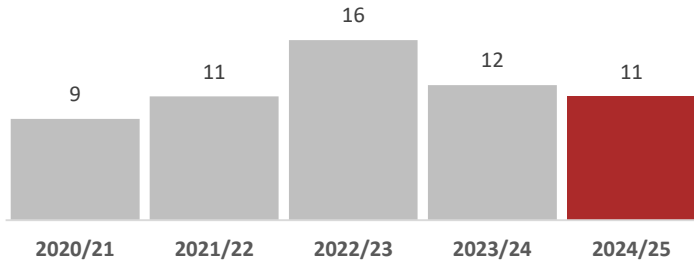
Domestic Safety - Accidental Dwelling Fires



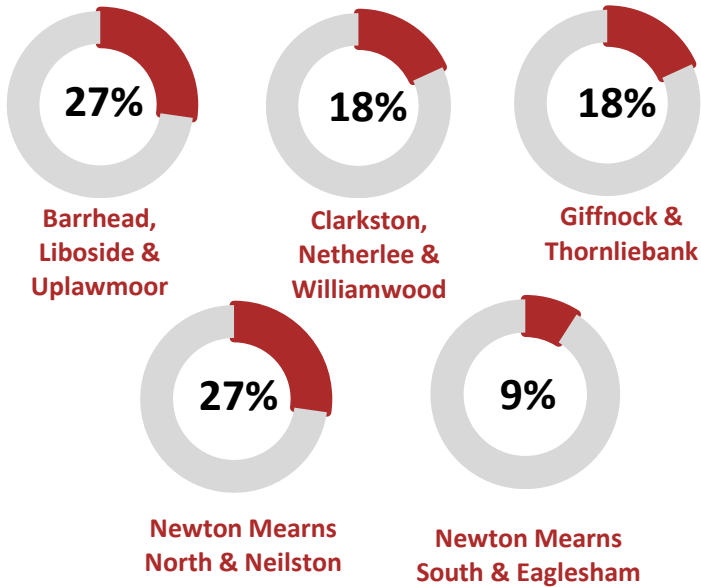
Performance Summary



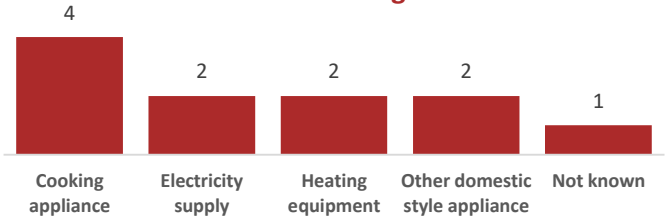
Accidental Dwelling Fires



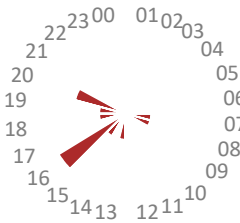
Accidental Dwelling Fires Activity by Ward (% share)



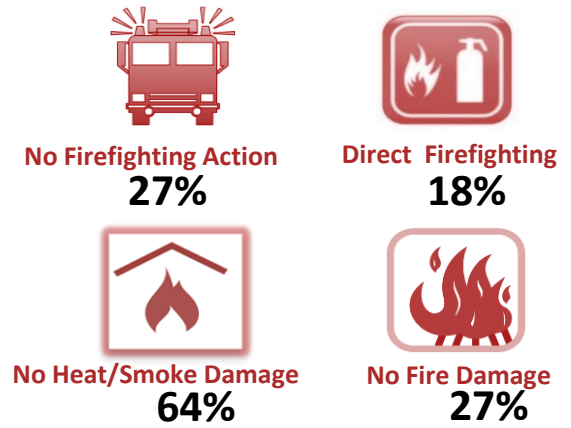
Main Source of Ignition



Accidental Dwelling Fires by Time of Day



Severity of Accidental Dwelling Fires



Human Factors



Automatic Detection & Actuation



It is encouraging to note a reduction of 8% in the year on year indicator and no increase in the 3 year average. It is also positive that 9 out of 11 incidents had no damage at all to the premises. However, it is concerning to note that 2 of the properties did not have working smoke detection and this again confirms the benefits of our engagement during incidents and our ongoing work with partners to identify them.

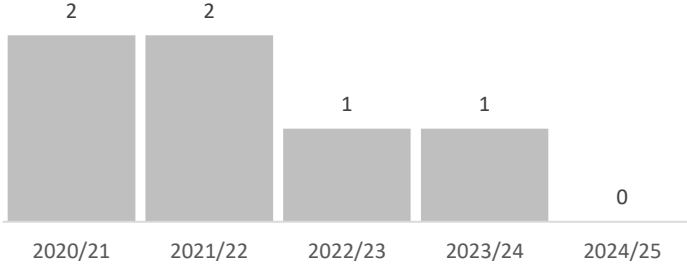
Domestic Safety - Accidental Dwelling Fire Casualties

Performance Summary

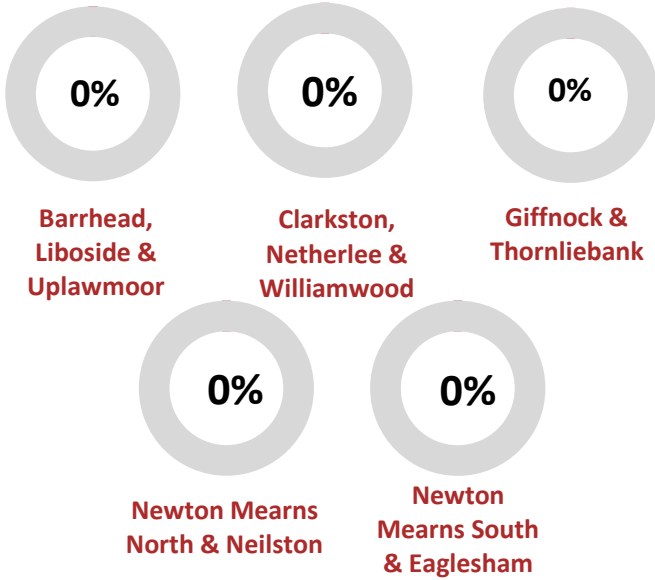


Year on Year ▲ 0% 3 Year Average ● -50%

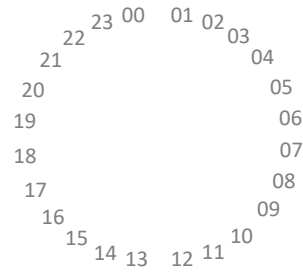
Accidental Dwelling Fires Casualties



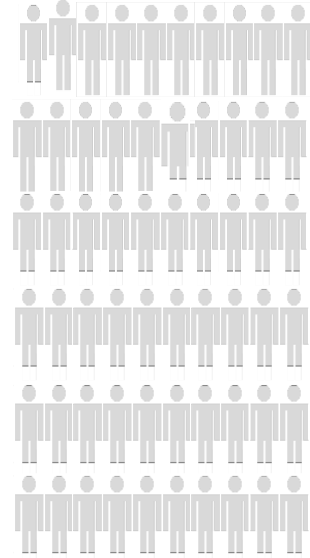
Accidental Dwelling Fire Casualties by Ward (% share)



Fire Casualties by Time of Day



Nature of Injury



Extent of Harm

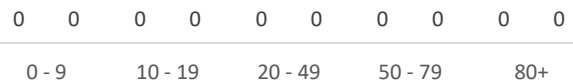


Male

Age / Gender Profile



Female



It is positive to note that there were no accidental dwelling fire casualties during this reporting period and a 50% reduction on the 3 year average.

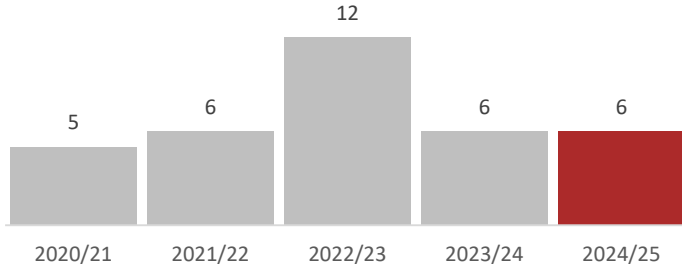
Unintentional Injury and Harm



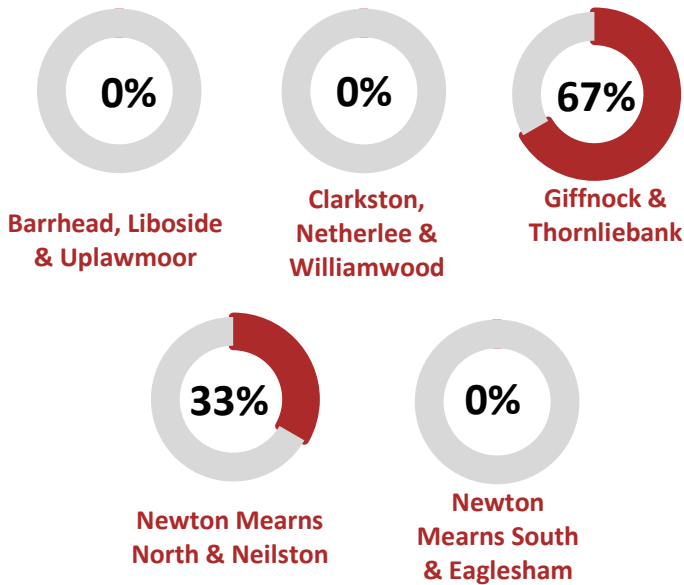
Performance Summary

Year on Year ▲ 0% 3 Year Average ▲ 0%

Non-Fire Casualties

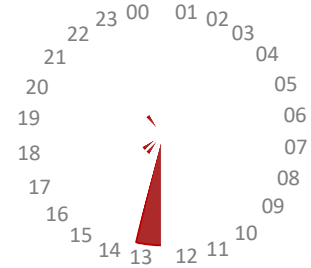


Non-Fire Casualties by Ward (% share)

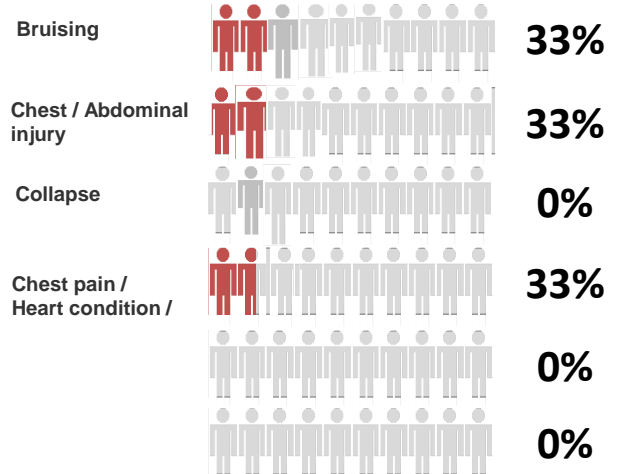


It is encouraging to note no increase in any of the indicators within this category. It is also important to note that all of the injuries were minor, with first aid being provided at the scene for one casualty and the remainder attending hospital for precautionary checks only.

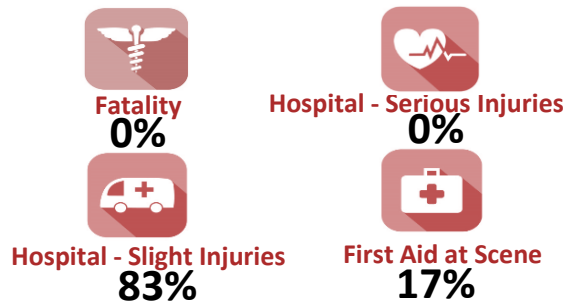
Non-Fire Casualties by Time of Day



Nature of Injury



Extent of Harm



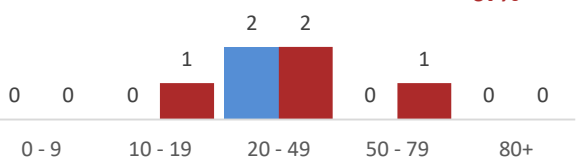
Non-Fire Emergency Activity



Male
33%

Age / Gender Profile

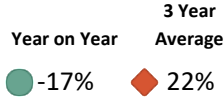
Female
67%



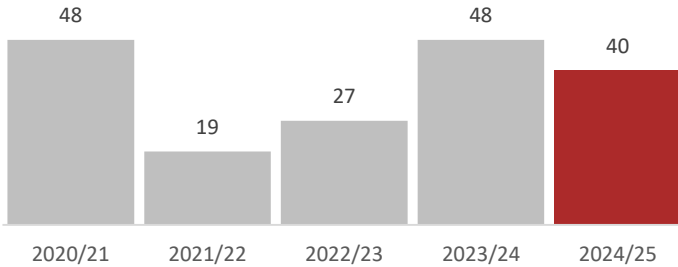
Deliberate Fire Setting



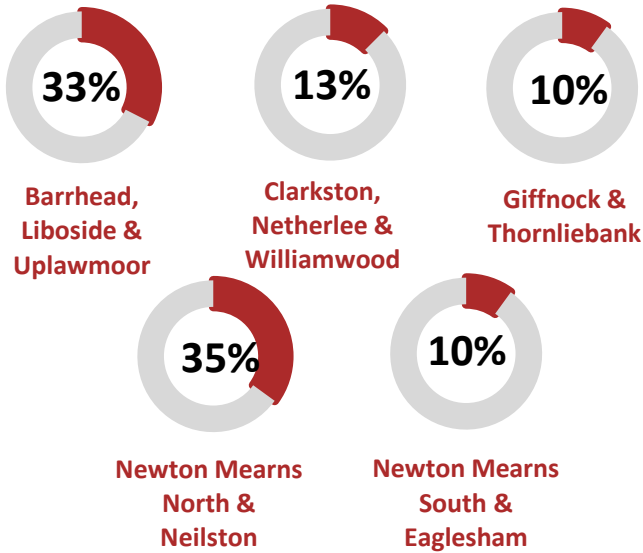
Performance Summary



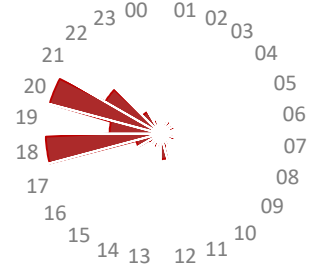
Deliberate Fires



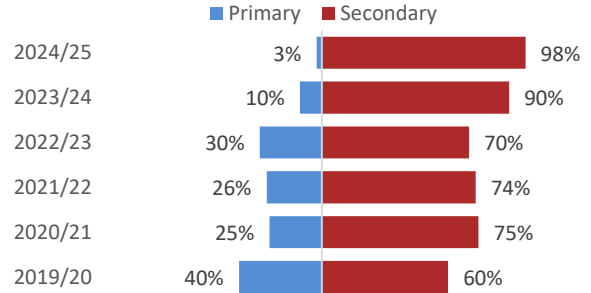
Deliberate Fires by Ward (% share)




Deliberate Fires by Time of Day



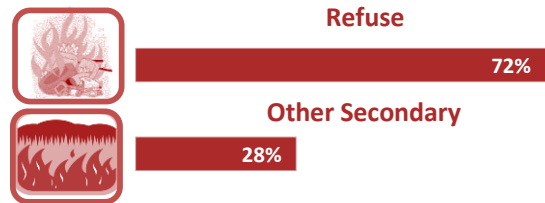
Deliberate Fires by Classification



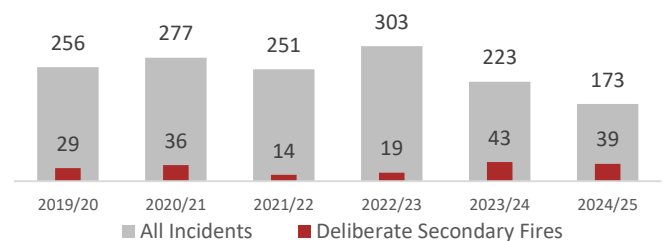
Primary Fire Ratio by Activity Type



Secondary Fire Ratio by Activity Type



Deliberate Fires Compared to Operational Activity



Definitions

Primary Fires - all fires in buildings, vehicles and outdoor structures or any fire involving casualties, rescues or fires attended by five or more appliances

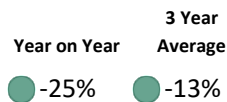
Secondary Fires - fire incidents that did not occur at a primary location, was not a chimney fire in an occupied building, did not involve casualties (otherwise categorised as a primary incident) and was attended by four or fewer appliances.

It is positive to note a reduction of 17% on the year on year comparator and though we have an increase of 22% on the 3 year average this includes historically low figures in 2021/22 and 2022/23. The key contributor is again refuse fires with one building fire which was due to youths setting off fireworks within a store, with no damage to the building.

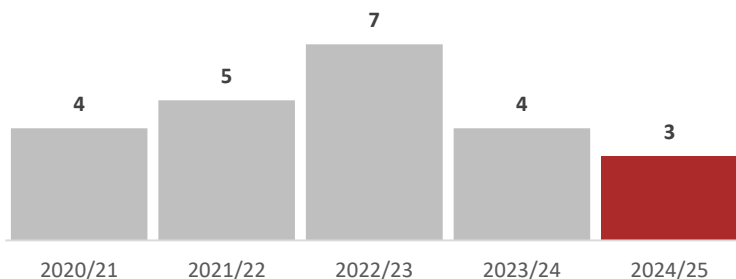
Non Domestic Fire Safety



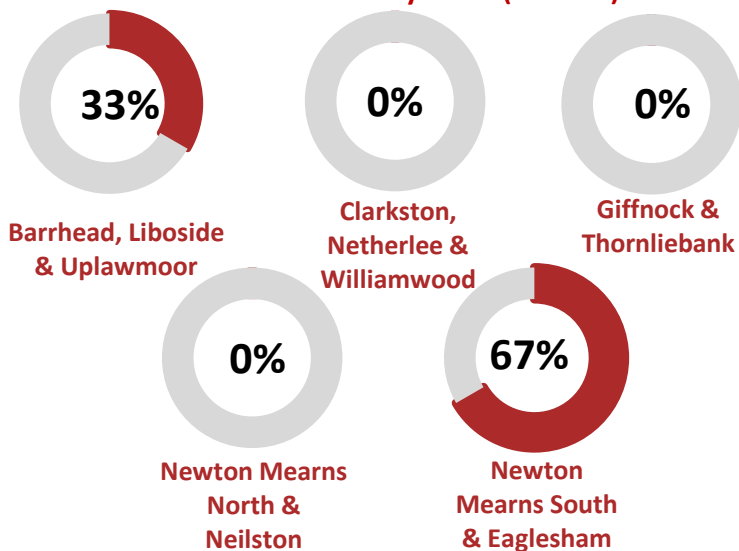
Performance Summary



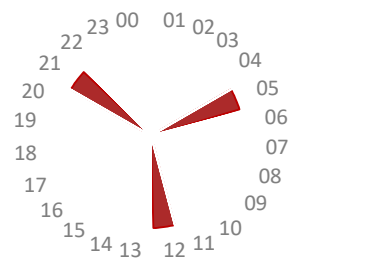
Non Domestic Fires



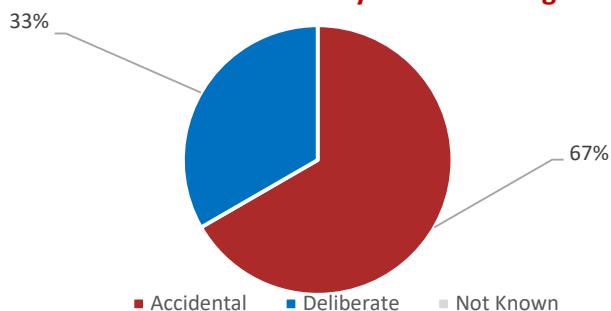
Non-Domestic Fires by Ward (% share)



Non-Domestic Fires by Time of Day



Non-Domestic Fires by Nature of Origin



Severity of Non-Domestic Fires



Non-Domestic Fires by Premises Type

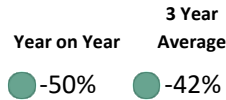


Again we have low numbers within this category with a reduction of 25% in the year on year indicator and 13% in the 3 year average. It is also positive that there was no firefighting action required in any of the incidents concerned, with only heat and smoke damage sustained.

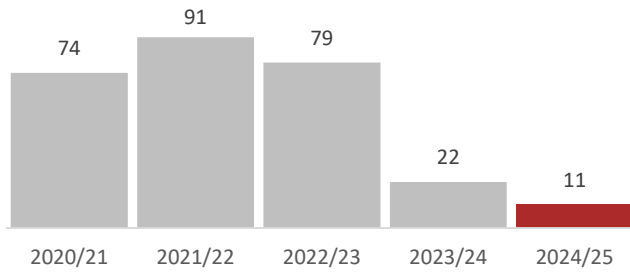
Unwanted Fire Alarm Signals



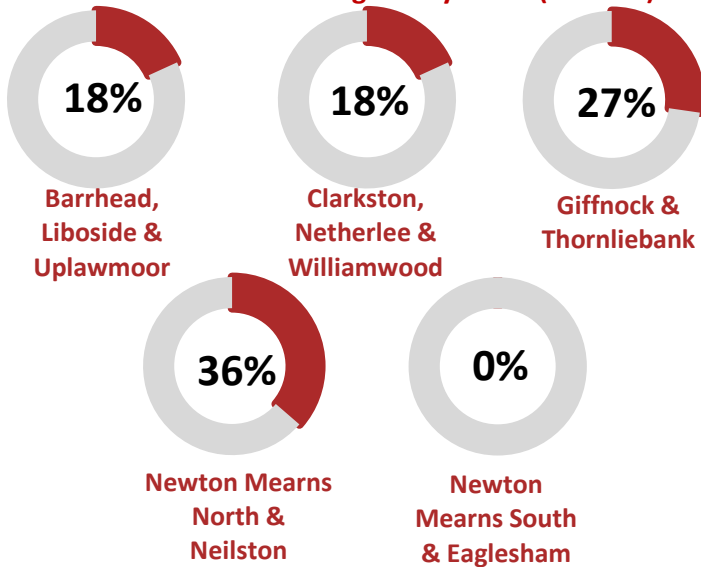
Performance Summary



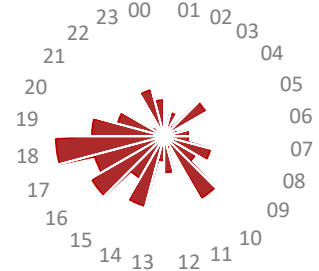
Unwanted Fire Alarm Signals



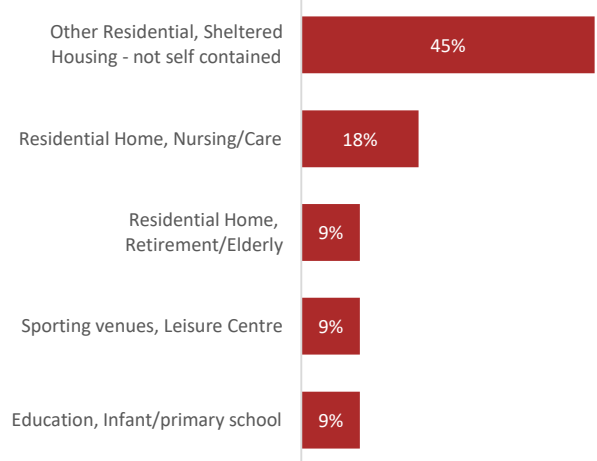
Unwanted Fire Alarm Signals by Ward (% share)




Unwanted Fire Alarm Signals by Time of Day



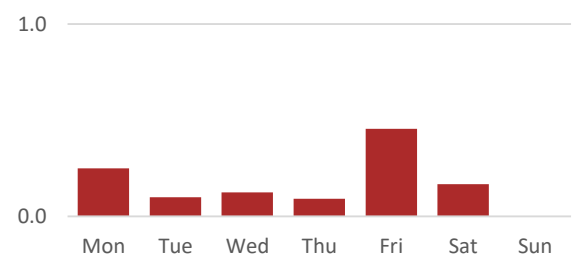
Unwanted Fire Alarm Signals - Top 5 Premises



Unwanted Fire Alarm Signals Activity Ratios



Average Unwanted Fire Alarm Signals per Day



It is encouraging to note a reduction of 50% in the year on year comparison and 42% on the 3 year average within this indicator. The main contributor during this reporting period is private sheltered housing complexes. There are no trends identified within the premises involved, with each incident being at a separate location.