

Business Operations and Partnerships Department

Director of Business Operations & Partnerships: Louise Pringle

Council Headquarters, Eastwood Park, Giffnock, East Renfrewshire, G46 6UG

Phone: 0141 577 3000 Fax: 0141 577 3129

website: www.eastrenfrewshire.gov.uk

Date: 27 May 2025

When calling please ask for: John Burke (Tel. No 0141-577-3026)

e-mail: john.burke@eastrenfrewshire.gov.uk

TO: Councillors O O'Donnell (Chair); A Anderson (Vice Chair); C Bamforth; D Devlin; K Pragnell; and G Wallace.

CABINET (POLICE & FIRE)

A meeting of the Cabinet (Police and Fire) will be held in the Council Chamber, Council Headquarters, Eastwood Park, Giffnock on **Thursday, 5 June 2025 at 10.00am.**

The agenda of business is as shown below.

Louise Pringle

L PRINGLE

DIRECTOR OF BUSINESS OPERATIONS & PARTNERSHIPS

AGENDA

1. Report apologies for absence.
2. Declarations of Interest.
3. Police Scotland - Performance Report for the Fourth Quarter of 2024/25 - Report by Divisional Commander (copy attached, pages 3 – 4).
4. Scottish Fire and Rescue Service (SFRS) - Performance Report for the Fourth Quarter of 2024/25 – Report by Group Commander (copy attached, pages 5 – 20).

For information on how to access the virtual meeting, please e-mail:-
john.burke@eastrenfrewshire.gov.uk

A recording of the Council meeting will also be available following the meeting on the Council's YouTube Channel <https://www.youtube.com/user/eastrenfrewshire/videos>

This document can be explained to you in other languages and can be provided in alternative formats such as large print and Braille. For further information, please contact Customer First on 0141 577 3001 or email
customerservices@eastrenfrewshire.gov.uk

Keeping People Safe in East Renfrewshire

Introduction



As the new Divisional Commander for East Renfrewshire I am delighted to provide this report which relates to our performance and policing priorities for Q4 of 2024-25. The information contained within this report is an opportunity to provide an overview of the impact on policing and our performance at the end of the financial year. It is important to highlight that in January we experienced one of the most significant weather events in recent years with the impact of Storm Eowyn and I

know that this placed considerable demands on policing and our partner agencies. By working together we ensured that the people of East Renfrewshire were safe and received the assistance they required during a very challenging time and I would like to thank East Renfrewshire Council and Scottish Fire and Rescue Service (SFRS) for their support.

I am pleased to report that there are a number of significant reductions in crime in comparison to previous year(s) however we will continue to increase proactivity in the area as we move into the new financial year. In January we saw our domestic abuse festive campaign drawing to a close and in February we held our first local event on Adult Support and Protection Day to raise awareness of financial harm and thank you to Trading Standards for their support. We know that East Renfrewshire has a growing ageing population particularly those aged 75+ and we will continue to work in partnership to prevent crime, build on trust and confidence in the community as we tackle our local priorities in East Renfrewshire.

Public Protection

There were 164 Sexual Crimes recorded up to the end of this year. This is up 40% on last year, with a detection rate of 40%. It is important to note that many of these offences are non-recent and are only now being reported to the police. We understand how difficult it can be for survivors to report sexual abuse. We continue to work closely with our third sector partners to signpost survivors for advice and support. Over the five year average we have seen a 51% increase in indecent communication. The increase in reported offences can be attributed to confidence in reporting and changes within society and

Local Policing Priority: Crime (Sexual Offences)

Local Policing Priority: Crime (Violent Crime)

Tackling domestic abuse and violence against women and girls remains a priority for Police Scotland. We tailor our approach to the particular circumstances of the case, including children who often witness abuse. Domestic incidents have increased this period. This has resulted in 620 incidents which is an increase of 14% compared to the same period last year. 60% of these incidents were non-criminal in nature, as a result there were 246 criminal domestic incidents recorded. These incidents have resulted in 347 offences of which 210 were successfully detected.

East Renfrewshire

Local Police Plan (2023-2026)

Quarterly Report (2024-25 Q4: January to March 2025)

Acquisitive Crime

Acquisitive crime like many offences can have a personal impact on those it affects, in East Renfrewshire we have worked hard to make a positive impact.

I am pleased to report that Housebreakings to dwelling houses are down 52% against the 5 year average. This means that there are 37 less victims of domestic housebreaking against the 5 year average.

Theft of motor vehicles has also reduced compared to last year down 13%, this means there were 9 less victims of this crime. Theft from motor vehicles is up 20% over the year, with police providing security and safety messaging to support communities when these crimes occur.

The investigation and resourcing required to disrupt, deter, and detect these types of crimes is significant. We have received help from specialist departments across Greater Glasgow Division and nationally to support our local officers tackle these issues.

Local Policing Priority: Crime (Crimes of Dishonesty)

Fairer East Ren Plan: Reducing social isolation, loneliness & increasing safety

We continue to see Theft by Shoplifting and Fraud having a significant impact nationally. Whilst this is a national and societal issue, we still take time to focus on understanding the local context.

Theft by Shoplifting has risen 22% across East Renfrewshire for the year. This means there have been an additional 53 offences recorded compared to last year. Our detection rate sits at 35%. We work closely with partners in the retail and business sectors to deter, prevent and investigate shoplifting.

Where we identify businesses which are being targeted by shoplifters, we have trained officers who can attend and carry out security surveys and offer advice around prevention. Businesses are encouraged to invest in crime reduction measures to help reduce shoplifting.

Reported fraud in East Renfrewshire has fallen by 13% whilst our detection rate has increased 50 % on the previous year. Our community policing team offer bespoke fraud and scam prevention information sessions to local community and vulnerable groups. This hard work is reflected in our positive statistics for this year.

Violent Crime

Local Policing Priority: Crime (Violent Crime; Disorder & Antisocial behaviour)

Fairer East Ren Plan: Reducing social isolation, loneliness & increasing safety

There has been 600 Non-Sexual Crimes of Violence recorded for this year. This is an increase of 15% over the previous year.

Robbery (including assault with intent to rob) has reduced by 16%. We have also seen a 7% reduction of Serious Assaults against the 5 year average, with 21 being recorded. Common Assaults have increased by 13% compared to last year whilst common assaults against emergency workers having increased 16% against the previous year. Police Scotland continues to highlight the risk to emergency workers with the Scottish Police Federation releasing a new campaign "Relentless" showing examples of a Police officer's daily duties.

Anti-social behaviour & Disorder

This year there has been a 3% reduction in complaints regarding disorder, with a total of 1656 complaints recorded in this year. In the last quarter 28 hate crimes were reported and 4 of those were juvenile offenders. Over 50% of the victims were police officers. There is no trend and they are split across homophobic, racial, transgender and disablist.

Local Policing Priority—Crime (Disorder & Antisocial behaviour)

Fairer East Ren Plan—Reducing social isolation, loneliness & increasing safety

We continue to work with our partners to reduce anti-social behaviour that blights communities. Vandalisms are down 3% compared to the year compared to last year. With the support of partnership working with the SFRS, Fire raisings are 11% down compared to last year. Culpable and Reckless conduct has also reduced significantly and is down 9% compared to last year.

This year we carried out 82 missing person investigations, similar to that of the year prior with 80. During this quarter officers carried out enquiries into 13 missing persons reports, 7 of which were adults, 1 cared for adult and 5 children. Their ages ranged between 10-89 years old. All persons were traced safe and well. We utilised a total of 920 police resourcing hours in efforts to trace these missing persons. 4 were graded high risk, 9 medium.

Drug Dealing & Use

Local Policing Priority: Crime (Drug Supply & Manufacture)

Fairer East Ren Plan: Reducing social isolation, loneliness & increasing safety

We continue to target those involved in serious and organised crime including those who exploit vulnerable people. Detecting drug offences across East Renfrewshire is a result of proactive policing and community support. I can report that we have recorded 139 offences of drug possession this year. We will continue to deploy uniformed, plain clothes officers and specialist departments to target areas of greatest concern whilst working with our partners to tackle the public health concerns around drugs.

Please be aware that the data provided in this report is for information purposes to allow Board Members to conduct their scrutiny responsibilities.

Due to year end reconciliation processes it is not appropriate that the figures referred to in the report are used as official statistics.

CRIME

Our Area of Focus: Violent Crime

In March a 30 year old female staff member was seriously assaulted within a public house in Barrhead. An extensive investigation was carried out by the Community Investigative Unit and a 30 year old female was charged with this offence. The matter was highlighted to the licensing department.

During this quarter within the local authority police received a report of a 28 year old male and a 30 year old female having been threatened by a 31 year old male who subsequently stole their vehicle. Enquiries were carried out with the vehicle being traced and the male arrested to appear at court.

Our Area of Focus: Drug Supply and Manufacture

In January officers were on patrol when they observed a 33 year old male placing items within a vehicle. The male was stopped and searched with 7 kilograms of herbal cannabis being recovered. The male was arrested to appear at court the next lawful day.

In March officers were alerted to a cannabis cultivation within the Barrhead area. Police attended with a search warrant seizing and destroying 25 harvested plants and a further 80 at various growth stages. A 42 year old male was arrested and reported to the courts.

Our Area of Focus: Crimes of Dishonesty

In January police received multiple reports of thefts from unlocked vehicles and suspect persons near vehicles in the Newton Mearns area. Police conducted extensive enquiries and identified additional offences which would have went unreported. Two males aged 13 and 14 years were charged and appropriate reports submitted. Police carried out crime prevention visits in the area to remind residents to secure their vehicles.

In March of this year police received a report from a 45 year old female of a male using a tool to break into her property. The male gained access and stole a quantity of money and property. Police traced and arrested a 43 year old male who was held to appear at court the next lawful day.

PROTECTING VULNERABLE PEOPLE

Our Area of Focus: Vulnerable Road Users

Keeping all road users safe remains a priority for all officers within East Renfrewshire, our officers continue to educate road users and carry out enforcement and will continue to make sure we are doing all we can to improve road safety as part of our partnership approach.

In March community police officers supported a national road safety day of action at various locations throughout the authority. The officers main priority was to educate road users and carry out enforcement on speed limits and improve road safety.

In February whilst on patrol in Thornliebank police detected a vehicle with no valid MOT. The driver was found to be under the influence of alcohol and failed the roadside breath test. The 55 year old male was arrested to appear at court on a later date.

Our Area of Focus: Domestic Abuse – Adult Protection – Child Protection

In February local community police officers took part in national adult support and protection awareness day. The team focused their actions surrounding financial harm, working with local authority partners including, trading standards, preventions and community safety hosting pop up sessions at various locations across the authority.

Throughout this quarter a concern was identified surrounding a young male who was engaging in domestic abuse with young females. Joint work was carried out, involving health and social care, housing and specialist police departments. Partnership work was essential due to the escalation in offending and to safeguard the victims of the crimes. The young male was charged and has since been remanded in custody.

Our Area of Focus: Young People

In the last quarter our campus officers have changed title to Police School Engagement Officers (PSEO), they continue to work closely and build excellent relationships within the school environment.

Our PSEO's are in the process of planning our yearly summer diversion programme. We are engaging with partners early to ensure that a fresh curriculum of activities to best support and develop the identified young people.



CONCLUSION

As the Local Policing Commander for East Renfrewshire, I am pleased to present the Cabinet Report for the 4th Quarter of the year 2024/25.

As outlined in this Cabinet Report, we have successfully navigated the demands and intricacies of keeping the people of East Renfrewshire safe. This can only be done with the support of our partners and the public. I look forward to building on this successful approach as we move forward through 2025.

Thank you for your continued support.

Chief Superintendent Emma Croft
Divisional Commander



East Renfrewshire

The Police & Fire Cabinet

2024-25 Q4

Scrutiny Report



SCOTTISH
FIRE AND RESCUE SERVICE
Working together for a safer Scotland

**Working together
for a safer Scotland**

- East Renfrewshire
- The Police & Fire Cabinet
- 2024-25 Q4

East Renfrewshire
The Police & Fire Cabinet













2024-25 Q4
Scrutiny Report

Contents

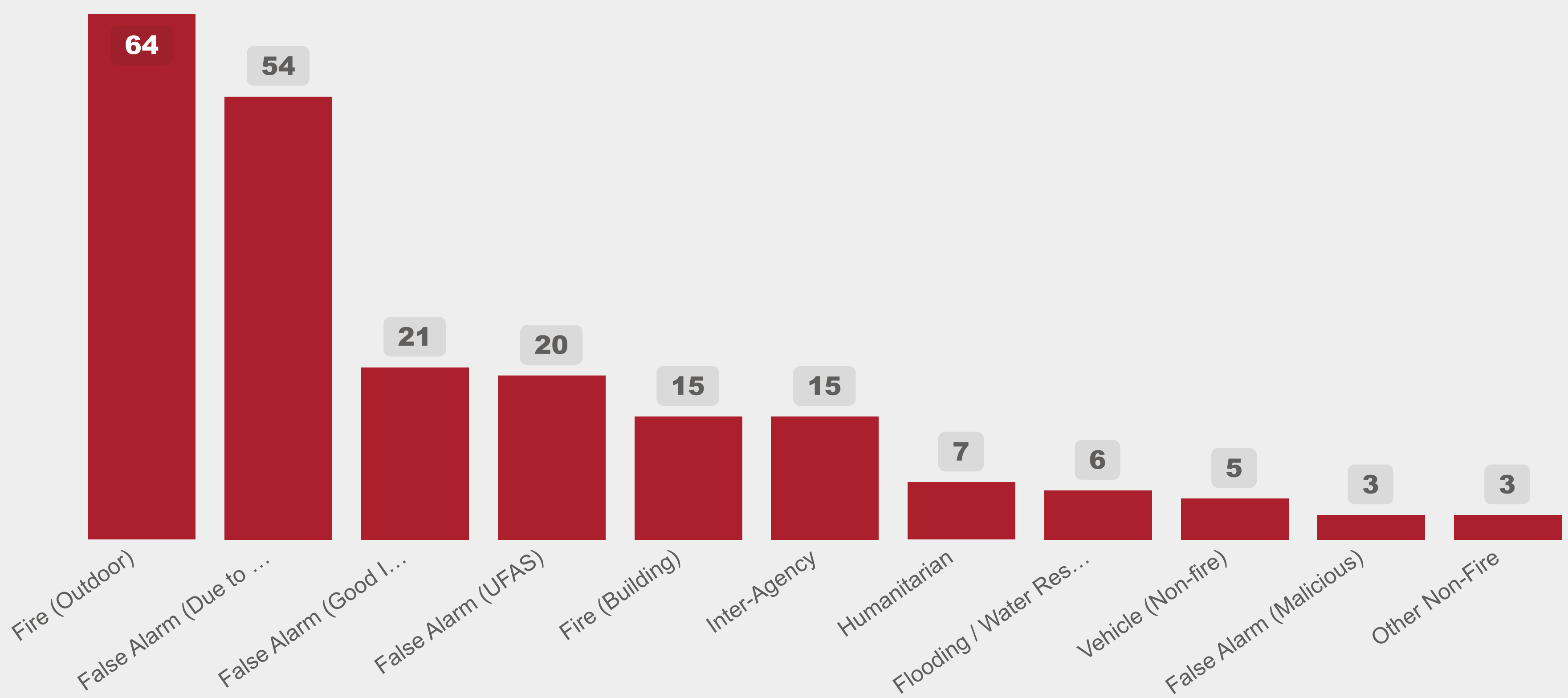
1	Summary	Page 3
2	Trends	Page 4
3	Accidental Dwelling Fires (ADFs)	Page 5
4	Accidental Dwelling Fire Casualties	Page 6
5	Non-Fire Casualties	Page 7
6	Deliberate Fires	Page 8
7	Non-Domestic Fires	Page 9
8	Unwanted Fire Alarm Signals (UFAS)	Page 10
9	Road Traffic Collisions (RTCs)	Page 11
10	Home Fire Safety Visits (HFSVs)	Page 12
11	Fire Safety Enforcement	Page 12
12	Community Safety & Engagement	Page 13
13	Glossary of Terms	Page 14

About the statistics within this report

The activity totals and other statistics quoted within this report are published in the interests of transparency and openness. They are provisional in nature and subject to change as a result of ongoing quality assurance and review. Because all statistics quoted are provisional there may be a difference in the period totals quoted in our reports after local publication which result from revisions or additions to the data in our systems. The Scottish Government publishes official statistics each year which allow for comparisons to be made over longer periods of time.

 219 Total Incidents (Incl. Incompletes)	 81 Fires	 40 Non-Fire Incidents	 98 False Alarms	 20 UFAS
 8 People Rescued by Firefighters	 10 People Receiving First Aid or Hospital Treatment (Fires)	 0 Fire Fatalities	 4 People Receiving First Aid or Hospital Treatment (Non-Fire)	 1 Non-Fire Fatalities
 70 Home Fire Safety Visits	 14 Fire Safety Audits			

Top 10 Incident Types



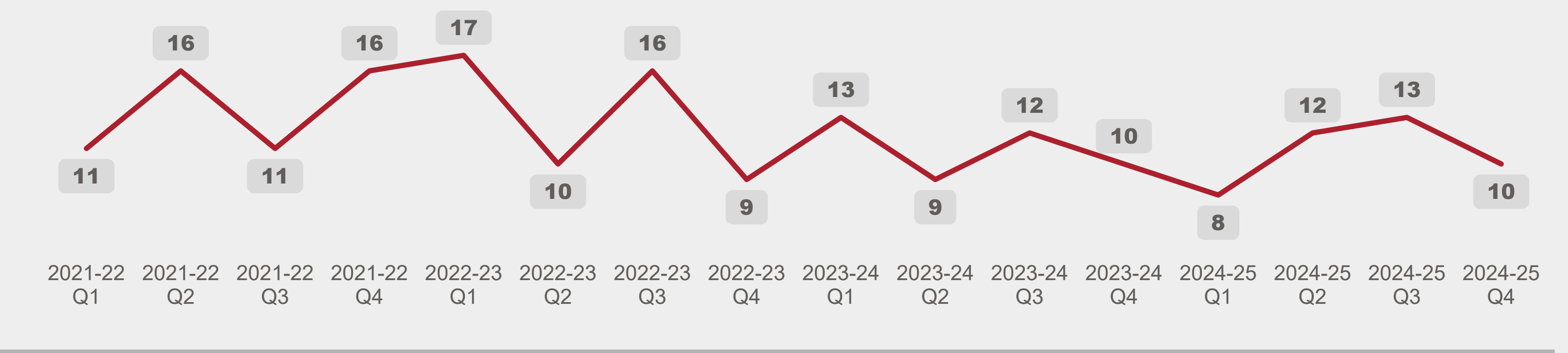
As can be seen from the above summary, in Quarter 4 of 2024-25 SFRS attended a total of 219 incidents across East Renfrewshire up from 185 in the same quarter last year, this was an increase of 18%. A further breakdown of some incident statistics are shown below, all figures are compared to the same quarter in 2023/24:

Fires: Increased from 34 to 81 — a increase of 138%
Non-Fire Incidents: decreased from 49 to 40 — an decrease of 18%.
False Alarms: decreased from 102 to 98 — a decrease of 4%
Unwanted Fire Alarm Signals (UFAS): Increased from 14 to 20 from — an Increase of 42%
Rescues by Firefighters: Decreased from 12 to 8 — a decrease of 33%
Fire-Related Hospital Treatments: Increased from 2 to 10 — an Increase of 400%
Fire Fatalities: Unchanged at 0
First Aid / Hospital Treatment (all incidents): Decreased from 8 to 4 — a decrease of 50%.
Non-Fire Fatalities: Unchanged at 0
Home Fire Safety Visits: Decreased from 146 to 70 — a decrease of 52%.
Fire Safety Audits: Increased slightly from 12 to 14 — an increase of 16%.

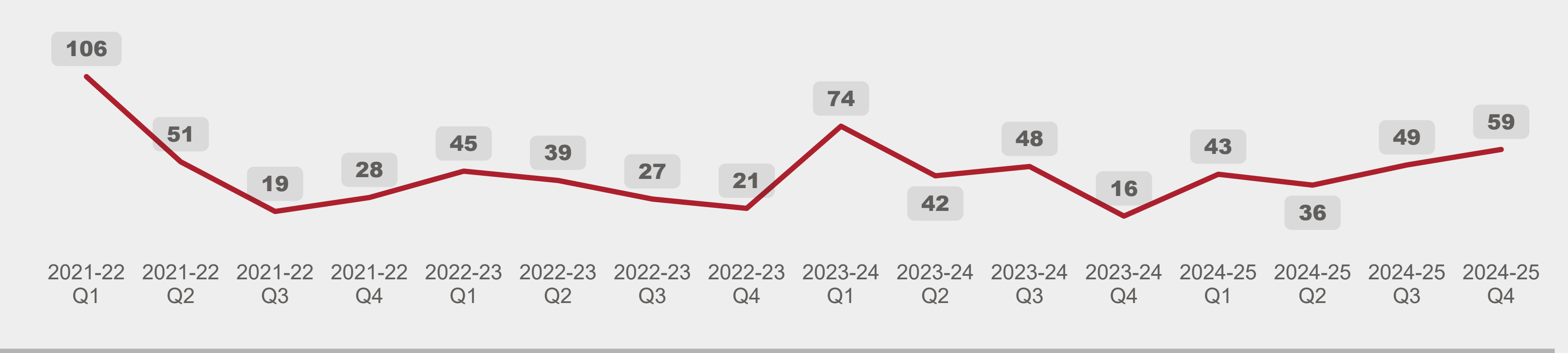
2. Trends

Previous 16 quarters (4 years)

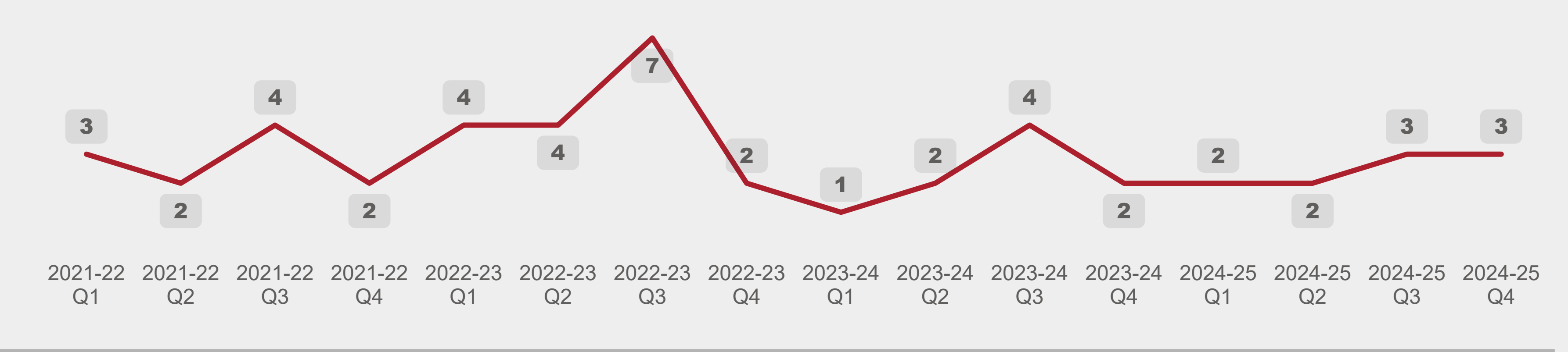
Accidental Dwelling Fires



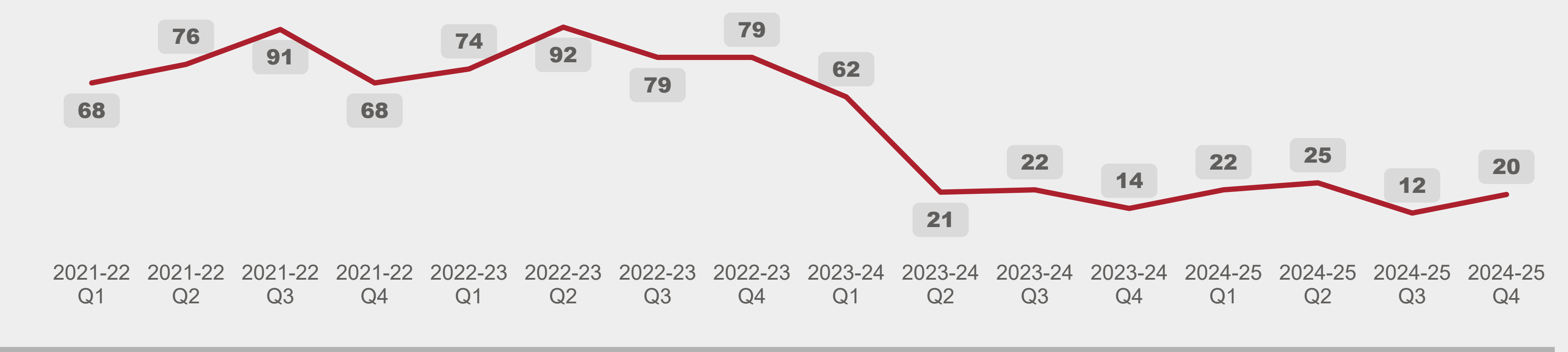
Deliberate Fires



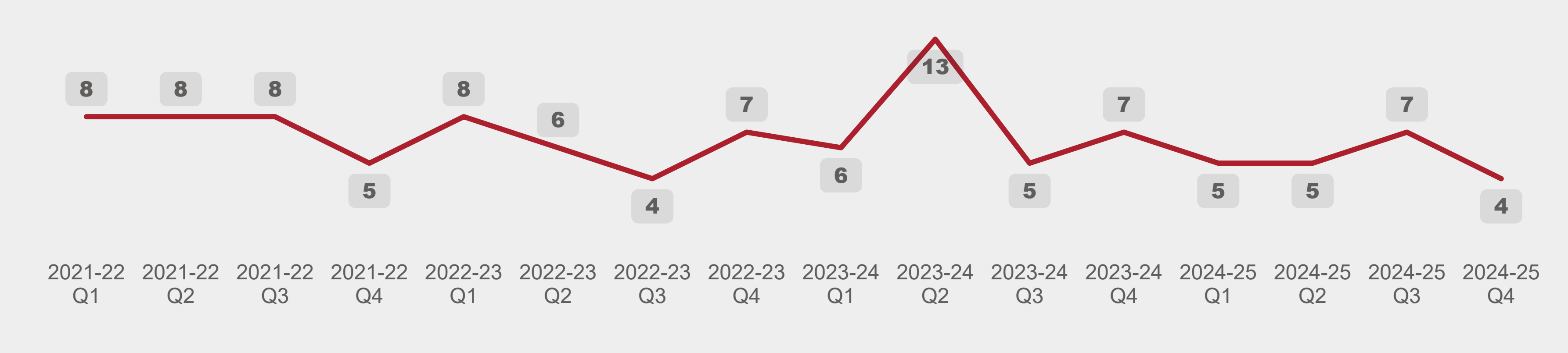
Non-Domestic Fires



Unwanted Fire Alarm Signals



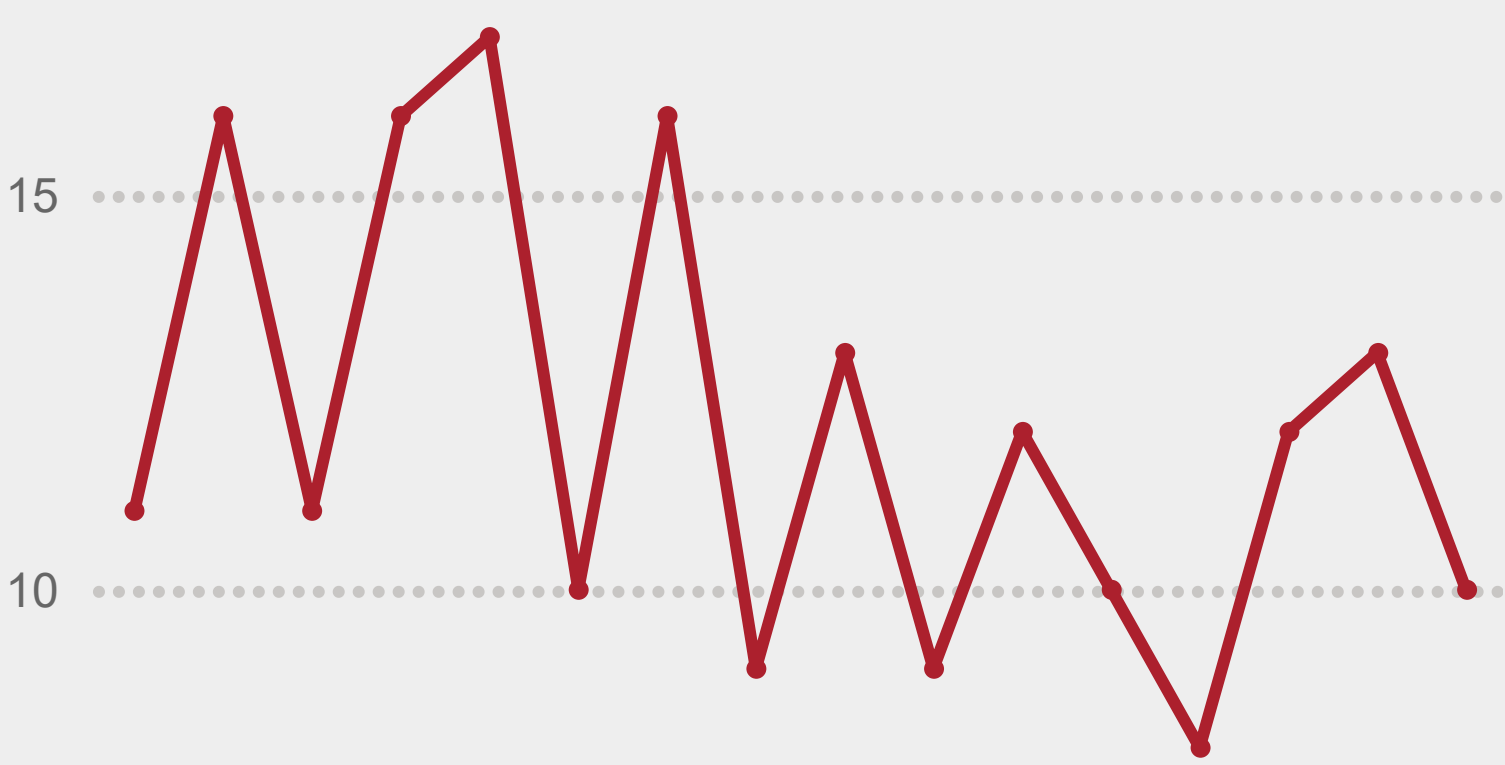
Road Traffic Collisions



3. Accidental Dwelling Fires

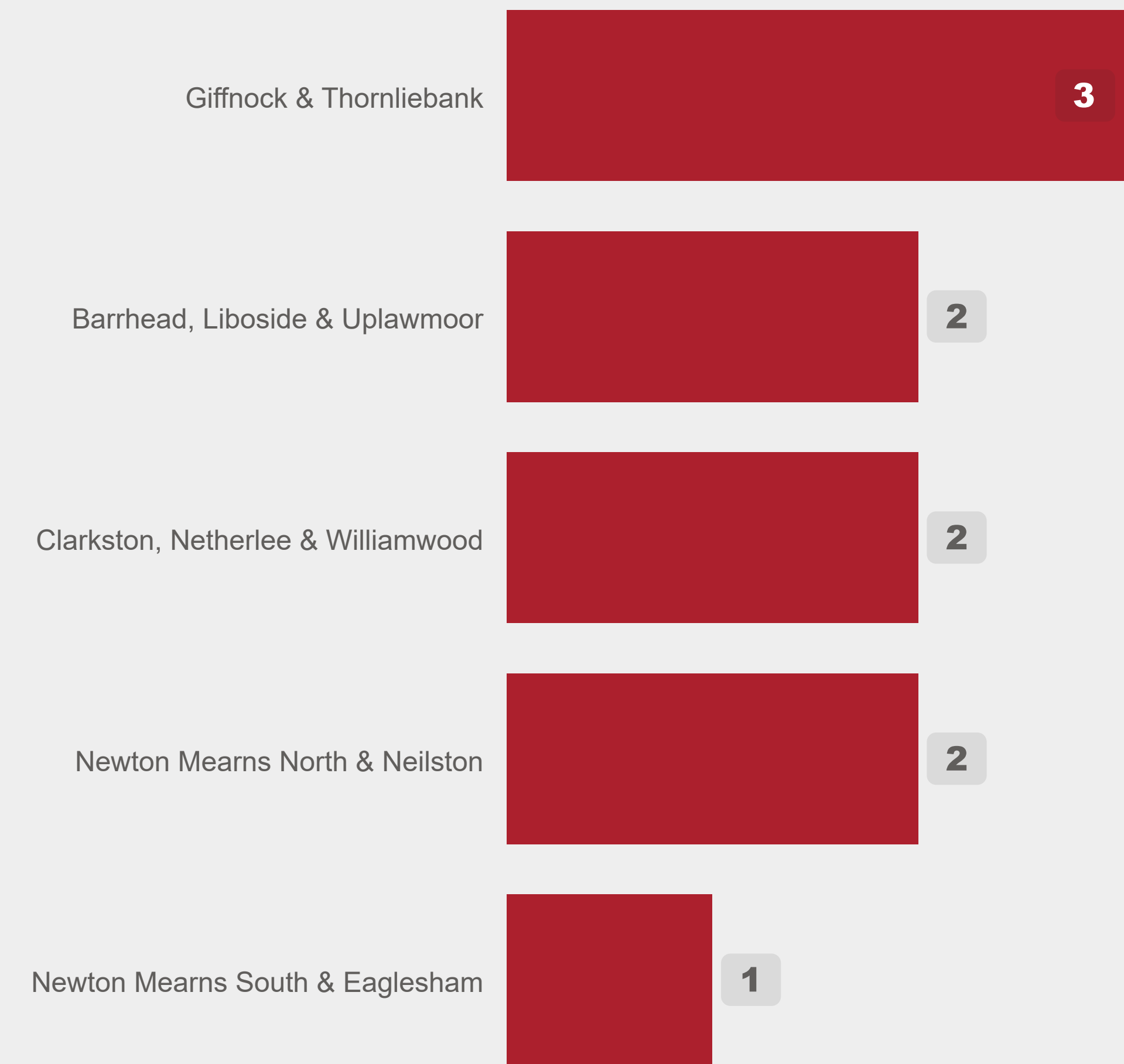
2024-25 Q4

Trend by Quarter (4 years)




Extent of Damage	Incidents
Not applicable	5
Limited to floor of origin (not whole building)	2
Limited to item 1st ignited	2
Limited to room of origin	1

Incidents by Ward



Source of Ignition (Top 10)



10
Accidental Dwelling Fires
in this period

During this reporting period we attended 10 Accidental Dwelling Fires which is the same amount as Q4 last year. Once again the main source of ignition for these incidents in this quarter was cooking appliances accounting for 7 out of 10 incidents. As highlighted in the table above, most of the fires were small in nature and either resulted in no significant fire damage or were limited to the item first ignited or room or floor involved. Our operational crews continue to conduct Post Domestic Incident Responses following any incident in a domestic property and both our Community Action Team and our operational crews carry out initiatives, provide advice and carry out HFSV on request and through partnership referrals to all members of the community, to reduce occurrences of this type of incident. It is also encouraging to note 9 out of 10 properties had working smoke detection which raised the alarm.

Trend by Quarter (4 years)



Nature of Injury/Cause of Death	Casualties
Overcome by gas, smoke or toxic fumes; asphyxiation	7
Not known	3

Casualties by Ward

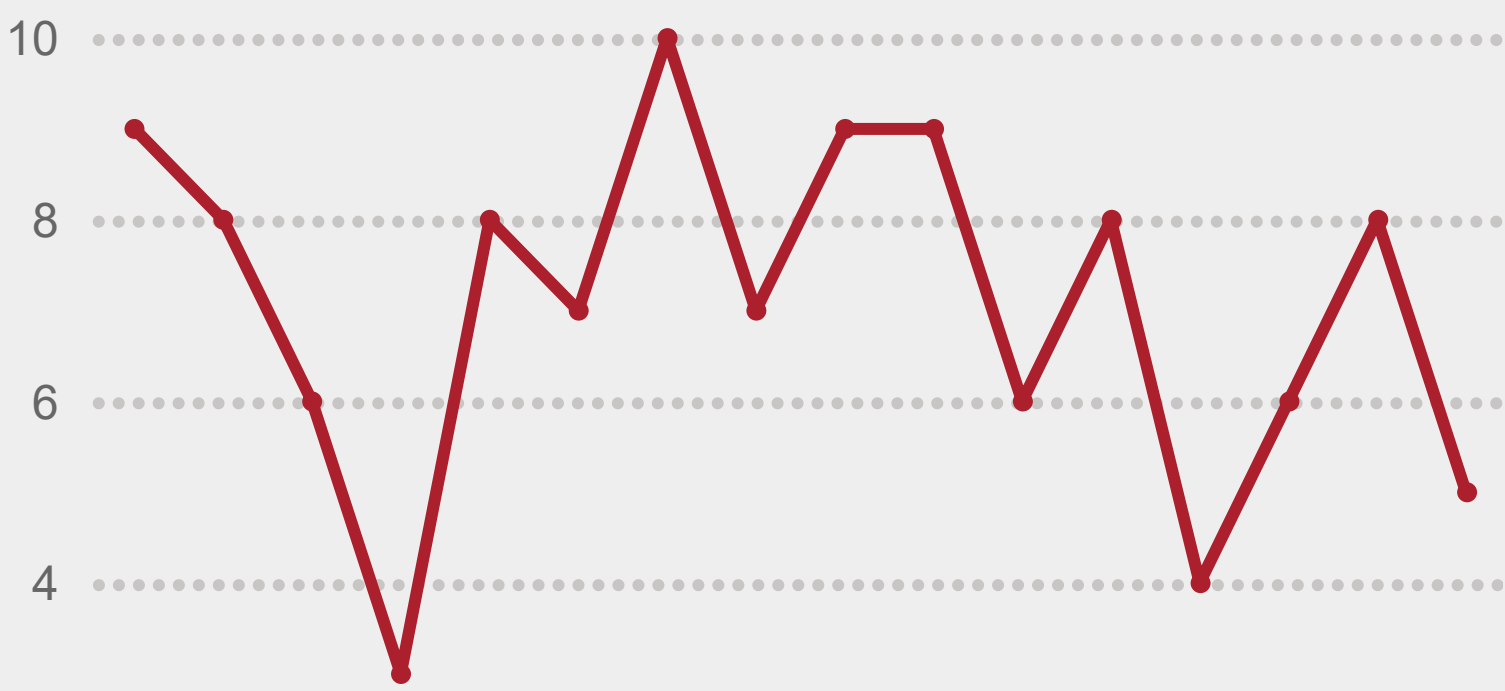


Extent of Harm (Non-Fatal)

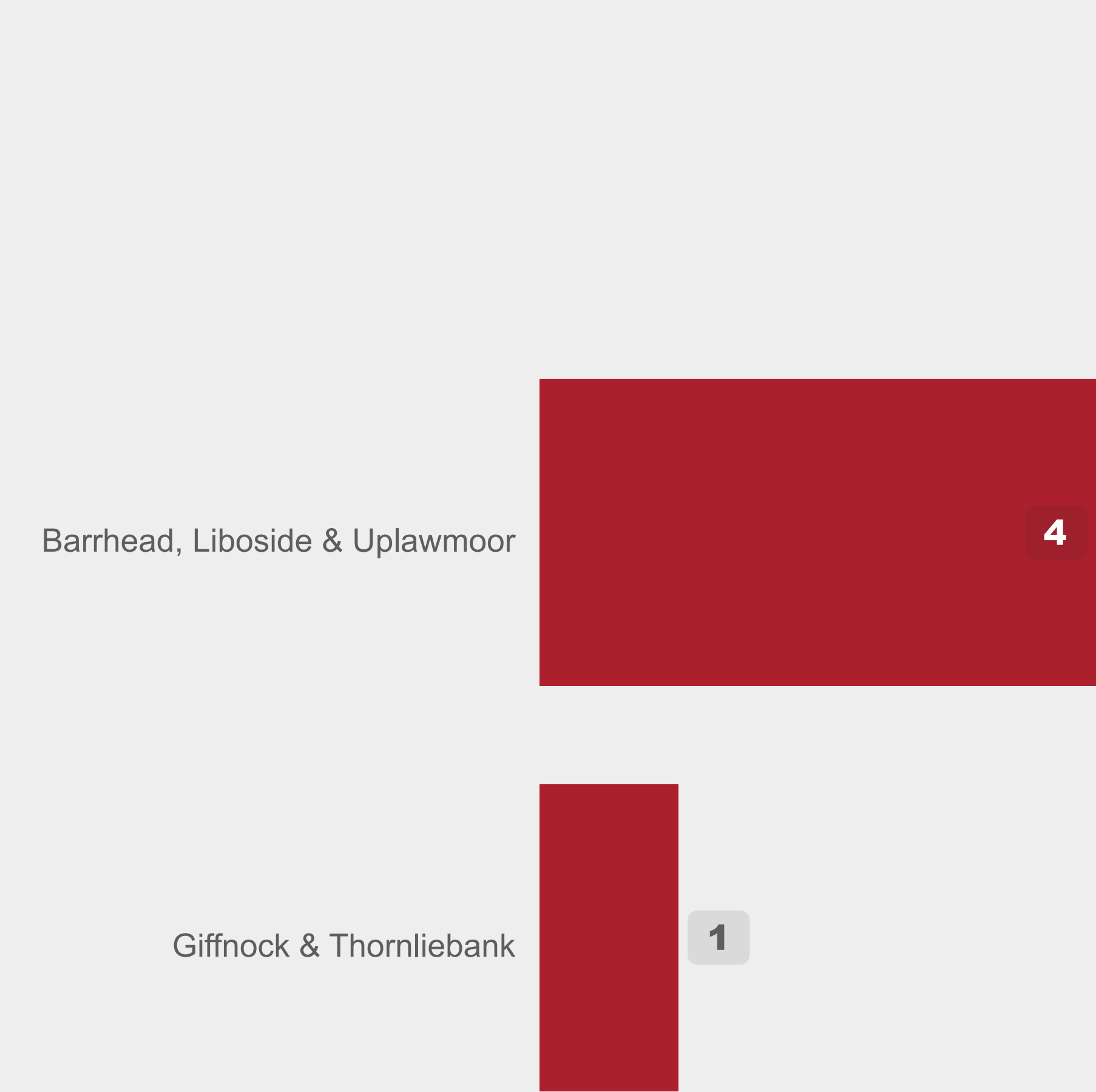


This quarter we can report an increase in accidental fire casualties from 1 to 10 compared to the same quarter last year. Of the 10 casualties involved 3 were released after treatment at scene and 7 were removed to hospital for precautionary check ups. As can be seen by the graph showing the trend over the last 4 years, East Renfrewshire has historically had low numbers of accidental dwelling fire casualties with occasional spikes identified. Through our continued focus on community safety engagement across East Renfrewshire, including our Home Fire Safety Visit programme, FSET training and partnership initiatives, we continue to work to reduce those figures further.

Trend by Quarter (4 years)



Casualties by Ward



4

Non-Fatal Casualties

1

Fatal Casualties

5

People Rescued by Firefighters

Extent of Harm (Non-Fatal)



0

First Aid Given at Scene



3

Hospital Slight Injuries

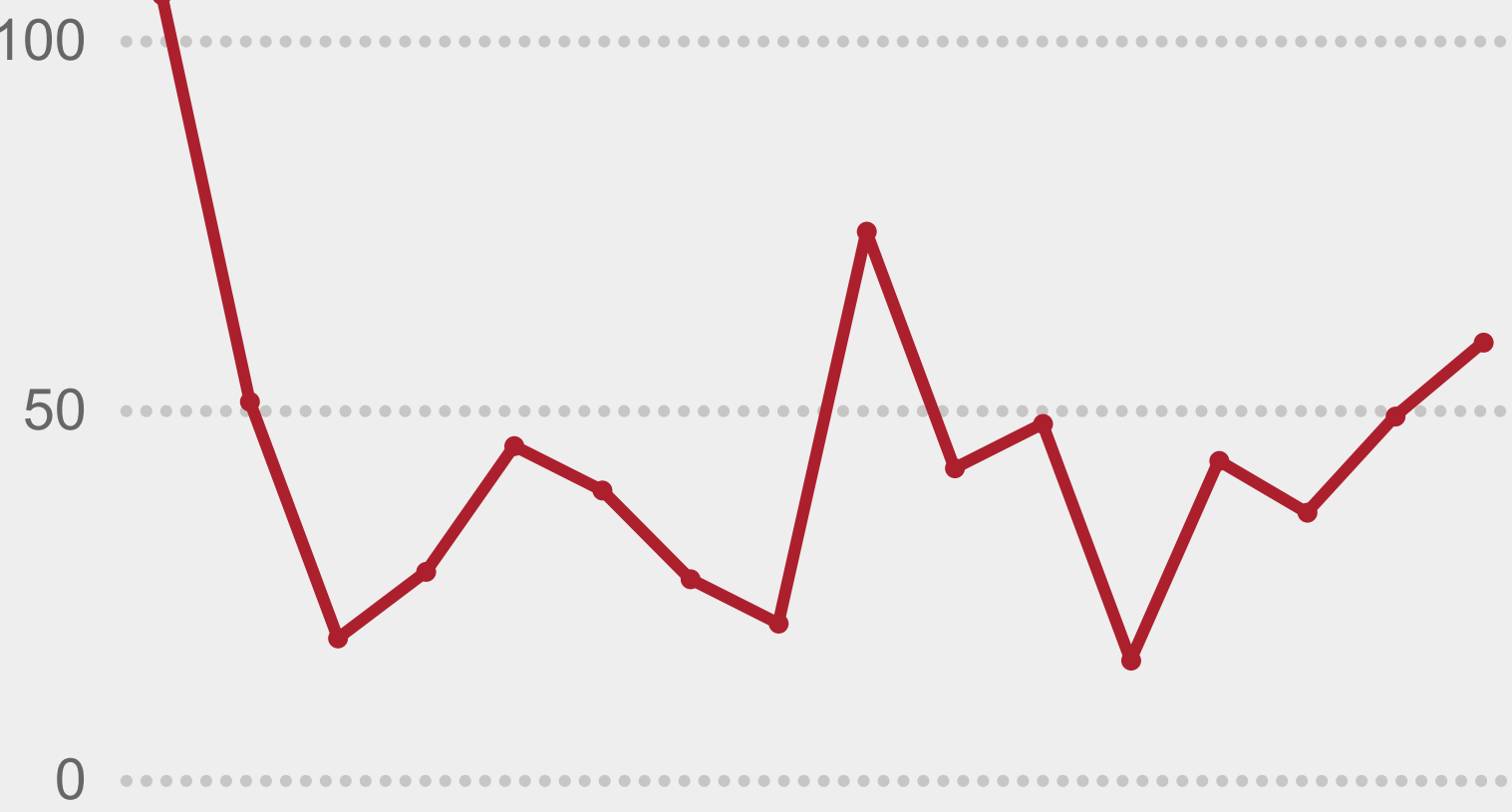


1

Hospital Serious Injuries

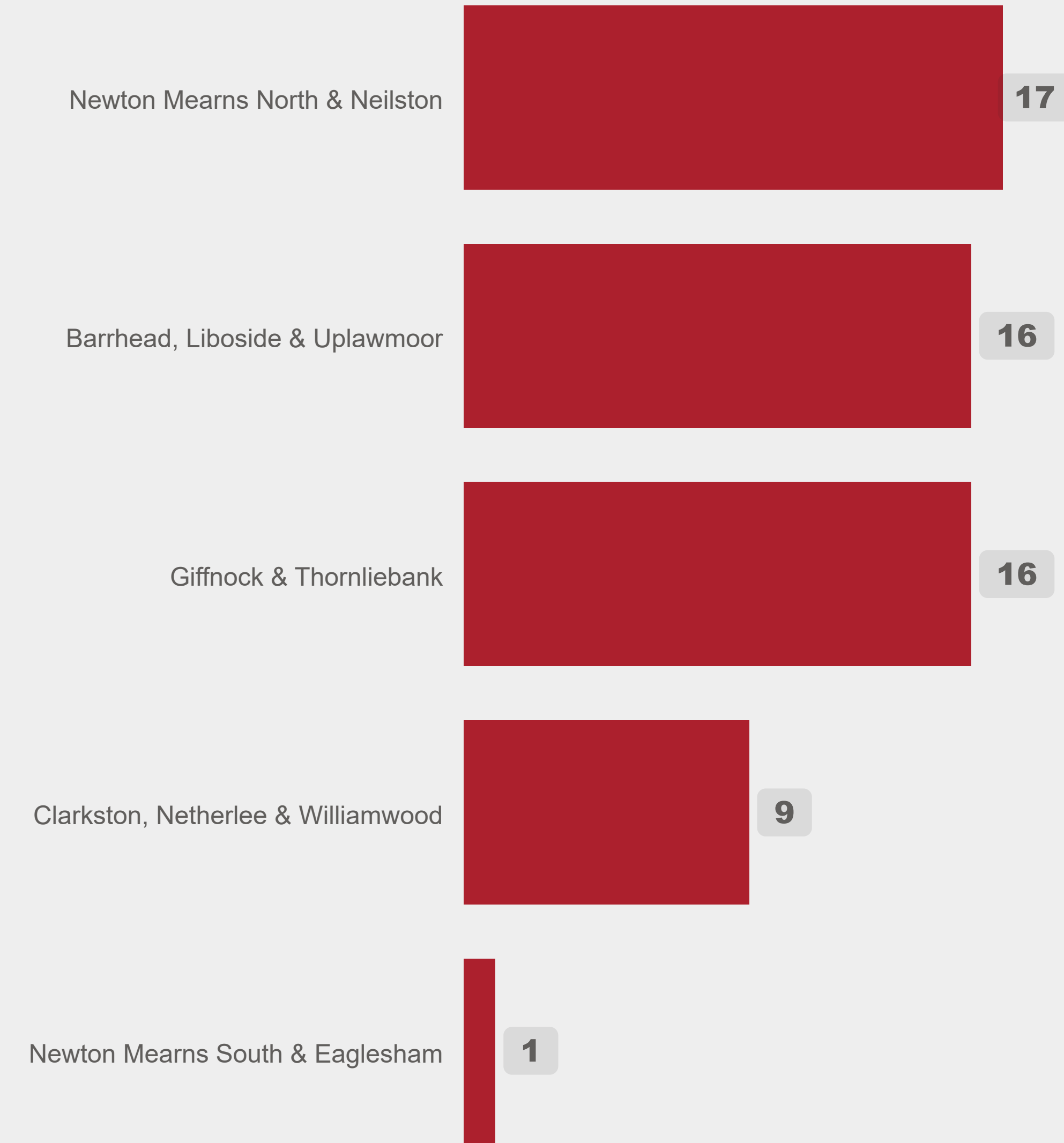
It is pleasing to report a decrease of 100% in non-fire casualties compared to the same quarter last year, with this indicator being down from 8 to 5. The total for this quarter includes 3 casualties who were treated at scene or removed to hospital with slight injuries and 1 casualty who was taken to hospital suffering from more serious injuries all as a result of road traffic collisions. We also attended several other non-fire related incidents during this quarter including a male who had fallen off his mobility scooter and became trapped, a child trapped in a gate at a local school and several incidents supporting other agencies including one which resulted in non-fire related fatality.

Trend by Quarter (4 years)



Property Type	Incident
Refuse	36
Grassland, woodland and crops	16
Other outdoors (including land)	6
Non Residential	1

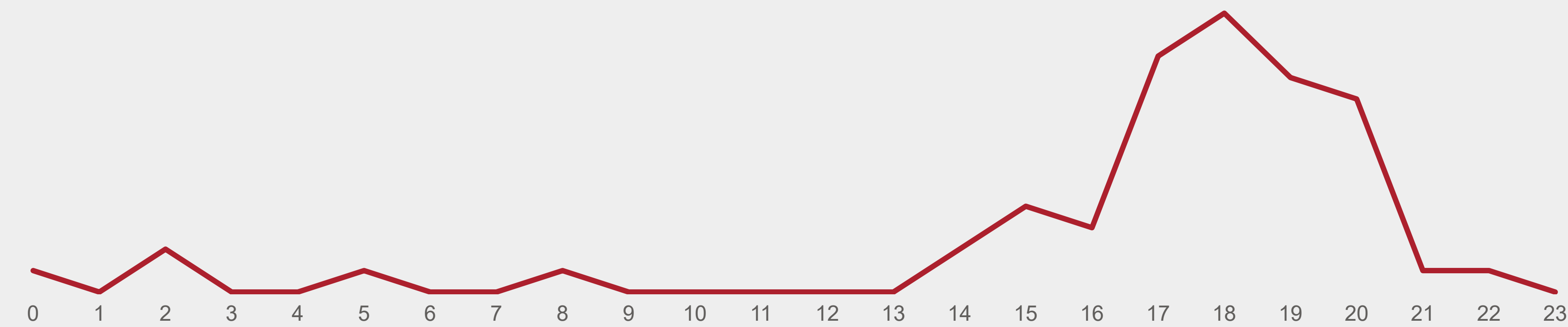
Incidents by Ward



59

Deliberate Fires
in this period

Hour of Day



This quarter saw an increase in the number of deliberate fires in East Renfrewshire compared to the same period in 2023/24, the number of deliberate fires increased from 16 to 59, an increase of 269%. As can be seen from the graph above which tracks deliberate fires across East Renfrewshire for the last 4 years, the overall trend has been downwards with occasional spikes which are predominantly weather related or during school breaks. This quarter we experienced a rise in this type of incident within several wards with the main contributors being deliberate refuse and grass fires. SFRS continues to work closely with our key partners to reduce the impact of fire-related antisocial behaviour across East Renfrewshire and to address this particular spate a series of engagement sessions at schools, young fire setter intervention meetings and targeted delivery during our fire skills course was instigated.

7. Non-Domestic Fires

2024-25 Q4

Trend by Quarter (4 years)



Top 15 Property Types

Property Type	Incidents
Education	1
Retail	1
Sporting venues	1

Incidents by Ward



- Accidental
- Deliberate

3 (100.0%)

3

Non-Domestic
Fires in this
period

Extent of Damage



Affecting more than 2 floors
(not whole building)



Limited to floor of origin (not
whole building)



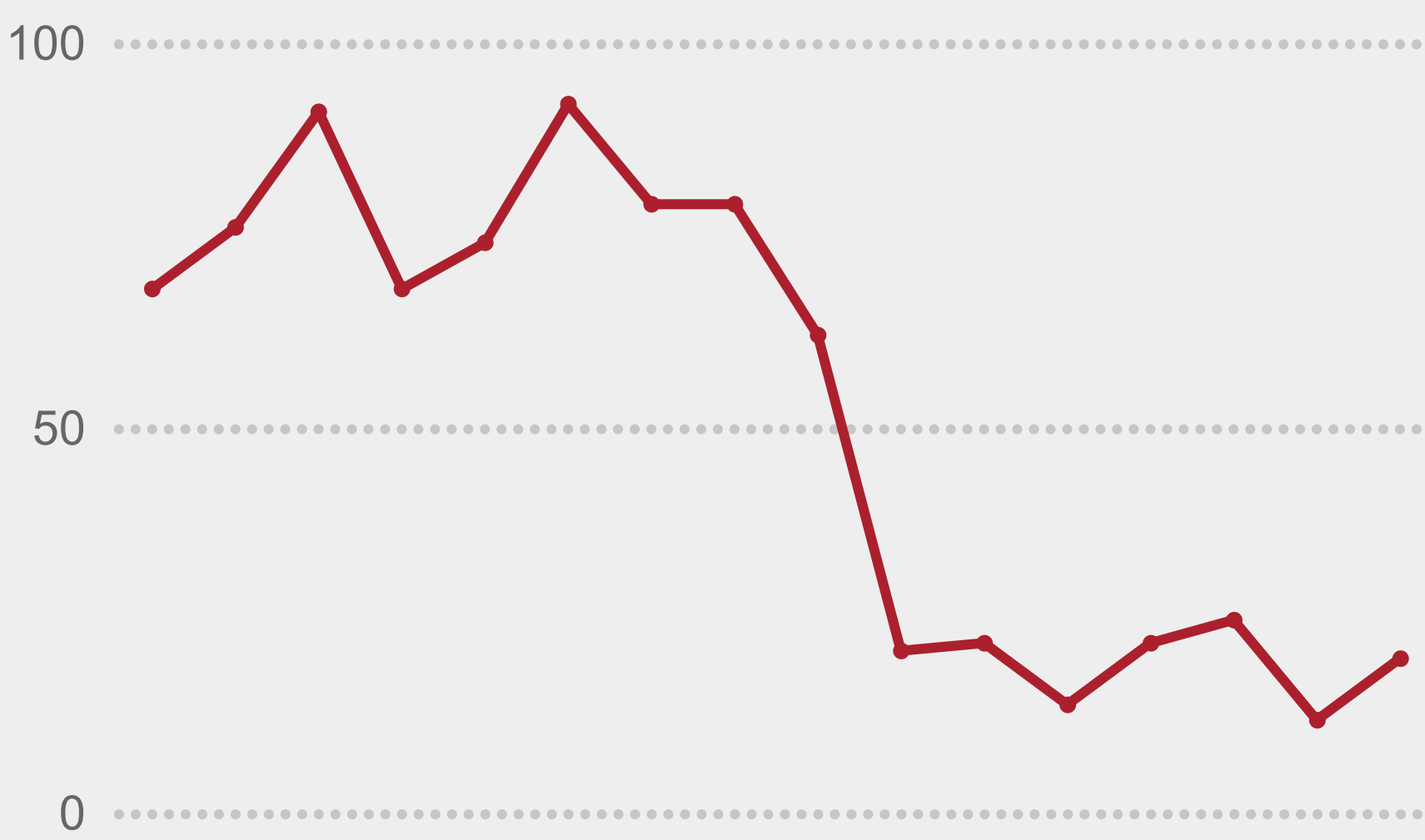
Not applicable

It is pleasing to note a reduction in non-domestic fires within this reporting period against the same period last year. All of the incidents were accidental in nature with a Laser cutter on fire in a school technical department, a 3 phase cable head on fire within the storage area of a restaurant and a tumble dryer on fire in the laundry area of a country club. All premises were subject to a post fire audit by our Fire Safety Enforcement Team as is SFRS policy for fires in non-domestic premises. This ensures the premises' fire risk assessment remains valid following the incident, the premises are compliant with relevant legislation and the responsible persons can be provided with advice, guidance and have the opportunity to ask any questions they may have.

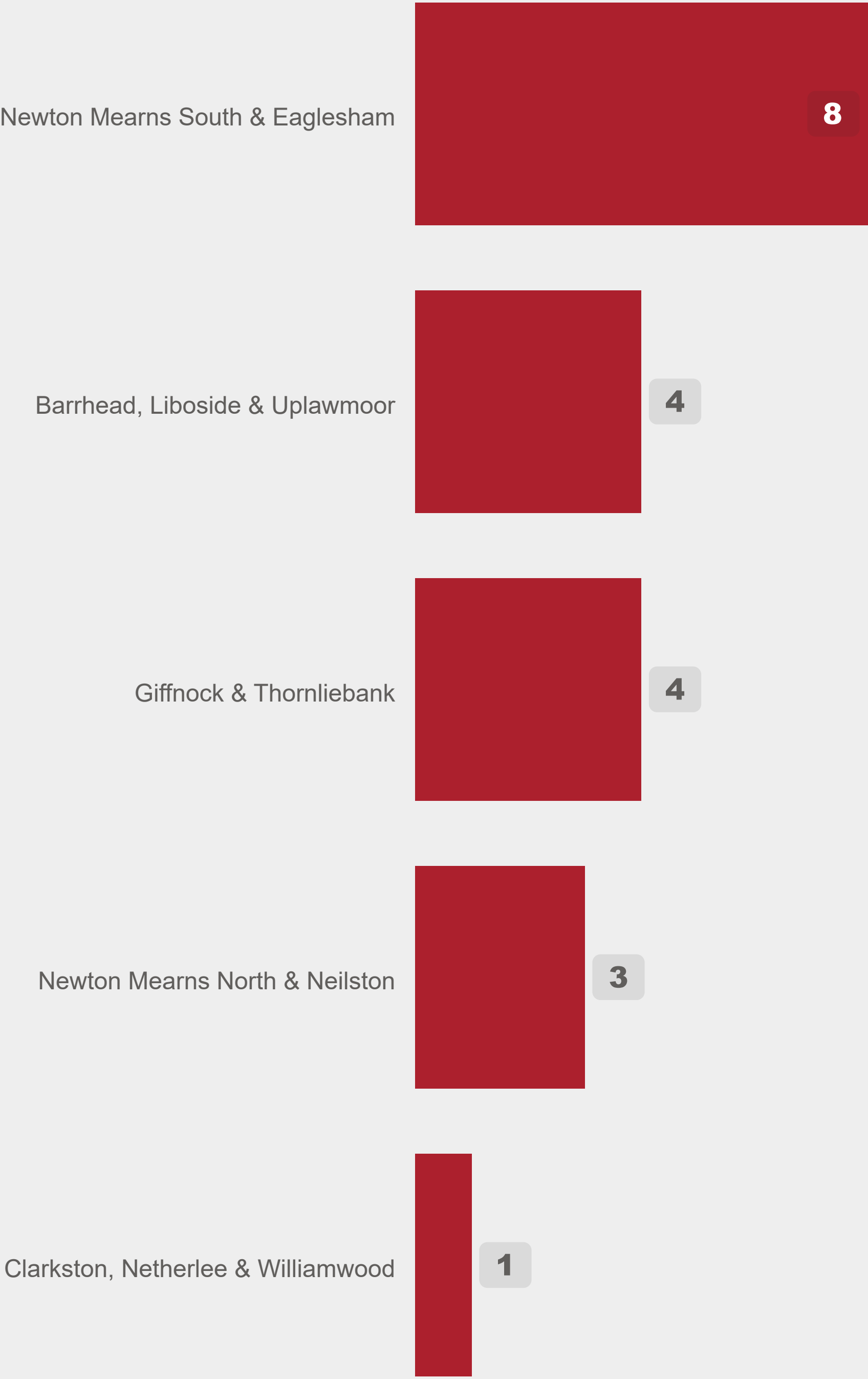
8. Unwanted Fire Alarm Signals

2024-25 Q4

Trend by Quarter (4 years)



Incidents by Ward



Top 15 Property Types

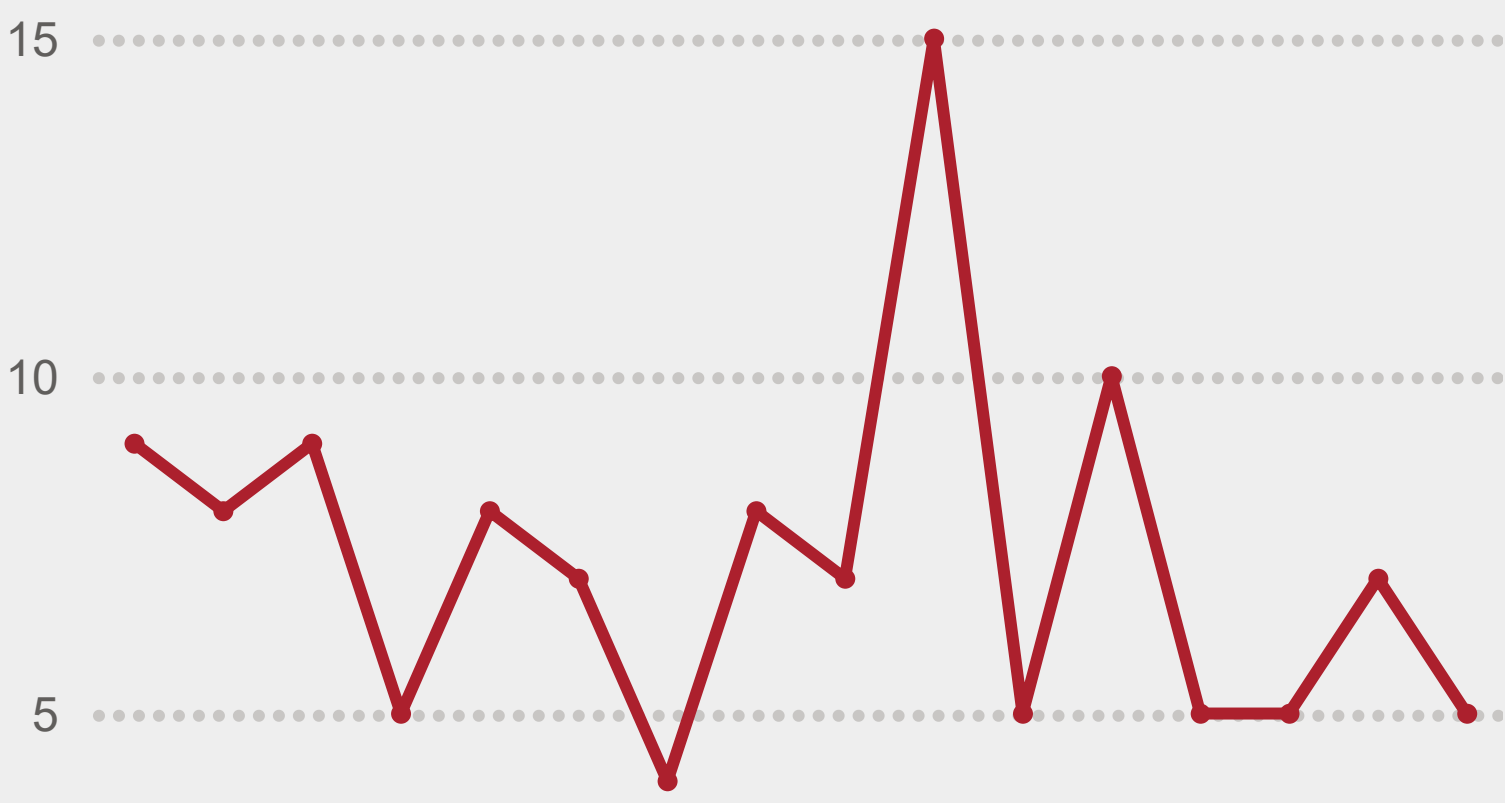
Property Type	Incidents
Residential Home	12
Sheltered Housing - not self contained	3
Education	2
Hotel/motel	2
Entertainment and culture	1

20

Unwanted Fire Alarm
Signals in this period

UFAS incidents have risen to 20 in Q4 of this year from 14 in the same period last year, this equates to a 30% increase. As can be seen from the trend graph, following the introduction of our amended UFAS policy we saw a sharp decline in the total number of UFAS incidents across East Renfrewshire and although we are still well below previous figures, we are experiencing a rise across the last 12 months. We continue to engage with the responsible persons at every UFAS incident we attend to provide advice on how to reduce such occurrences and where premises reach the triggers for additional actions, the necessary steps are initiated through our enforcement team. As can be seen above, residential homes were the main source of UFAS incidents across East Renfrewshire this quarter.

Trend by Quarter (4 years)



5

Road Traffic Collisions in this period

Property Type	Incidents
Car	3
Multiple Vehicles	2

Incident Type	Incidents
Vehicle (Non-fire)	5

Incidents by Ward

Barrhead, Liboside & Uplawmoor

3

Newton Mearns South & Eaglesham

2

1

Non-Fatal Casualties

0

Fatal Casualties

1

People Rescued by Firefighters

Extent of Harm (Non-Fatal)



0

First Aid Given at Scene



1

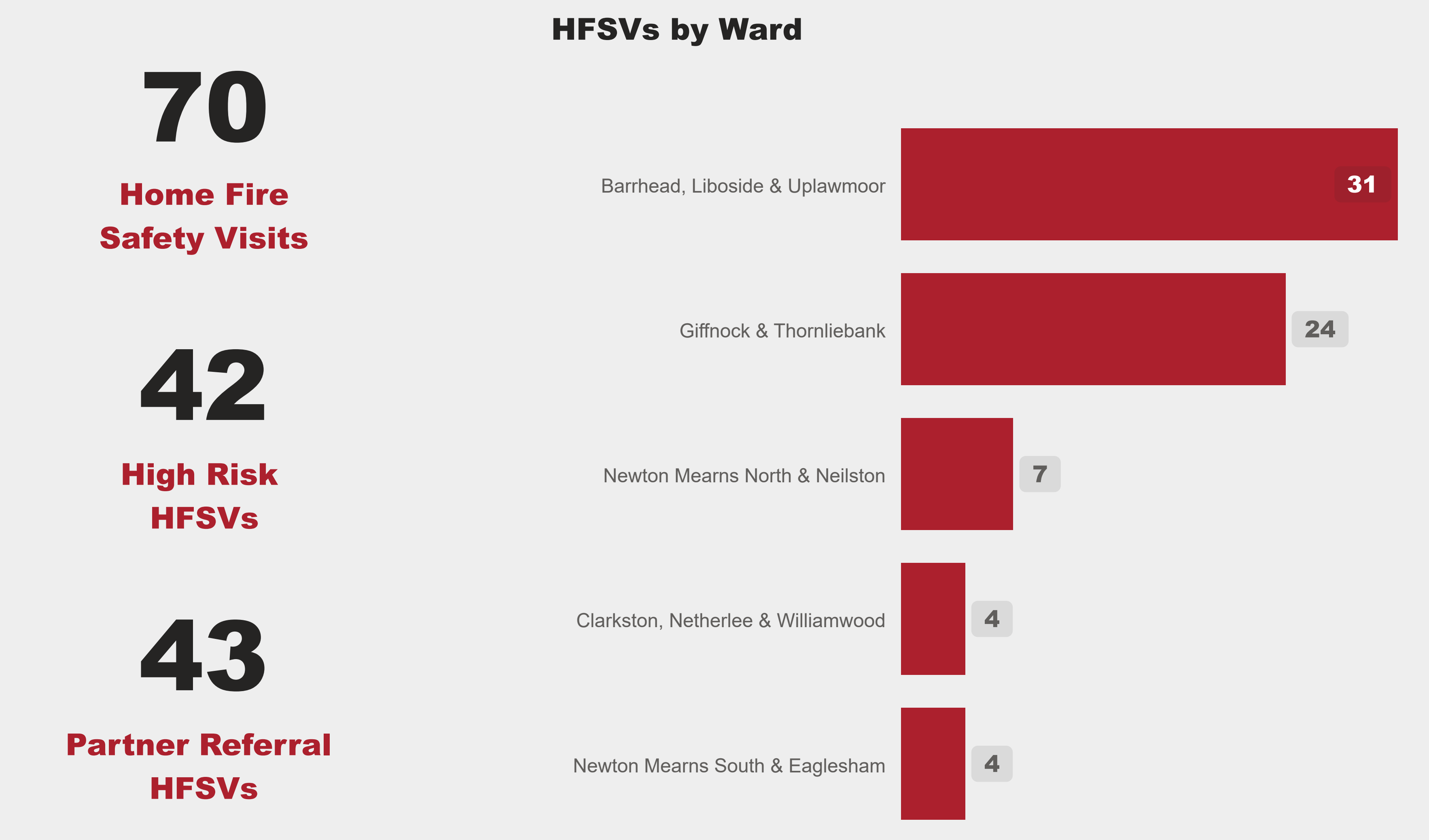
Hospital Slight Injuries



0

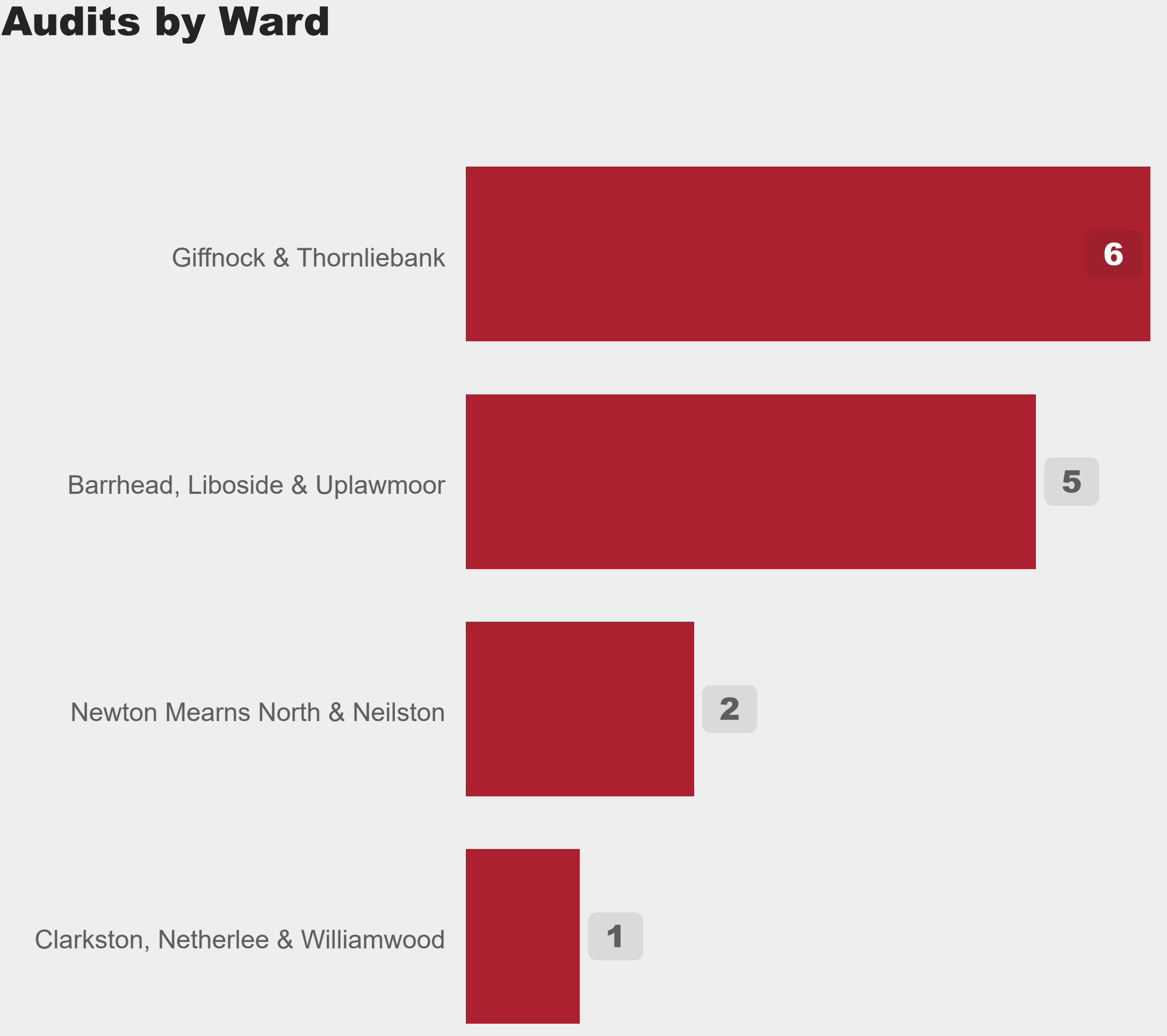
Hospital Serious Injuries

It is positive to report a decrease of 100% in the number of Road Traffic Collisions within this reporting period with 5 compared to 10 in the same period last year. The 5 RTC's this quarter resulted in 1 casualty, who attended hospital for a precautionary check up for slight injuries. We continue to work in partnership to deliver road safety information and advice to the communities of East Renfrewshire to further reduce road traffic collisions and associated casualties by early intervention through our education programmes and thematic initiatives in conjunction with our partners targeted at the age groups involved as identified through our data analysis.



11. Fire Safety Enforcement

Job Type	Count
Audit	14



During quarter 4 of 2024/25 our operational crews and Community Action Team carried out 70 Home Fire Safety Visits, with 42 being in high-risk households. As can be seen from the report, 43 of these were generated through referrals from our partners. With the change to the qualifying criteria for Home Fire Safety Visits under our revised programme we should see the percentage of high-risk visits increase as we aim to target those in our communities who are most at risk from fire. Our Protection Officers conducted 14 audits in East Renfrewshire during this quarter, this included 3 post fire audits for the incidents reported in the non-domestic fires section of the report. They also conducted 1 specific visit to premises, there are a number of reasons for specific visits, for example in response to a complaint regarding fire safety matters, following a request for advice or as a follow-up to an earlier visit. Both activities covered in this section of the report contribute to keeping the communities of East Renfrewshire safe, both in their homes and in non-domestic buildings.

<p>Our Community Action Team(CAT) and Operational Crews carried out various activities within East Renfrewshire during Quarter 4 of 2024/25 to reduce demand these included:</p> <p>Supporting an anti social behaviour consequences and impact presentation delivered to 4 individuals from a local high school which was organised by the Police campus officer.</p> <p>Various community safety activities, aligned to our Winter Thematic Action Plan (TAP). SFRS runs four seasonal TAPs per year aligned to the prevalent risks during those periods, these TAPs see our crews and CATs delivering advice in respect of those risks supported by appropriate public messaging by our communications and media team.</p> <p>CPR and Defibrillator Training to various groups including the local cubs. This activity is designed to promote awareness of public access defibrillator's as well as increase confidence in their use and the delivery of CPR.</p> <p>School visits to East Renfrewshire Fire Stations to support an understanding of the impact of deliberate fire-setting.</p> <p>Visits to East Renfrewshire schools to deliver fire safety, water safety and fire related anti-social behaviour talks.</p> <p>Sheltered housing visits to discuss all fire safety related topics.</p> <p>Delivery of Fire Skills courses and Juvenile Fire Setter Intervention Programme.</p>	
---	--

13. Glossary of Terms

Term - What it means

ADF

Accidental Dwelling Fire.

HFSV

Home Fire Safety Visit.

PDIR

Post Domestic Incident Response, a term used to indicate actions taken following attendance at a fire or other incident in the home. PDIRs include amongst things the offer of a free follow up home fire safety visit.

RTC

Road Traffic Collision.

Special Service

Calls to incidents which are not fires or false alarms such as RTCs, rescues, flooding, incidents involving hazardous materials or the provision of assistance to other agencies.

UFAS

Unwanted Fire Alarm Signals. When an automatic fire detection and alarm system is activated as a result of anything other than an actual fire the activation is classed as a false alarm. If an attendance is made to such an event by the Scottish Fire and Rescue Service, then the event is recorded as an UFAS incident.

UFAS Policy Change

In response to COVID, on the 6th May 2020, the SFRS decided to send 1 pump to UFAS premises that did not have their own Predetermined attendance (PDA).

As of 1st July 2023, the COVID interim 1 pump response was ended and a new UFAS policy was implemented.

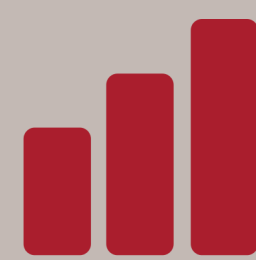
The new policy is to call challenge all UFAS incidents with the intention of non-attendance. Hospitals, care homes, and sleeping risk premises are all exempt and receive either 2 pumps or their premise specific PDA.



SCOTTISH

FIRE AND RESCUE SERVICE

Working together for a safer Scotland



BUSINESS
INTELLIGENCE

Design, figures and charts by the Business Intelligence team.