

**Department of Business Operations and Partnerships**

**Director: Louise Pringle**

Council Headquarters, Eastwood Park, Giffnock, East Renfrewshire, G46 6UG

Phone: 0141 577 3000

website: [www.eastrenfrewshire.gov.uk](http://www.eastrenfrewshire.gov.uk)

Date: 10 June 2025

When calling please ask for: John Burke (Tel: 0141 577 3026)

Email: [john.burke@eastrenfrewshire.gov.uk](mailto:john.burke@eastrenfrewshire.gov.uk)

TO: Councillors O O'Donnell (Chair); A Anderson (Vice Chair); D Devlin; and K Pragnell.

**CABINET**

A meeting of Cabinet will be held in the Council Chamber, Council Headquarters, Eastwood Park, Giffnock, G46 6UG on **Thursday 19 June 2025 at 10.00am.**

The agenda of business is as listed below.

Yours faithfully

*Louise Pringle*

**LOUISE PRINGLE**

**DIRECTOR OF BUSINESS OPERATIONS AND PARTNERSHIPS**

**AGENDA**

**1. APOLOGIES FOR ABSENCE**

**2. DECLARATIONS OF INTEREST**

Members are requested to give notice of any declarations of interest in respect of items of business on the Agenda.

**3. UPDATE ON THE DIGITAL TRANSFORMATION PROGRAMME**

Report by Director of Business Operations and Partnerships (copy attached, pages 3 - 16)

**4. REQUEST FOR APPROVAL OF DIRECT BID TO HERIOT-WATT SCHOLAR**

Report by Director of Education (copy attached, pages 17 - 20)

**5. EAST RENFREWSHIRE COUNCIL SPORT AND PHYSICAL ACTIVITY STRATEGY – YEAR 2 PROGRESS REPORT**

Report by Director of Education (copy attached, pages 21 - 32)

**6. LOVE TO RIDE – NEGOTIATED CONTRACT AWARD (HOMOLOGATED)**

Report by Director of Environment (copy attached, pages 33 - 36)

**7. THE EAST RENFREWSHIRE COUNCIL (B769 STEWARTON ROAD, B7087 CROOKFUR ROAD AND C9 AURS ROAD, NEWTON MEARNES)(30MPH SPEED LIMIT) ORDER 2025**

Report by Director of Environment (copy attached, pages 37 - 54)

For information on how to access the virtual meeting, please e-mail:- [john.burke@eastrenfrewshire.gov.uk](mailto:john.burke@eastrenfrewshire.gov.uk)

A recording of the Council meeting will also be available following the meeting on the Council's YouTube Channel <https://www.youtube.com/user/eastrenfrewshire/videos>

This document can be explained to you in other languages and can be provided in alternative formats such as large print and Braille. For further information, please contact Customer First on 0141 577 3001 or email [customerservices@eastrenfrewshire.gov.uk](mailto:customerservices@eastrenfrewshire.gov.uk)

EAST RENFREWSHIRE COUNCILCABINET19 JUNE 2025Report by Director of Business Operations and PartnershipsUPDATE ON THE DIGITAL TRANSFORMATION PROGRAMME**PURPOSE OF REPORT**

1. The purpose of this report is to provide Cabinet with an overview of what has been achieved through the Digital Transformation Strategy 2021–2025, to formally close this phase of the Council's digital journey, and to outline the next steps toward a new strategy.

**RECOMMENDATION**

2. It is recommended that Cabinet:

- notes the wide range of achievements delivered across the three programmes of the 2021–2025 Digital Transformation Strategy;
- acknowledges the formal closure of this Strategy period; and
- notes the intention to bring forward a refreshed Digital Strategy later in 2025.

**BACKGROUND**

3. Digital Transformation is important in helping us better understand our communities and customers; targeting resource to maximum effect; helping reduce service demand; supporting services to take early or preventative action; changing community and individual outcomes for the better; increasing organisational efficiency; improving performance, spending our budgets smarter; sweating our assets to get the most value out of them; and ensuring we are broadening and developing the skills of our most important asset, our employees.

4. The Council's Digital Transformation Strategy for 2021-2024 was approved by Cabinet in June 2021 and extended to cover 2025 in September 2024. The latest iteration of the Digital Transformation Programme, launched in April 2022, sought to consolidate and expand digital maturity across 3 key areas:

- Customer Experience;
- Workforce Productivity; and
- Business Systems & Processes.

**PROGRAMME SUMMARY**

5. Since 2021, the programme has played a pivotal role in transforming how we work, how we serve residents, and how we use data and technology to deliver better outcomes. As this strategy concludes, this report sets out key achievements, reflects on lessons learned, and introduces the priorities that will shape the next stage of digital transformation in East Renfrewshire.

## OFFICIAL

**IMPACT ON CUSTOMERS:****MORE ONLINE SERVICES, FEWER CALLS, INCREASED SATISFACTION**

6. The vision of our customer experience programme is to provide a consistent, efficient customer experience, designed with the user at the heart.

7. Over the term of this programme, we have expanded digital access to 24/7 online services, improving the customer experience, and working to provide a seamless end-to-end journey. This has reduced demand through traditional methods of contact. For example, call volumes into Customer First have reduced by 20-30% since 2019/20 and as part of linked budget savings our Customer First team has reduced in size by 20% in recent years delivering a cumulative saving of c.£240K over 2023/25 which was removed through the budget process. The projects listed below have contributed to this.

8. Key benefits from Customer-focussed projects include:

<b>MyEastRen</b> Customer Portal	<ul style="list-style-type: none"> <li>Over 30,000 users are registered, an increase of 40% in the last year and double those registered in 2022.</li> <li>Enables access to a growing suite of online services and is a significant contributor to reduced call volumes and improved customer service.</li> </ul>
<b>Council Tax &amp; Benefits Online</b> (New system)	<ul style="list-style-type: none"> <li>Over 13,000 (32%) customers have signed up online.</li> <li>Over 10,500 (25.8%) households have shifted to e-billing (paperless).</li> <li>Approximately 60% of all new Council Tax applications are online.</li> </ul> <p><i>(Case Study 1 in the annex of this document has further information)</i></p>
<b>Education</b> Parents Portal & Parent Pay	<ul style="list-style-type: none"> <li>Over 15,500 Parents Portal accounts covering 94% of the pupil population.</li> <li>Supports Data updates, permission slips and under-22 bus applications.</li> <li>East Renfrewshire has Scotland's highest participation level.</li> </ul>
<b>Housing</b> (New System)	<ul style="list-style-type: none"> <li>Over 2,200 tenants (73%) registered since online service launched in 2024.</li> <li>Portal enables rent payments, repairs, balance checks and bidding for homes.</li> <li>Reduces paperwork, improves service transparency and supports self service.</li> </ul>
<b>Website</b> New Appointment Booking Service & Updated Bin Collections	<ul style="list-style-type: none"> <li>Since 2023, 94% of Birth registration appointments and 84% of Marriage registration appointments now made online.</li> <li>The Bin Calendar application is accessed over 500,000 times annually.</li> </ul>
<b>Customer First</b> New Customer Contact Platform	<ul style="list-style-type: none"> <li>New Platform supports real-time queue management and remote working.</li> <li>Enabled continuation of service during Storm Eowyn with remote call handling.</li> <li>Callback feature has led to a 19% reduction in Call abandonment.</li> <li>New Chatbot service for Council Tax, Rubbish and Recycling guiding users to self-service.</li> </ul>
<b>Telecare</b> New Digital & mobile working system	<ul style="list-style-type: none"> <li>Full migration of Telecare services from analogue to digital, supporting over 3,000 vulnerable residents.</li> <li>East Renfrewshire became the first in Scotland to deploy a cloud-based Alarm Receiving Centre.</li> <li>One of the first councils in Scotland to earn the national Platinum Digital Telecare Implementation Award.</li> </ul>

**IMPACT ON EMPLOYEES & PRODUCTIVITY**

9. Our Workforce Productivity Programme aims to integrate data and utilise business intelligence, automation and artificial intelligence to improve outcomes for communities and individuals, and increase staff productivity, performance and effectiveness.

## OFFICIAL

**Productivity Improvements**

10. Across the current Digital Transformation Strategy, projects delivered since 2022 have collectively saved £1.4m of staff time across the organisation. This is equivalent to over 30 FTE. Approximately 16% is cost avoidance, which has prevented additional budget pressures. The remaining benefits sit with Departments to manage by refocussing staff time to higher value tasks, deploying staff to meet other business demands or reducing posts, via the budget process, through service redesign.

11. Revenue Estimates for 2024/25 concluded that since 2023 £1.774m of the Council's savings proposals related to efficiencies or the Council's digital transformation programme.

**Performance Improvements**

12. The Council has strengthened performance management by making data more accessible and actionable. Our Management Insight dashboards are central to this effort, providing managers real-time visibility of operational KPIs across services and foresight into key trends enabling faster and more informed decisions. The availability of this data is also supporting further improvement across council services.

13. The introduction of the Invoice Payment Dashboard for example, has helped increase payments made within 30 days to 95.29% in 2024/25, up from 86.03% in 2020/21, and is expected to move the Council into the upper national quartile for invoice payments. *(Case Study 2 in the annex of this document has further information)*

**Digital Foundations Enabling Resilience and Smarter Working**

14. A series of strategic improvements to the council's digital infrastructure has increased performance and resilience across schools and offices. Refurbished office spaces better support hybrid and collaborative working, with digital tools improving how teams connect and deliver services. Preparations for Windows 11 and Microsoft Co-Pilot will bring AI powered enhancements to everyday tasks helping staff to work smarter. *(Case Study 3 in the annex of this document has further information)*

15. A new ICT Service Desk system has streamlined how support is delivered, improving responsiveness and enabling more self-service. Real-time reporting tools help teams manage workloads and priorities more effectively, enhancing the support experience for staff across the Council. *(Case Study 4 in the annex of this document has further information)*

**Digital Skills & Training**

16. As the Council embraces digital transformation, it is essential that staff are confident in using modern digital tools. Over the past year, employees have taken part in a range of training opportunities, including M365 workshops, online webinars, and personalised one-on-one or team sessions. Microsoft Planner emerged as a key focus area, especially among teams seeking better ways to manage tasks and projects, reflecting a broader shift toward digital working practices.

17. Team-based training is also helping to build a culture of peer support and reducing the need for follow-up assistance. For example, one team used training to improve their use of the Updates app and Teams, leading to smoother shift handovers and less duplication. Another team transitioned from manual to digital processes, gaining confidence with Teams and improving their record-keeping. These outcomes show how digital skills are driving more efficient and collaborative ways of working.

## OFFICIAL

**MAINTAINING & IMPROVING KEY SYSTEMS**

18. Our final programme, Business Systems & Processes (BS&P) aims to maximise the value from the Council's key technology platforms and efficiently prioritise and manage the small staff and technology base required for implementing complex, large-scale system change.

19. Projects within BS&P continue to maintain and enhance the Council's key systems through essential upgrades that strengthen security and improve functionality and efficiency. Over this cycle of Digital Transformation, the Council has implemented new or updated systems that cover every household in East Renfrewshire and every Council employee. These include: a platform for customer contact (calls, email, etc.), council tax and benefits, council housing, telecare, school payments, and employee annual leave. The HSCP has been progressing a major project to implement a new case management system which will go live later this year. This programme has also overseen a recent upgrade to our Income Management System to enhance security and ensure compliance with the latest Payment Card Industry Data Security (PCI DSS) standards.

20. As well as the fundamental upgrade of Council network infrastructure, work is well underway to update all corporate laptops and PCs to Windows 11 and the latest versions of Microsoft 365 desktop applications. This work is being done in tandem with improvements to the Council's record management and information governance arrangements which will pave the way for the safe, ethical and strategic utilisation of artificial intelligence tools.

**CLOSING THE STRATEGY**

21. The Digital Strategy 2021-25 has delivered substantial and wide-ranging benefits despite the challenges following the Covid-19 pandemic and a complex digital environment. The programme has enhanced resilience, modernised service delivery, improved customer experience, supported financial savings and increased efficiency.

22. As part of each project there is a lessons learned review. Across this cycle, key lessons have included:

- clear alignment with the Council's strategic vision and ambitions is vital;
- effective project prioritisation is essential to ensure we are focussing on the right projects;
- user centred design helps to ensure the service user is at the heart of any new digital process;
- co-ordinated governance and resource management of shared corporate resources across council services has been invaluable - as we do not have the resources to do everything;
- investing in strong foundations: information governance, data quality, data protection and privacy, and strong cyber security and resilience is not negotiable;
- projects do not end at technological enablement, the hard work of implementing business change following deployment is where the greatest benefits are secured;
- every major system change has some optimism bias built-in which results in underestimating the time it will take to implement. This is often driven by vendors seeking to minimise any perceived risk and secure a sale during procurement; and
- technology is becoming more complex. The era of single-service line-of-business systems is over. Systems need to interact with multiple different on-premise and cloud-based platforms. This makes the procurement and technical requirements more complex, time-consuming and a cross-service joint endeavour.

## OFFICIAL

### OUR FUTURE PROGRAMME

23. As the Council moves beyond the 2021–2025 Digital Transformation Strategy, the next stage will take account of national thinking, including SOLACE, Improvement Service, the Digital Office work on the ‘to-be state’ of the Council of the Future, and align with and contribute to ‘A Place to Grow’, ‘Our People Vision’ and ‘Organisation Health Check’.

24. The new strategy will be brought forward after recess. Work is already well underway, and departments are currently reviewing their digital ambitions for their services.

### IMPLICATIONS

25. Change and digital transformation across an organisation as diverse as a Council (and HSCP and ERCLT) is a complex area. There is a complicated ICT system architecture and network of operational processes that sit behind the services that our residents interact with on a day-to-day basis. We must plan carefully to ensure that we are focusing on improving our high-volume processes whilst undertaking the routine work to keep our systems up to date, secure and integrated.

26. Budget challenges mean we must clearly prioritise our activities and resources to ensure we deliver benefits from projects, that they contribute to future savings opportunities and improve the experiences of residents and reduce bureaucracy. Learning from others’ successes (and failures) will also help transition quicker and save rework.

27. Recruiting, retaining and, where possible, growing the right skills and experience is essential to the success of our digital transformation journey. Digital, data, technology and service design skillsets are in significant demand nationally and it is a challenging marketplace. Programmes routinely have gaps in key skillsets which means the need to prioritise resource to achieve the best collective benefit – this is a key function of the 3 Programme Boards, which must work together to make decisions and recommendations. We have also developed close links with the Scottish Local Government Digital Office and Scottish Digital Academy to ensure we can develop and enhance our digital, data and technology skillsets.

28. Equality, Fairness and Rights Impact Assessments (EFRIAs) are a key part of project governance. This is, in part, why there is a strong focus on the principles of user-based service design. Examples where changes have been made as a result of EFRIAs include retaining face-to-face and telephone customer contact for those who need it most; and work with services across the Council to ensure that web-based services meet accessibility standards. As part of our Council Tax and Benefits system the project used surveys, pop-up events and user testing to gather insights, identify user needs and pain points. This helped to ensure the service was intuitive, accessible, and fit for purpose.

### FINANCE & EFFICIENCY

29. As set out above, despite the challenges of the pandemic and post-pandemic period, the Digital Transformation programme has delivered significant cost-avoidance, as well as one-off and recurring productivity and financial efficiencies which have contributed to the Council’s budget savings. The Programme has also supported channel shift by significantly expanding access to 24/7 online services. This is resulting in fewer complaints in key service areas.

## OFFICIAL

30. Whilst significant benefits have already been realised, the Council will continue to face very challenging financial circumstances for the foreseeable future. The key principles behind the programme that will lead to budget savings are:

- improving customer end-to-end experience and continue to expand access and adoption of 24/7 online self-service;
- increasing employee productivity through automation, data integration, business intelligence insights and artificial intelligence;
- maximising the use of key business systems and capabilities; and
- an increased focus on user engagement in service design and more community empowerment to provide services which put customers at the heart of provision, improving services and potentially lowering costs.

## CONSULTATION & PARTNERSHIP WORKING

31. The progress and ambitions outlined in this paper relate not only to the Council but also to the wider 'family' organisations of the HSCP and the Culture and Leisure Trust. We will continue to work together to progress the key priority areas for digital transformation and to share lessons learned and plan resources.

32. We will continue to work in partnership with SOLACE, the Improvement Service and Scottish Local Government Digital Office to share knowledge and learn from other areas of best practice. We will also explore shared resourcing of expensive or highly specialist skills which one council alone cannot afford.

## CONCLUSION

33. In summary, the Digital Transformation programme and platforms are expanding 24/7 access to online services to thousands of customers, increasing staff productivity, helping to reduce costs, generating data insights to improve outcomes, targeting support at the most vulnerable; and supporting improvements in performance.

34. The pace and scale of change across the Council and HSCP remains significant. This is driven by pressures on budgets; statutory and contractual obligations and our own ambitions for digital modernisation and improved user experience. Prioritisation, resource management and good governance will continue to be key to the next stages of our digital transformation journey, with a focus on customer experience, our business systems and processes and the productivity of our workforce as we will not have sufficient resource to pursue all of our ambitions at one time.

## RECOMMENDATION

35. It is recommended that Cabinet:

- notes the wide range of achievements delivered across the three programmes of the 2021–2025 Digital Transformation Strategy;
- acknowledges the formal closure of this Strategy period; and
- notes the intention to bring forward a refreshed Digital Strategy later in 2025.

Director of Business Operations & Partnerships, May 2025



## OFFICIAL

Report Authors; Kenny Barr, Senior Programme Manager & Jamie Reid, Head of Communities & Transformation. For further information please contact [Jamie.reid@eastrenfrewshire.gov.uk](mailto:Jamie.reid@eastrenfrewshire.gov.uk)

### BACKGROUND PAPERS

- [Local Government in Scotland Overview 2023, Audit Scotland, May 2023](#)
- [Medium Term Financial Strategy 2025 - 2030](#)
- [Revenue Estimates 2024/25, Council 28 February 2024](#)
- [East Renfrewshire Council Revenue Estimates 2025/26](#)
- [Update on the Digital Transformation Programme, Cabinet 5 September 2024](#)
- [Accounts Commission Best Value Report February 2025](#)

BLANK PAGE

## OFFICIAL

**ANNEX 1: CASE STUDIES****CASE STUDY 1 – REVENUES & BENEFITS SERVICES RE-DESIGN**

36. East Renfrewshire Council undertook a comprehensive modernisation of its Revenues and Benefits services. The objective was to enhance service accessibility, operational efficiency, and customer satisfaction through the implementation of a new digital platform and redesigned service model.

37. A user centred design approach guided the transformation with engagement activities such as surveys, pop-up events and user testing utilised to gather insights and validate the design. Personas and empathy mapping helped identify user needs and pain points, ensuring the final service was intuitive, accessible, and fit for purpose.

38. Launched in 2022 and progressively enhanced, the new systems have been well received by residents with 13,295 customers, representing 32% of our 41,000 households, registering for the online services. In addition, 10,578 households have switched to e-billing, and approximately 60% of new Council Tax applications are being received online, significantly reducing reliance on paper and postage.



39. The project has delivered measurable improvements in service performance:

- average processing times for Council Tax changes have reduced from four weeks to one, contributing to better customer experience, data accuracy and improved council tax collections.
- in 2023/24, East Renfrewshire ranked 1st in Scotland for Council Tax collection through the Local Government Benchmarking Framework (LGBF).
- benefits processing performance moved into the national upper quartile, with accuracy reaching 96%, exceeding the Council's target.

40. These improvements also led to a 26% drop in complaints and a 33% reduction in email enquiries for this service, reflecting successful self-service adoption. Internally, employee satisfaction rose and both internal and external audits reported fewer issues, highlighting stronger controls and service quality.

41. As well as these performance improvements, the transformation delivered significant financial benefits, including a 30% reduction in team size, equating to 18 FTEs. This reduction was aligned with the council budget process, and the savings were delivered over several years, ending in 2024/25, with a net value in the region of £540,000 after investment in service and systems improvements.

OFFICIAL

42. This transformation represents a significant step forward in the Council's digital strategy and provides a strong foundation for future innovation in public service delivery.

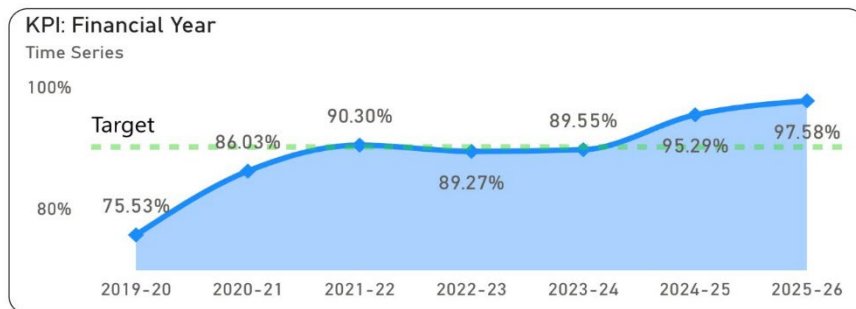
## OFFICIAL

CASE STUDY 2: INVOICE PAYMENT DASHBOARD

43. The Management Insight project has delivered significant value over recent years through a suite of dashboards with near-time data to authorised staff. A key success from this project has been the Invoice Payment Dashboard, which was developed to improve invoice processing performance, increase transparency, and reduce manual tracking.

44. This has resulted in a cross Council and HSCP effort to improve invoice payment times, with engagement from every department.

45. The dashboard enables granular reporting by invoice, cost centre, service, and time period, helping finance teams and service managers identify and address risk areas promptly.



46. The introduction of this dashboard has significantly improved the Council's invoice processing performance KPIs. Payment within 30 days has risen to 95.29% in 2024/25, up from 86.03% in 2020/21. This is the Council's strongest performance in this area which, based on previous results, should move us into the upper quartile nationally when data is released.

47. Targeted use of the dashboard led to increases in CareFirst and Servitor performance (from 73% and 85% to 92%), contributing to a 6-point KPI improvement in a single year.

48. KPI performance is now maintained consistently throughout the year. It has helped minimise the usual seasonal dips in performance maintaining KPI targets nearly every day of the 2024/25 year. This supports better supplier relationships and reduces the risk to small businesses dependent on timely payments.

49. The Invoice Payment Dashboard is used daily by key staff. This allows the right information to the right people at the right time to be served up, enabling better decision-making, improving performance, and freeing up valuable staff time. It exemplifies how smart data tools can drive operational improvement, reduce administrative burden, and support service-wide accountability.

## OFFICIAL

CASE STUDY 3: MODERNISING ICT INFRASTRUCTURE

50. Following an independent ICT Infrastructure Review, East Renfrewshire Council has undertaken a series of strategic improvements to its digital infrastructure. These changes are helping to resolve long-standing issues, improve performance and resilience, and support the Council's long-term Digital Transformation Strategy.

51. The programme has strengthened the Council's capacity to deliver better services to the public, improved day-to-day connectivity for staff and pupils, and laid the groundwork for future innovation, including the adoption of new technologies like artificial intelligence.

52. Key Outcomes:

Improving Customer Experience	<ul style="list-style-type: none"> <li>Introduced a new remote access system that allowed the Customer First Team to work remotely for the first time. Notably, during Storm Eowyn, employees were able to maintain service levels and take telephone calls from home, without compromising staff safety with them having to travel to a workplace.</li> <li>School pupils and staff can now reliably use Chromebooks and other devices, thanks to improved network connectivity across the education estate. There has been very positive feedback from Headteachers about the improvements in ICT connectivity in schools.</li> </ul>
Business Systems and Processes	<ul style="list-style-type: none"> <li>Firewall and server upgrades have improved connectivity across offices and schools, while also removing technical limitations that previously blocked progress to deploying new technologies.</li> <li>A new setup has simplified how staff connect to the network both onsite and remotely, making access faster and more stable.</li> <li>All Council email inboxes have been moved to Microsoft 365, increasing reliability and allowing old systems to be retired.</li> <li>A new cloud platform (AWS) has been set up, opening the door for future cloud-based services.</li> <li>Improvements to the way staff devices are managed have made it easier to use Council technology and access necessary tools.</li> </ul>
Supporting Staff Productivity	<ul style="list-style-type: none"> <li>With the new systems in place, the Council is now ready to upgrade all suitable devices to Windows 11, alongside introducing modern Microsoft tools including AI-powered features like Microsoft Co-Pilot—helping staff work more efficiently and productively.</li> </ul>

53. This modernisation programme has improved the everyday digital experience for staff, pupils, and service teams. It has addressed long-standing issues and improved how services stay connected during adverse weather disruptions. These changes not only help deliver better public services today but also provide a foundation for the Council to make the most of new technologies in the future, helping to ensure the organisation can continue to meet the needs of modern services and local communities.

## OFFICIAL

CASE STUDY 4: ICT SERVICE DESK TRANSFORMATION

54. As part of its broader Digital Transformation Strategy, in early 2023, the Council introduced a new system to modernise how the ICT Service Desk manages support requests and issues.

55. This transformation aimed to improve security, resilience and performance of the Council's network today and lay the foundations to support expanded digital capabilities to meet our ambitions.

56. Key Outcomes:

Improved Access to Support	<ul style="list-style-type: none"> <li>• Introduction of a new ICT Service Desk platform with a built-in help and guidance library.</li> <li>• Enables staff to resolve common issues independently, increasing confidence and reducing reliance on direct support.</li> <li>• Supports a shift toward self-service and knowledge sharing.</li> </ul>
Reduced Support Demand	<ul style="list-style-type: none"> <li>• Significant channel shift: 90% reduction in telephone calls to the ICT Service Desk since 2019/20.</li> <li>• The system has contributed to a 20% reduction in support requests between 2022 and 2024.</li> <li>• More efficient issue triaging has eased the burden on frontline ICT teams.</li> </ul>
Faster Response and Resolution Times	<ul style="list-style-type: none"> <li>• New real-time reporting tools improve workload visibility and help improve the prioritisation of incoming requests.</li> <li>• Automatic routing of tickets to the appropriate teams reduces delays.</li> <li>• Average resolution time has improved from 30 hours in 2023 to just over 11 hours in 2025.</li> </ul>
Operational Efficiency	<ul style="list-style-type: none"> <li>• Estimated productivity saving of 110 staff days annually through streamlined workflows and faster issue handling.</li> <li>• Frees up ICT resources for proactive work and strategic support initiatives.</li> </ul>

57. The new system represents a significant step forward in how staff access and resolve ICT related issues.

58. By enabling greater self-service, improving visibility, and reducing resolution times, the system supports more efficient service delivery and contributes directly to staff productivity across the organisation.

BLANK PAGE



EAST RENFREWSHIRE COUNCILCABINETTHURSDAY 19 JUNE 2025Report by Director of EducationREQUEST FOR APPROVAL FOR DIRECT BID TO HERIOT-WATT SCHOLAR**PURPOSE OF REPORT**

1. The purpose of this report is to seek approval to continue to subscribe to the Heriot-Watt Scholar online learning platform for the benefit of schools across East Renfrewshire.

**RECOMMENDATIONS**

2. Cabinet is asked to approve a direct purchase under Regulation 33(1) (b) (iii) of the Public Contracts (Scotland) Regulations 2015 from Heriot-Watt Scholar for access to the online learning platform at an estimated cost of £65,000 across academic years 2025/26 to 2027/28.

**BACKGROUND**

3. In partnership with colleagues in procurement, the Education Department seeks to monitor the level of spend with individual suppliers across the department to ensure compliance with the council's Contract Standing Orders and appropriate procurement routes are followed. Ongoing work in this area has highlighted that the level of spend with Heriot-Watt Scholar has reached the threshold requiring Cabinet approval to allow continued engagement with this supplier directly without a need for any competitive quotation or tendering exercise being undertaken.

**REPORT**

4. Scholar which is known under trademark as 'Heriot-Watt Scholar' refers to the online learning platform covering Scotland's Curriculum for Excellence courses at National 5, Higher and Advanced Higher levels. This service operates in partnership with the Association of Directors of Education in Scotland (ADES) with a consultation network including the SQA.

5. Subscribers have an annual licence to use the SCHOLAR e-learning content as well as online homework and revision sessions. In particular this includes:

- access to Scholar materials hosted on their Learning Platform;
- 42 SQA aligned courses at National 5, Higher and Advanced Higher;
- materials for teachers;
- online CPD for staff; and,
- e-tutor support and live on-line homework and revision sessions for students.

6. Within East Renfrewshire the Scholar subscription allows teachers and senior pupils across our secondary schools to access these resources. Recently gathered views from all 7

secondary head teachers indicated that this resource was still used across all secondary schools in East Renfrewshire and that the loss would impact on curriculum support for pupils.

7. Given all Scholar materials are the copyright of Heriot-Watt University, the most appropriate procurement route going forward is considered to be a direct award to Heriot-Watt Scholar. To date, given the proprietary nature of the services provided, exemption from competition has been approved via the Chief Procurement Officer. However, taking into account the cumulative value of previous exemptions and planned spend going forward, the threshold for reporting to Cabinet (£100,000) has now been met (per clause 23 of Contract Standing Orders).

8. For academic session 2025/26 the annual cost is £20,533 (excl VAT). Initially, the department would seek to renew the subscription for session 2025/26 only with the option to renew for a further two years, therefore approval is sought for spend of up to £65,000 (excl VAT)

9. Giving consideration to the historical spend and the proposed value now being requested this would normally require competition; regulation 33 of the Public Contracts (Scotland) Regulations 2015 notes various circumstances where competition is not required and contracts can be entered into by direct negotiation. In the present case, given the proprietary nature of the services provided by this organisation, regulation 33(1) (b) (iii) is considered applicable there being no reasonable alternative on the market providing the particular services in question.

## **FINANCE AND EFFICIENCY**

10. The cost of continuing with the service can be met from within the Education Department's revenue budget.

## **CONSULTATION**

11. The Chief Officer Legal and Procurement and the Chief Procurement Officer have been consulted on the use of Regulation 33 and have authorised it as appropriate. The Information Governance and Data Protection Officer and IT colleagues have been consulted in terms of the data sharing arrangements associated with this subscription.

## **IMPLICATIONS OF THE PROPOSALS**

12. There are no further staffing, IT, legal, sustainability or other specific implications associated with this report.

## **CONCLUSIONS**

13. Given the cumulative value of previous exemptions/planned ongoing spend by the Education Department and the exclusive rights associated with the programmes offered by Heriot-Watt Scholar, a direct award with a negotiated contract is deemed appropriate.

## **RECOMMENDATION**

14. Cabinet is asked to approve a direct purchase under Regulation 33(1) (b) (iii) of the Public Contracts (Scotland) Regulations 2015 from Heriot-Watt Scholar for access to the online learning platform at an estimated cost of £65,000 across academic years 2025/26 to 2027/28.

Mark Ratter  
Director of Education  
19 June 2025

Convener Contact Details

Convener of Education, Equalities, Culture and Leisure Tel: 07341 640 825  
Tel: 0141 577 3107  
Email: [andrew.anderson@eastrenfrewshire.gov.uk](mailto:andrew.anderson@eastrenfrewshire.gov.uk)

Report Author

Mary Docherty, Education Resources Senior Manager  
Tel: 0414 577 3314  
[mary.docherty@eastrenfrewshire.gov.uk](mailto:mary.docherty@eastrenfrewshire.gov.uk)

BLANK PAGE

EAST RENFREWSHIRE COUNCILCABINETTHURSDAY 19 JUNE 2025Report by Director of EducationEAST RENFREWSHIRE COUNCIL SPORT AND PHYSICAL ACTIVITY YEAR 2  
PROGRESS REPORT**PURPOSE OF REPORT**

1. The purpose of this report is to update Cabinet of progress made in year 2 of the Sport and Physical Activity Strategy.

**RECOMMENDATION**

2. Cabinet is asked to scrutinise and comment on the Year 2 Progress Report on East Renfrewshire Council Sport and Physical Activity Strategy 2023-2028 (Appendix 1).

**BACKGROUND**

3. In August 2023 Cabinet approved the [East Renfrewshire Sport and Physical Activity Strategy 2023-2028](#).
4. The East Renfrewshire Sport and Physical Activity Strategy 2023-28 is aligned with and has continued to support the East Renfrewshire Outcome Delivery Plan, Community Plan and Fairer EastRen Plan and associated outcomes.
5. East Renfrewshire Council's A Place to Grow is the Community Planning Partnership's new vision, setting out the shared hopes and aspirations between now and 2040 so that East Renfrewshire is a place where everyone can flourish, thrive and grow. It is built on three pillars that will be the foundation for all our strategic planning going forward. The Sports and Physical Activity Strategy will contribute to the advancement of the three pillars:
  - our children and young people flourish;
  - our communities and places thrive; and,
  - we all live well.
6. The over-arching benefit of the Sport and Physical Activity Strategy is for more of our residents being more active more often.
7. On an annual basis a performance report is provided to East Renfrewshire Culture and Leisure Board and to Cabinet.

**REPORT**

8. This report sets out a high level summary of the progress in year 2 of the strategy.

9. The strategy reflects the 6 Active Scotland Outcomes and how they are applied at a local level:

- we encourage and enable the inactive to be active;
- we encourage and enable the active to be more active;
- we develop physical confidence and competence from the earliest age;
- we improve our active infrastructure, people and places;
- we support wellbeing and resilience in communities through physical activity and sport; and,
- we improve opportunities to participate, progress and achieve in sport.

10. Whilst nationally this strategy has subsequently been replaced with the new National Scotland Sport and Physical Strategy, the outcomes remain appropriate and relevant.

11. The report provides performance information relating to these 6 outcomes and key achievements include:

- 68% of schools have achieved the Gold Schools of Sport Award, which is a 55% increase from 23/24;
- there has been a significant increase in the number of people participating in outdoor physical activity and holiday programmes with 3,950 more participants in session 24/25 compared to 23/24;
- community based interventions to support the NHS have seen a further increase with the number of interventions exceeding the agreed target;
- there continues to be growth in the ERCL club accredited scheme with a 4% increase in the Community Sport Hub clubs going through the accreditation scheme;
- the number of engaged volunteers in active schools and community sports has increased to 356 which is a 120 increase from 23/24. This has led to increased participation, officiating, volunteering and performance; and,
- 24 participants have taken part in ERCL Sports Leadership Academy which has included an SQA Leadership Award and a partnership with Work ER.

12. Areas where further improvement work is required include:

- whilst there is an increase in participants taking part in the Aging Well Programme from the baseline, activity has reduced from 450 participants in 23/24 to 410 in 24/25. This is due to Live Active patients being more intensively supported leading to independent physical activity earlier;
- further links will be made with early learning and childcare provisions and primary schools in order to provide training and development to staff and continue to foster strong partnerships; and,
- the percentage of East Renfrewshire population who walk as reported by the Scottish Household Survey per year has dropped from 81% in 23/24 to 73% in 24/25. It should be noted however that this is 12% above the baseline of 61% in the 2021 Scottish Household Survey. The design of places and spaces in East Renfrewshire to encourage and facilitate physical activity through approaches to neighbourhood design, opportunities for active travel and recreational walking/cycling and use of the place standard is key to the 3 pillars within A Place to Grow.

## **FINANCE & EFFICIENCY IMPLICATIONS**

13. There are no financial implications to this Strategy. Resourcing of sports and physical activity – including savings or efficiencies - is addressed as part of the East Renfrewshire

Culture and Leisure Management Fee in relation to the Service Agreement and the agreed Change Control Procedure.

14. Capital investment decisions are aligned with the Sport Facility and Sport Pitch Strategy (2018 - 2028).

## **CONSULTATION**

15. The East Renfrewshire Sport and Physical Activity Strategy was developed in consultation with local and national partners and stakeholders to ensure maximisation of the potential impact of sport and physical activity for the benefit, health and wellbeing of the whole community.

## **IMPLICATIONS OF THE STRATEGY**

16. In developing this strategy an equalities, fairness and rights impact assessment (EFRIA) was carried out. The EFRIA evaluated the strategy as having: no adverse impacts; the potential to advance equality and foster good relationships; and the potential to advance children's rights.

17. A Climate Change Impact Assessment (CCIA) was completed and the strategy was found to have no relevant impacts (positive or negative).

## **CONCLUSION**

18. This report provides a high level summary on the progress of the East Renfrewshire Sport and Physical Activity Strategy at the end of year 2. Elected members should note that the information presented here shows an overall positive and improving picture although there are areas where there is scope for further improvement in order to achieve the agreed outcomes by 2028.

## **RECOMMENDATION**

19. Cabinet is asked to scrutinise and comment on the Year 2 Progress Report on East Renfrewshire Council Sport and Physical Activity Strategy 2023-2028.

Mark Ratter  
Director of Education  
19 June 2025

Convener Contact Details  
Councillor Anderson, Convener for Education, Equalities, Culture and Leisure  
Tel: 07341 640 825  
Tel: 0141 577 3107  
[andrew.anderson@eastrenfrewshire.gov.uk](mailto:andrew.anderson@eastrenfrewshire.gov.uk)

Report Author  
Anthony McReavy, Chief Executive Culture & Leisure Trust,  
[Anthony.McReavy@ercultureandleisure.org](mailto:Anthony.McReavy@ercultureandleisure.org)

Siobhan McColgan, Head of Education Services (Equality and Equity)  
Tel: 0141 577 3253  
[Siobhan.McColgan@eastrenfrewshire.gov.uk](mailto:Siobhan.McColgan@eastrenfrewshire.gov.uk)

### Appendix

1. ERCL - Year End Summary Report 2024/2025

BLANK PAGE



east renfrewshire  
**CULTURE  
& LEISURE**

## Sport & Physical Activity Strategy

Year 2 progress report 24/25

*East Renfrewshire Culture & Leisure Trust*

## East Renfrewshire Culture & Leisure Limited

### Balanced Scorecard

#### East Renfrewshire Culture & Leisure Sport Strategy

#### Progress Report - Key Performance Indicators

#### Annual - 24/25

Improvement from previous progress report	▲
No movement from previous progress report	-
Decline from previous progress report	▼

#### 1. Enable the Inactive to be active

Ageing Well Programme



Support Children &amp; young people



For your entertainment



#### 2. Encourage and enable the active to be more active

Gold Schools of Sport



Community Sports Hubs



Active Schools - Girls Participation



#### 3. We develop physical confidence and competence from the earliest age

Training &amp; Development - early years &amp; primary staff



Achievement of developmental milestones



Strong Partnerships with early years facilities



#### 4. We improve our active infrastructure people and places

Support ERC development of spaces and places



ERCL Sports Leadership Academy



Capital Investments Support



#### 5. Support wellbeing and resilience in communities through physical activity and sport

Support NHS by providing community based intervention



Outdoors physical activity &amp; holiday programmes



Support ER locality plans



#### 6. We improve opportunities to participate, progress and achieve in sport

Sport &amp; physical activity forum



ERCL club accreditation scheme



Progressive pathways &amp; volunteering



Key Performance Indicators (KPIs) rag status is set according to tolerance levels, with arrow indicators used to denote changes from the 2023/2024 report.

## East Renfrewshire Culture & Leisure Limited

### Balanced Scorecard

#### Metrics

1. Enable the Inactive to be active		Actual	Baseline	Variance
Ageing Well Programme	#	410	401	9
Support Children & young people	%	10%	9%	1%
For your entertainment	#	82	83	-1

2. Encourage and enable the active to be more active		Actual	Baseline	Variance
Gold Schools of Sport	%	68%	13%	55%
Community Sports Hubs	%	53%	48%	5%
Active Schools - Girls Participation	%	47%	48%	-1%

3. We develop physical confidence and competence from the earliest age		Actual	Baseline	Variance
Training & Development - early years & primary staff	#	17	7	10
Achievement of developmental milestones	%	91%	93%	-3%
Strong Partnerships with early years facilities	#	28	32	-4

4. We improve our active infrastructure people and places		Actual	Baseline	Variance
Support ERC development of spaces and places	%	73%	65%	8%
ERCL Sports Leadership Academy	#	24	18	6
Capital Investments Support	SMT		Ongoing	

5. Support wellbeing and resilience in communities through physical activity and sport		Actual	Baseline	Variance
Support NHS by providing community based intervention	%	105%	65%	40%
Outdoors physical activity & holiday programmes	#	6370	2,974	3,396
Support ER locality plans - Support a Place 2 Grow ERC	SMT		Featured in P2G - ERC	


6. We improve opportunities to participate, progress and achieve in sport		Actual	Baseline	Variance
Sport & physical activity forum	#	Internal working group		
ERCL club accreditation scheme	%	67%	48%	19%
Progressive pathways & volunteering	#	356	411	-55

Metrics are based on the planned baseline, with the exception of 2.1 Gold Schools of Sport, which is compared to the prior year (2023/2024) due to the absence of a previously agreed baseline. For KPIs without a defined quantitative reporting metric, the Senior Management Team will provide a qualitative verbal update to ensure ongoing oversight and strategic alignment

## East Renfrewshire Culture & Leisure Limited

### Balanced Scorecard

#### Tolerances

<b>1. Enable the Inactive to be active</b> 				
<b>Ageing Well Programme</b> - The number of supervised Live Active gym attendances per annum	#	<95%	>95%	>100%
<b>Support Children &amp; young people</b> - Increase the % of vulnerable children and young people (poverty, ASN and care experienced) accessing sport and physical activities holiday camps / activities	%	<95%	>95%	>100%
<b>For your entertainment</b> - Increase the number of children who have accessed sessions via the For Your Entertainment programme per academic year	#	<95%	>95%	>100%
<b>2. Encourage and enable the active to be more active</b> 				
<b>Gold Schools of Sport</b> - % of Primary and Secondary Schools who are gold registered at the end of each academic year	%	<95%	>95%	>100%
<b>Community Sports Hubs</b> - % of East Renfrewshire Sports Clubs who are members of a Community Sport Hub annually	%	<95%	>95%	>100%
<b>Active Schools - Girls Participation</b> - % of female pupils participating in the Active Schools programme per academic year	%	<95%	>95%	>100%
<b>3. We develop physical confidence and competence from the earliest age</b> 				
<b>Training &amp; Development - early years &amp; primary sta</b> - The number of early years staff receiving CLPL training opportunities from ERCL per academic year	#	<95%	>95%	>100%
<b>Achievement of developmental milestones</b> - % of Primary pupils reaching their physical literacy developmental milestones per academic year	%	<95%	>95%	>100%
<b>Strong Partnerships with early years facilities</b> - Number of delivered sport and physical activity opportunities to ERC early year establishments per academic year	#	<95%	>95%	>100%
<b>4. We improve our active infrastructure people and places</b> 				
<b>Support ERC development of spaces and places</b> - % of East Renfrewshire population who walk as reported by the Scottish Household survey per year	%	<95%	>95%	>100%
<b>ERCL Sports Leadership Academy</b> - Number of senior pupils who participate in the Senior Leadership Academy per academic year	#	<95%	>95%	>100%
<b>Capital Investments Support</b> - The delivery of a new Eastwood Park Leisure and the redevelopment of Neilston Leisure Centre by 2028	SMT	Ongoing		
<b>5.Support wellbeing and resilience in communities through physical activity and sport</b> 				
<b>Support NHS by providing community based interventio</b> - % of Live Active baseline appointment target met annually - Target 336	%	<95%	>95%	>100%
<b>Outdoors physical activity &amp; holiday programmes</b> - The number of children and young people participating in ERCL outdoor programmes and events per annum	#	<95%	>95%	>100%
<b>Support ER locality plans</b> - Inclusion of sport and physical activity within the planning and delivery of all Locality Plans	?	Ongoing		
<b>6.We improve opportunities to participate, progress and achieve in sport</b> 				
<b>Sport &amp; physical activity forum</b> - East Renfrewshire Sport and Physical Activity Forum up and running by 2024 (two meetings per annum)	#	<95%	>95%	>100%
<b>ERCL club accreditation scheme</b> - % of Community Sport Hub clubs that have gone through the ERCL Club Accreditation scheme annually	%	<95%	>95%	>100%
<b>Progressive pathways &amp; volunteering</b> - Number of engaged volunteers in Active Schools and Community Sports per academic year	#	<95%	>95%	>100%

## East Renfrewshire Culture & Leisure Limited

### Balanced Scorecard

#### Performance Against Prior Year

Performance		23/24	24/25	Var.
<b>1. Enable the Inactive to be active</b>				
Ageing Well Programme	#	450	410	-40
Support Children & young people	%	11%	10%	-1%
For your entertainment	#	84	82	-2
<b>2. Encourage and enable the active to be more active</b>				
Gold Schools of Sport	%	13%	68%	55%
Community Sports Hubs	%	50%	53%	3%
Active Schools - Girls Participation	%	47%	47%	0%
<b>3. We develop physical confidence and competence from the earliest age</b>				
Training & Development - early years & primary staff	#	38	17	-21
Achievement of developmental milestones	%	90.50%	91%	0.5%
Strong Partnerships with early years facilities	#	63	28	-35
<b>4. We improve our active infrastructure people and places</b>				
Support ERC development of spaces and places	%	81%	73%	-8%
ERCL Sports Leadership Academy	#	24	24	0
Capital Investments Support	SMT	Ongoing		
<b>5. Support wellbeing and resilience in communities through physical activity and sport</b>				
Support NHS by providing community based intervention	%	100%	105%	5%
Outdoors physical activity & holiday programmes	#	2420	6370	3,950
Support ER locality plans	SMT	Featured in P2G - ERC		
<b>6. We improve opportunities to participate, progress and achieve in sport</b>				
Sport & physical activity forum	SMT	Internal working group		
ERCL club accreditation scheme	%	63%	67%	4%
Progressive pathways & volunteering	#	236	356	120

## Performance Outcomes

### Outcome 1

Demand for physical activity support from older adults with a range of medical conditions continues to increase in line with the growing elderly population in East Renfrewshire.

However, there has been a reduction in the number of participants in the Aging Well programme from last year. This is due to Live Active patients being more intensively supported and therefore reaching independent physical activity earlier.

The For your entertainment (FYE) programme provides free at the point of access opportunities to culture and sport. Access demand for a range of sport and physical activity opportunities for vulnerable, care experienced and children from low income households continues and we will work with HSCP to support. However, due to changes in the HSCP Supporting People Framework, the number eligible for this has decreased.

### Outcome 2

Active Schools have supported East Renfrewshire schools in putting activities in place for the National School Sport Award.

East Renfrewshire schools have a higher percentage rate of award than any other authority area in Scotland and in some clusters all the primary schools and the secondary school have been awarded Gold status.

The national figure for Active Schools - Girls Participation in other authorities is 46%.

Although in East Renfrewshire we are higher than the national average we see this is a key area for growth and as such will we continue to focus on increasing girl's participation in sports and physical activity.

### Outcome 3

We are working in partnership with schools to provide a range of curricular and extracurricular activities that will help pupils develop fundamental sport and physical activity skills.

Training development and partnerships have decreased from 23/24. This is due to reduced staff capacity. However, we expect to see this improve in 25/26 now capacity issues are resolved.

Achievement of developmental milestones has improved slightly by 0.5% from 23/24, an area of focus looking ahead.

## East Renfrewshire Culture & Leisure Limited

### Balanced Scorecard

#### Outcome 4

The latest results from the Scottish Household Survey are from 2023. This provides data on the National Average for households who are walking, which is currently 71%.

The current figure for East Renfrewshire is 73%.

This is a reduction from 23/24, however, we will look to improve this figure now staff capacity issues are resolved.

Advancements in the Sports Leadership Academy include an SQA Leadership Award for all participant pupils and a partnership with Work ER to provide all participants with support for gaining a positive destination.

#### Outcome 5

The significant increase in outdoors physical activity and holiday programmes is driven by partnership with East Renfrewshire Soccer Development Association (ERSDA) and opening and programming at Cowan Park Tennis courts.

Exercise on Prescription has exceeded its targets and demand is increasing for specific support for people with medical conditions.

#### Outcome 6

An internal working group is monitoring the delivery of Sport & Physical Activity Strategy targets and activities.

Safeguarding training and support for staff, partners and local clubs is at the forefront of delivery and a high percentage of those involved in the delivery of sport in East Renfrewshire are trained in child and vulnerable adult protection.

The number of engaged volunteers in Active Schools and Community Sports is very high in East Renfrewshire and has increased. This current measure only includes engagement from August 24 to end of March 25.

BLANK PAGE



EAST RENFREWSHIRE COUNCILCABINET19 JUNE 2025REPORT BY DIRECTOR OF ENVIRONMENTLOVE TO RIDE – NEGOTIATED CONTRACT AWARD (HOMOLOGATED)**PURPOSE OF REPORT**

1. The purpose of this report is to homologate the decision taken by two Cabinet members in April 2024 to approve awarding of a negotiated contract to 'Love to Ride Ltd.' for the provision of the 'Ride365' programme.

**RECOMMENDATIONS**

2. It is recommended that Cabinet homologates the decision to award a negotiated contract to 'Love to Ride Ltd.' to provide the 'Ride365' programme.

**BACKGROUND**

3. A report was prepared for Cabinet in April to seek Cabinet approval to award a negotiated contract without call for competition, in relation to a direct bid to Love to Ride Ltd., for the provision of the 'Ride365' programme. Following cancellation of the April Cabinet, direct approval was sought from Elected Members with a view to homologating the report at a future Cabinet.

4. Approval was provided by Councillors O'Donnell and Devlin. As such, a contract for an initial 12 month period has been awarded in April 2025. The contract has the option to extend for a further 12 months, with a total contract value of up to £80,000 over the 2 years. The contract is fully funded by external grant funding, with no cost to the Council.

5. The Love to Ride, Ride365 programme, is an evidence based behaviour change programme, which aims to help people address their barriers to cycling, encourage more people to start cycling, and promote the use of existing cycling infrastructure within the local authority area.

6. The programme provides the Council with information on travel behaviour choices and barriers (via bespoke surveys of participants) and route comfort (via a 'rate my route' app), which can then be used to understand where support is required, such as improving cycling infrastructure integration, improving safety, and promoting social inclusion.

7. The Council first procured a trial of the Love to Ride, Ride365 programme, in December 2022, using funding from Paths for All's Smarter Choices, Smarter Places (SCSP) Local Authority fund.

8. Due to the take up and participation levels in the initial 4-month Ride365 programme, in terms of the total numbers of new user registrations and the groundwork that had been achieved in terms of engaging local groups and businesses, the programme was extended, using SCSP funding in 2023/24 and Strathclyde Partnership for Transport (SPT) People & Place Funding in 2024/25.

## REPORT

9. The proposed 2025/26 programme has been costed at £39,675 and consists of the following core elements:

- a) The East Renfrewshire Love to Ride website, which is an online cycling platform that unites new and existing riders within East Renfrewshire to discover the benefits of cycling. It provides an interactive online space where participants can create and join groups and clubs, which encourages cycling and provides participants with information to address barriers and improve their confidence on a bike;
- b) National Love to Ride campaigns, challenges, and promotions which provide fun and engaging challenges that users can participate in with the chance of winning prizes;
- c) A dedicated Engagement coordinator who will engage directly with residents and local businesses in East Renfrewshire in the Love to Ride program. This includes outreach and personal contact with local businesses, community groups and residents, through information events or attending community meetings;
- d) GPS Trip Data to understand where people are cycling and Rate My Route engagement programme, to encourage residents to use and rate new cycling infrastructure and collect user feedback on network gaps and barriers, to inform future investment.

10. Approval was provided to award a negotiated contract for a year, with an option to extend to a second year. This was sought as the cumulative spend with Love to Ride since 2022 will exceed the upper threshold approval value of £100k for a negotiated contract award. It is anticipated that this will cost approximately £80,000, if the option to extend into a second year is taken, with funding provided by SPT and Transport Scotland.

11. Love to Ride is the only provider that operates the UK's National biking encouragement programme. While other cycling incentive initiatives may exist, the National programme is only available through Love to Ride. Participating in the national programme ensures that residents, businesses, and employers in East Renfrewshire can engage in Cycle September and the National Bike Month Challenge, along with other regions and offices and colleagues across the UK. There is no alternative supplier capable of bringing the national programme to East Renfrewshire.

12. Additionally, no other provider can deliver the same national engagement model, ensuring consistent branding, behaviour change methodology, and seamless participation for national businesses and local residents alike. A direct award to Love to Ride will provide continuity in the relationships that have been developed by the dedicated Engagement Coordinator with, and between, local community groups and businesses.

### Impact of Love To Ride in East Renfrewshire To Date

13. Delivery of the Love to Ride project commenced in East Renfrewshire in 2022, over its first two years of delivery (2022/23 and 2023/24) there was an almost doubling of active participants. Across the project, East Renfrewshire's Active Riders have logged over 25,000 trips.

14. Over the last 12 months, there has been approximately 11,000 trips within the Love to Ride Project; with 44% of these being transport trips (trips to work, education, essential services, etc.). Transport trips have steadily increased throughout the duration of the Love To Ride Project, which suggests an embedded behavior change.

15. Initial estimates of the trips logged suggest that approximately 8,603kg of CO2 emissions have been saved by bike journeys under the Love to Ride project in East Renfrewshire. This is the equivalent to planting 344 trees.

16. Across the contract, it is hoped that the positive trends witnessed to date from the Love to Ride project continue. As such, there would be further increases in transport trips logged and to the number of trips logged generally. This in turn will have positive indirect impacts on East Renfrewshire's journey to Get To Zero by reducing the number of journeys taken by car, through encouragement for active travel, in addition to contributing to the health and well-being impact that cycling has.

### **FINANCE AND EFFICIENCY**

17. The total values of the previous negotiated contract awards are as follows:

- a) £23,202 for the 4 month period December 2022 to March 2023, funded by SCSP (awarded under Exemption ref. ERC000092);
- b) £49,720 for the 18 month period April 2023 to September 2024, funded by SCSP (April 2023 to March 2024) and SPT People & Place (April 2024 to September 2024) (awarded under Exemption ref. ERC000158); and
- c) £26,425 for the 6 month period October 2024 to March 2025, funded by SPT People & Place (awarded under Exemption ref. ERC000455).

18. The previous agreement with Love to Ride ended on 31st March 2025.

19. Based on the quote provided by Love to Ride for running the programme for the 2025/26 Financial Year (£39,675), it is estimated that a subsequent 12-month programme would cost around £40,000. It is therefore estimated that to continue the Love to Ride programme to the end of the 2026/27 financial year will cost up to £80,000. This would be subject to full funding via external grant funding being available with no cost to the council general revenue budgets.

### **PARTNERSHIP WORKING**

20. Love to Ride's dedicated Engagement Coordinator will work with local groups and businesses including but not limited to Active Schools, local bike shops and cycling projects, the Chamber of Commerce and Business Improvement Districts, and the Culture and Leisure Trust.

## IMPLICATIONS OF THE PROPOSALS

21. There are no new staffing, property, policy, IT, equalities or other implications at this point in time.

22. [An Equality Fairness & Rights Impact Assessment \(EFRIA\)](#) was completed as part of these proposals, and it was concluded that a full assessment is not required. The proposed service is an online cycling platform that participants sign up to voluntarily. It provides an interactive online space where participants can create and join groups and clubs, which encourages cycling and provides participants with information to address barriers and improve their confidence on a bike. Therefore, this does not affect anyone, including people with protected characteristics or impact on human rights or socio-economic inequalities.

23. [A climate change impact assessment \(CCIA\)](#) was completed to assess the Love to Ride - Ride365 programme impacts (positive and/or negative) on the environment and the 2045 net zero carbon emissions target. The CCIA indicated a likely increase in commuting by bike as a result of the Love to Ride Ride365 programme. This would have a small positive impact on community emissions as a result of the avoided vehicle journeys. No other climate change impacts (positive or negative) have been identified.

## CONCLUSIONS

24. Love to Ride has been a successful project since delivery started in 2022 with the numbers of active participants almost doubling between 2022/23 and 2023/24 and evidence of sustained behaviour change amongst participants. In continuing with the national programme, there is a consistent engagement model for residents, businesses and employers in East Renfrewshire that offers seamless participation at all levels from local to national campaigns.

25. By continuing to encourage cycling as part of an active lifestyle, Love to Ride offers a positive contribution to the Council's ambitions to Get To Zero. It is hoped that with continuation of the positive uptake trends, there will be continued building on the approximate 8,600kg of CO2 emissions saved by bike journeys under Love to Ride in East Renfrewshire. In assisting app users to address their barriers and concerns to cycling; Love to Ride helps to drive Active Travel uptake in East Renfrewshire.

## RECOMMENDATIONS

26. It is recommended that Cabinet homologates the decision to award a negotiated contract to 'Love to Ride Ltd.' to provide the 'Ride365' programme.

Director of Environment: Caitriona McAuley

Further details can be obtained from Kenny Markwick, Head of Operations on [Kenny.Markwick@eastrenfrewshire.gov.uk](mailto:Kenny.Markwick@eastrenfrewshire.gov.uk)

Report Author: Richard Hughes, Senior Sustainable & Community Travel Officer  
[Richard.Hughes@eastrenfrewshire.gov.uk](mailto:Richard.Hughes@eastrenfrewshire.gov.uk)

June 2025

EAST RENFREWSHIRE COUNCILCABINET19 JUNE 2025REPORT BY DIRECTOR OF ENVIRONMENTTHE EAST RENFREWSHIRE COUNCIL (B769 STEWARTON ROAD, B7087 CROOKFUR ROAD & C9 AURS ROAD, NEWTON MEARNES) (30MPH SPEED LIMIT) ORDER 2025)**PURPOSE OF REPORT**

1. The purpose of this report is for the Cabinet to consider the approval for changes to road speed limits on sections of the B769 Stewarton Road, B7087 Crookfur Road and C9 Aurs Road, Newton Mearns to improve road safety.

**RECOMMENDATIONS**

2. The Cabinet is asked to:
- a) note the contents of this report and approve the 'The East Renfrewshire Council, (B769 Stewarton Road, B7087 Crookfur Road & C9 Aurs Road, Newton Mearns) (30mph Speed Limit) Order 2025'; and
  - b) delegate to the Director of Environment the implementation of the Order in accordance with associated statutory procedures.

**BACKGROUND**

3. The B769 Stewarton Road, B7087 Crookfur Road and C9 Aurs Road, Newton Mearns are public roads within East Renfrewshire and recorded on the list of adopted roads under the duties conferred on the Council by the Roads (Scotland) Act 1984.

4. The stretch of the B769 Stewarton Road associated with this Order, which has a 40mph speed limit, was subject to a major upgrade in 2007/2008 to facilitate residential, retail and commercial development, with the carriageway realigned/widened and new junctions built. This has since become a main pedestrian route for accessing retail, public transport and educational establishments. Consequently, residents have expressed concerns regarding the speed of traffic.

5. The sections of road on the B7087 Crookfur Road and C9 Aurs Road, which are included within this order, also have 40mph speed limits, and have seen an increase in pedestrian traffic.

**REPORT**

6. The length of road affected by this proposal is approximately 2.4 kilometres (1.5 miles), and incorporated within these sections are 4 controlled pedestrian crossing facilities (including 1 traffic signal controlled junction with a 'green man' facility) and 5 roundabout junctions, which do not offer the benefit of a dedicated pedestrian crossing facility. As stated, the section of roads contained within the order have changed to become main pedestrian routes accessing

public transport, shops and schools. The proposed Order and Statement of Reason is included at [Appendix 1](#).

7. Traffic speed and volume data collected from a number of traffic surveys commissioned by the Council in recent years at various locations along the B769 Stewarton Road is shown in [Appendix 2](#).

8. The accident record of these roads for the 5 year period between 1/1/20 and 31/12/24 shows 6 reported injury collisions / accidents, which resulted in the following 7 casualties, 1 seriously injured and 6 slightly injured, ([See Appendix 3](#)).

9. The recent National Transport Strategy established a road user hierarchy: pedestrians then cyclists, then car occupants. Research confirms there is a direct correlation between collision frequency and severity and traffic speed.

10. Taking into account the nature and character of the road, a 30 mph speed limit is considered safer for all road users than the current 40 mph speed limit.

11. 'The Local Authorities' Traffic Orders (Procedure) (Scotland) Regulations 1999' sets out the statutory requirements for consultation. The Council has followed and met the procedural requirements.

## **FINANCE AND EFFICIENCY**

12. All financial implications associated with making the Traffic Regulation Order will come from the Road Safety Infrastructure Fund (RSIF).

13. By approving this proposed Order and on completion of the works involved implementing the reduced maximum permitted speed limit to 30mph for all vehicles travelling on these sections of road, there will be an immediate safety benefit offered to all road users.

## **CONSULTATION**

14. A statutory consultation on the proposed reduction to the speed limit was carried out from 27 February 2025 until 30 March 2025 in compliance with "The Local Authorities' Traffic Orders (Procedure) Scotland Regulations 1999 (and subsequent amendments)".

15. Emergency services and other organisations/persons likely to be affected by any provision in the Order, including Elected Members and Crookfur, Greenfarm & Mearns Village Community Council, were notified of the proposals by email. A Public Notice advising of the proposals was published in the 'Glasgow Evening Times' newspaper, and on the 'Tell Me Scotland' website, informing of the consultation and advising where a copy of the draft Order. This included a plan showing the extent of the road affected and where a Statement of Reason for making the Order, could be viewed and where any representations or objections to the proposals should be sent.

16. By the end of the statutory consultation 10 representations were received, 8 confirming support for the proposals, 1 maintained objection against the proposals and one representation which did not specify either way, ([See Appendix 4](#)).

17. It is considered that given what has already been provided in the Statement of Reason, nothing in the objection warranted further explanation or justification.

## **PARTNERSHIP WORKING**

18. The proposed Order involved partnership working between the Council and Police Scotland and through the statutory process of a formal public consultation.

## **IMPLICATIONS OF THE PROPOSALS**

19. By approving this Order there are no additional financial implications beyond changing speed limit signs.

20. There will be no staffing, property, legal, IT, State Aid, or equality implications arising from the proposals.

21. The introduction of reduced speed limits on these roads will bring environmental benefit from reduced vehicle emissions, while also providing encouraging a greater uptake of active travel in the local area.

## **CONCLUSIONS**

22. 'The East Renfrewshire Council, (B769 Stewarton Road, B7087 Crookfur Road & C9 Aurs Road, Newton Mearns) (30mph Speed Limit) Order 2025', if approved and introduced, will:

- implement a reduced speed limit applicable to all road vehicle users in order to address speeding and safety concerns in this busy urban area transport corridor;
- promote safe travel thus contributing to a potential reduction in accident casualties; and,
- reduce vehicle emissions and encourage active travel.

23. It is concluded that the Cabinet should approve and authorise the making of the Order.

## **RECOMMENDATIONS**

24. The Cabinet is asked to:

- a) note the contents of this report and approve 'The East Renfrewshire Council, (B769 Stewarton Road, B7087 Crookfur Road & C9 Aurs Road, Newton Mearns) (30mph Speed Limit) Order 2025'; and
- b) delegate to the Director of Environment the implementation of the Order in accordance with associated statutory procedures.

Director of Environment

For further information contact: John Marley, Principal Traffic Officer  
[John.Marley@eastrenfrewshire.gov.uk](mailto:John.Marley@eastrenfrewshire.gov.uk)

Report prepared by Pat Doherty, Senior Traffic Officer,  
Email address: [Patrick.Doherty@eastrenfrewshire.gov.uk](mailto:Patrick.Doherty@eastrenfrewshire.gov.uk).

May 2025

BLANK PAGE



## APPENDIX 1

### PROPOSED ORDER

**THE EAST RENFREWSHIRE COUNCIL  
(B769 STEWARTON ROAD, B7087 CROOKFUR ROAD  
& C9 AURS ROAD, NEWTON MEARNES)  
(30MPH SPEED LIMIT)  
ORDER 2025**

The East Renfrewshire Council, in exercise of the powers conferred on them by Section 84 and Part IV of Schedule 9 to of the Road Traffic Regulation Act 1984 ("the Act") and of all other enabling powers, and after consultation with the Chief Constable of Police Scotland in accordance with Part III of Schedule 9 to the Act, hereby propose to make the following Order:

1. This Order may be cited as 'The East Renfrewshire Council, (B769 Stewarton Road, B7087 Crookfur Road & C9 Aurs Road, Newton Mearns) (30mph Speed Limit) Order 2025' and shall come into operation on (date to be advised).
2. In this Order the following expressions have the meanings hereby assigned to them:  

"Motor vehicle" unless the context otherwise requires, means a mechanically propelled vehicle intended or adapted for use on roads.
3. No person shall drive any motor vehicle at a speed exceeding 30mph on the length of road specified in Schedule 1 to this Order.
4. The Orders listed in Schedule 2 Part 1 to this Order are hereby revoked;
5. The Order in Schedule 2 Part 2 to this Order is hereby varied as set out in Schedule 2 part 2.
6. The Order will apply only when such a restriction is identified as applying to that road by means of the display of appropriate traffic signs as prescribed by the Traffic Signs Regulations and General Directions (TSRGD) 2016.
7. This Order shall have effect subject to the following variation of any other existing orders:  

The provisions of any existing orders, whether made or having effect as if made under the Road Traffic Regulation Act 1984 as amended or under any other enactment, are hereby varied to the extent that the provisions are inconsistent with this Order.
8. Given under the seal of The East Renfrewshire Council and signed for them and on their behalf by Gerard James Mahon, Chief Officer (Legal and Procurement) and duly Authorised Signatory together at Giffnock on the (date to be advised).

Signed: .....

**SCHEDULE 1****30 MPH SPEED LIMIT**

- (i) That section of the B769 Stewarton Road from a point 30 metres or thereby north of the northern kerb line of Witchwood Grove, to and including the Westacres Roundabout junction with the C9 Aurs Road/C9 Barrhead Road, a distance of 1,675 metres or thereby.
- (ii) That section of the C9 Aurs Road from the inscribed circle of the Westacres Roundabout junction with the B769 Stewarton Road and the C9 Barrhead Road, and a point 15 metres or thereby northwest of its junction with the B769 Stewarton Road, a distance of 310 metres or thereby.
- (iii) That section of the B769 Stewarton Road between its northern junction with C9 Aurs Road, and a point of 60 metres or thereby northeast of its junction with Fingalton Road, where the existing 40mph/national speed limit commences/terminates.
- (iv) That section of the B7087 Crookfur Road between a point 30 metres or thereby west of the inscribed circle of the roundabout junction with South Greenlaw Way/Greenlaw Place and a point 30 metres or thereby east of the inscribed circle of the roundabout junction with the B769 Stewarton Road where the existing 40mph/30mph limit commences/terminates, a distance of 250 metres or thereby.

SCHEDULE 2

**ORDERS TO BE REVOKED**

Part 1

Orders to be revoked in FULL

- (i) The East Renfrewshire Council (The B769 Dodside Road (South) Realignment, the Combined B769 Dodside Road and C9 Barrhead Road Realignment, C9 Aurs Road Realignment, Newton Mearns) (40 mph Speed Limit) Order 1998.
- (ii) The Strathclyde Regional Council (Stewarton Road (B769), Crookfur) (Extension of 40mph Speed Limit) Order 1995

Part 2

Orders to be varied in PART

- (iii) The-Strathclyde Regional Council (Stewarton Road, Crookfur) (40mph Speed Limit (No. 5)  
Order 1980 is varied so that the extent of Stewarton Road subject to the 40mph speed limit is reduced with the following wording deleted:

*“Length of Road in the Region of Strathclyde*

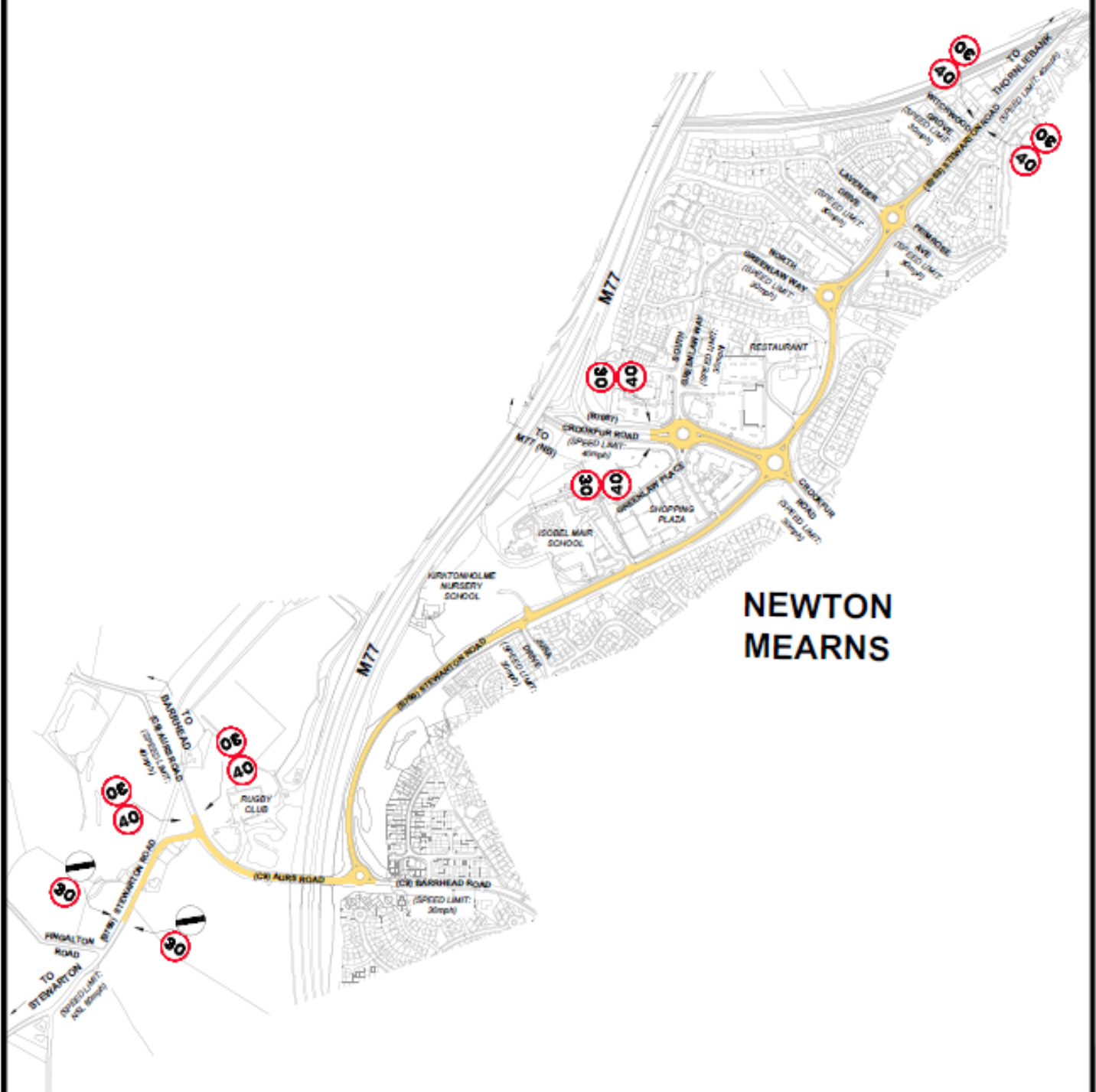
*That length of B769 Stewarton Road, Crookfur which extends from a point 110 metres south-west of its junction with the unclassified road leading to Deaconsbank Golf Club south-westwards to a point 5 metres south-west of the south kerbline of Crookfur Road, a distance of 2,050 metres or thereby”*

And the following wording substituted therefor:

*“Length of Road in East Renfrewshire*

*That length or B769 Stewarton Road, Crookfur which extends from a point 20 metres or thereby southwest of its junction with Invergarry Road, south-westwards to a point 30 metres or thereby northeast of the north-eastern kerb line of Witchwood Grove, a distance of 1,330 metres or thereby.”*


B769 Stewarton Road, B7087 Crookfur Road  
& C9 Aurs Road, Newton Means  
30mph Speed Limit




**NEWTON  
MEARNS**

ERC Licence No. (c) Crown Copyright. 100023382 2025

#### Drawing Info.

 30mph SPEED LIMIT - (REDUCED FROM LIMIT 40mph)

 TERMINAL SIGNS (APPROX LOCATIONS)

TSD02 (Diag. 670 / 671)

**EAST RENFREWSHIRE COUNCIL - ENVIRONMENT DEPARTMENT**  
Roads Service - 2 Splersbridge Way, Splersbridge Business Park, Thomlebank, G46 8NG

**Drawing Title**  
The East Renfrewshire Council  
(B769 Stewarton Road, B7087 Crookfur Road  
& C9 Aurs Road) (30mph Speed Limit) Order  
2025

**Date**  
APR 2025

**Scale**  
Not to scale

**Drawn By**  
EN-58-40-342 - PROPOSED

**Rev.**  
-

**Drawn By**  
PAD

**File Ref.**  
EN-58-40-342

**Checked By**



# **45 STATEMENT OF REASON**

## **THE EAST RENFREWSHIRE COUNCIL (B769 STEWARTON ROAD, B7087 CROOKFUR ROAD & C9 AURS ROAD, NEWTON MEARNES) (30MPH SPEED LIMIT) ORDER 2025**

This proposal relates to the following sections of road:

- (i) That section of the B769 Stewarton Road from a point 30 metres or thereby north of the northern kerb line of Witchwood Grove, to and including the Westacres Roundabout junction with the C9 Aurs Road/C9 Barrhead Road, a distance of 1,675 metres or thereby.
- (ii) That section of the C9 Aurs Road from the inscribed circle of the Westacres Roundabout junction with the B769 Stewarton Road and the C9 Barrhead Road, and a point 15 metres or thereby northwest of its junction with the B769 Stewarton Road, a distance of 310 metres or thereby.
- (iii) That section of the B769 Stewarton Road between its northern junction with C9 Aurs Road, and a point of 60 metres or thereby northeast of its junction with Fingalton Road, where the existing 40mph/national speed limit commences/terminates, a distance of 200 metres or thereby.
- (iv) That section of the B7087 Crookfur Road between a point 30 metres or thereby west of the inscribed circle of the roundabout junction with South Greenlaw Way/Greenlaw Place and a point 30 metres or thereby east of the inscribed circle of the roundabout junction with the B769 Stewarton Road where the existing 40mph/30mph limit commences/terminates, a distance of 250 metres or thereby.

This stretch of the B769 Stewarton Road was subjected to a major upgrade in 2007/2008, primarily to facilitate proposed commercial, retail and light industrial developments. The carriageway was realigned/widened and new junctions/accesses were built. However, following the completion of this project, an appeal to overturn the planning consent for the adjacent land (known as Crookfur) was successful and permission was granted for residential development to the west of Stewarton Road/north of Crookfur Road. Approximately 100 homes have subsequently been built in this area, in addition to a mix of other facilities such as a special educational needs school, retail, hospitality and office space. As a consequence of this development, the usage of Stewarton Road and Crookfur Road is significantly different from that which was originally planned for and residents have expressed their concerns regarding the speed of traffic, especially when walking to/from the local schools – in addition to the SEN school there are also 2 primaries and a secondary within walking distance, i.e. 1 kilometre.

The most recent surveys commissioned by the Council show that both roads carry in excess of 12,000 vehicles per day. The safety record of these 2 stretches of road for the 5 year period 2018-2022 inclusive is 6 collisions which resulted in the following casualties, 1 seriously injured and 6 slightly injured.

East Renfrewshire Council notes that the type of development adjacent to these 2 roads and the usage of the roads are both very different to that which was originally designed for. Although the Council has installed a pedestrian crossing on Crookfur Road, a pedestrian crossing on Stewarton Road and has widened the footway on the east side of Stewarton Road, it is felt that the current speed limit of 40mph is not appropriate through what has become a residential area. The recent National Transport Strategy established a road user hierarchy: pedestrians then cyclists, then car occupants.

Research confirms there is a direct correlation between collision frequency and severity and traffic speed. In addition, national policy is to introduce 20mph limits in residential areas and the streets which take access from these roads may be considered appropriate for the introduction of 20mph limits given their residential amenity.

There are many pedestrian trip attractors and generators in the area including schools/nurseries, care homes, bus stops, train station, shops, restaurants & businesses and it is known that the severity of injury rises exponentially relative to the speed of the vehicle involved.

Taking into account the safety of road users, and consistent with the speed limit of 30mph which applies more generally to urban roads, a 30 mile per hour speed limit is considered more appropriate and more safe for all pedestrian and cycle users as well as for vehicular traffic than the present 40 mph speed limit.

This proposed speed limit change would achieve consistency with other roads in East Renfrewshire and adjoining authority areas which operate at a 30mph speed limit, improve safety for all classes of user (especially the more vulnerable) and would make travel along these roads generally more comfortable/convenient, with a negligible time penalty for motorised travellers.

# 47 APPENDIX 2

## **B769 STEWARTON ROAD, NEWTON MEARNS**

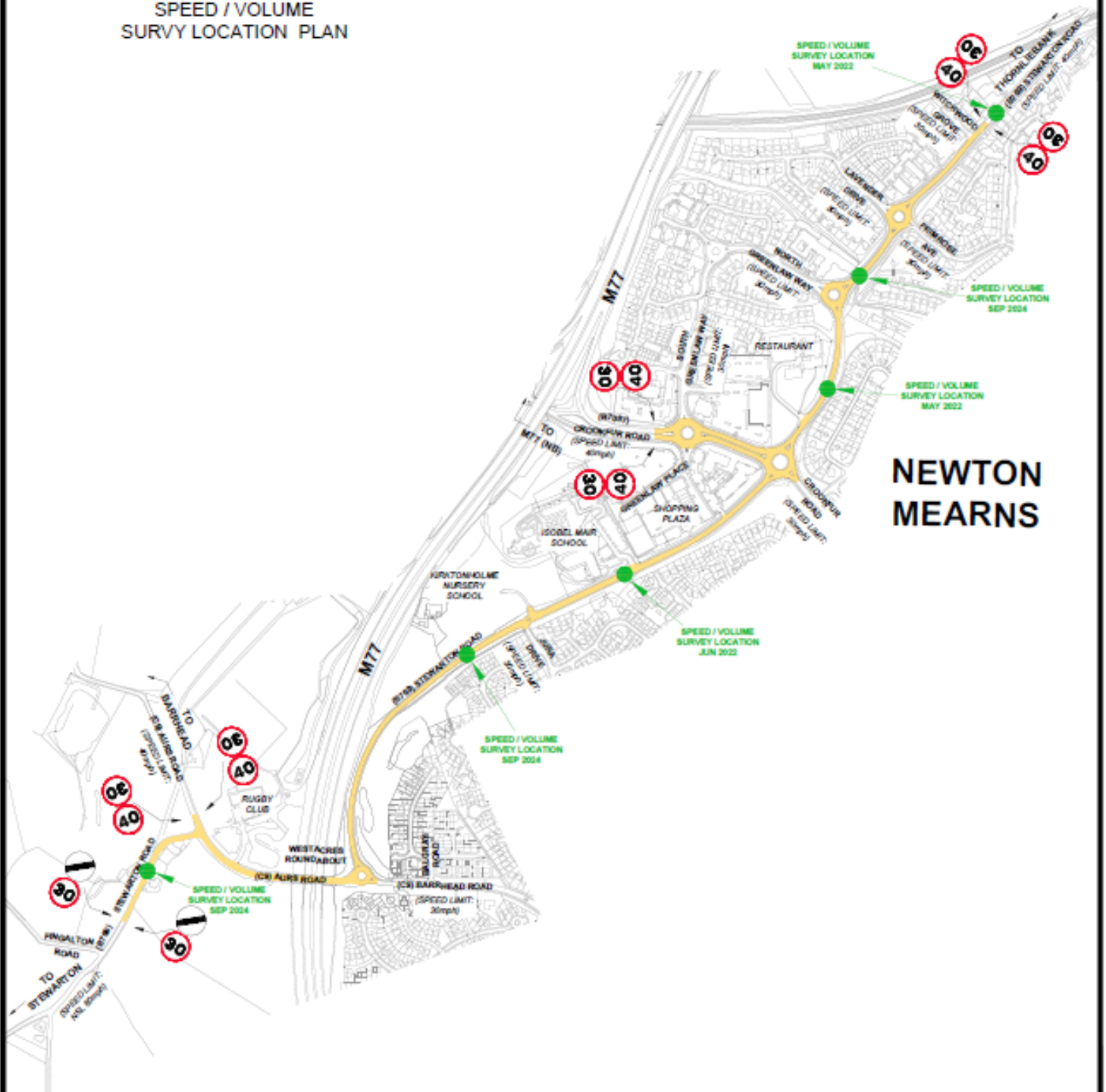
### SPEED / VOLUME SURVEY DATA

Location	Date	Direction	Average Speed (mph)	85 <sup>th</sup> ile Speed (mph)	Daily Flow vehicles
Stewarton Road Approx. 50m north of Witchwood Grove	May 2022	Northbound	37.0	41.7	3521
		Southbound	37.1	41.3	3690
Stewarton Road Approx. 100m north of roundabout at Lavender Drive and Primrose Avenue	Sep 2024	Northbound	31.0	35.0	3366
		Southbound	30.6	34.5	3276
Stewarton Road Between B7087 & North Greenlaw Way Roundabouts	May 2022	Northbound	32.8	36.4	4169
		Southbound	31.9	35.8	4107
Stewarton Road At Isobel Mair School Access	Jun 2022	Northbound	35.4	40.2	6493
		Southbound	34.6	39.4	6618
Stewarton Road Approx. 100m south of junction with Jura Drive	Sep 2024	Northbound	37.3	41.4	4772
		Southbound	36.6	40.8	4590
Stewarton Road Approx. 100m from junction with Aurs Road	Sep 2024	Northbound	28.9	32.9	1204
		Southbound	27.4	31.3	1355

# 48 SPEED / VOLUME SURVEY LOCATION PLAN




B769 Stewarton Road, B7087 Crookfur Road  
& C9 Aurs Road, Newton Mearns  
Proposed 30mph Speed Limit Order

## SPEED / VOLUME SURVEY LOCATION PLAN



ERC Licence No. (c) Crown Copyright. 100023382 2025

### Drawing Info.

-  PROPOSED 30mph SPEED LIMIT - (CURRENT LIMIT 40mph)
-  TERMINAL SIGNS (APPROX LOCATIONS)  
TSRD (Diag. 670 / 671)
-  SPEED / VOLUME SURVEY LOCATIONS

EAST RENFREWSHIRE COUNCIL - ENVIRONMENT DEPARTMENT  
Roads Service - 2 Spicersbridge Way, Spicersbridge Business Park, Thornliebank, G46 8NG

**Drawing Title**  
The East Renfrewshire Council  
(B769 Stewarton Road, B7087 Crookfur Road  
& C9 Aurs Road) (30mph Speed Limit)  
Order 20xx

**Date** JAN 2025  
**Scale** Not to scale

**Draw No.** EN-58-40-342 - PROPOSED

**Rev.** -

**Draw By** PAD

**File Ref.** EN-58-40-342

**Checked By**





## **B769 STEWARTON ROAD, B7087 CROOKFUR ROAD & C9 AURS ROAD, NEWTON MEARNES**

### **SUMMARY OF RECORDED ACCIDENTS**

The period for this accident study was the five year period between 1/1/20 and 31/12/24.

For the length of the B769 Stewarton Road between a point 35m or thereby northeast of Witchwood Grove & a point 60m or thereby northeast of Fingalton Road (Including the link of the C9 Aurs Road between Stewarton/ Dodside Road at the rugby club) there has been:-

6 reported injury collisions/ accidents [1 Serious (Se) and 5 Slight injury (Si)] resulting in 1 seriously injured and 6 slightly injured casualties.

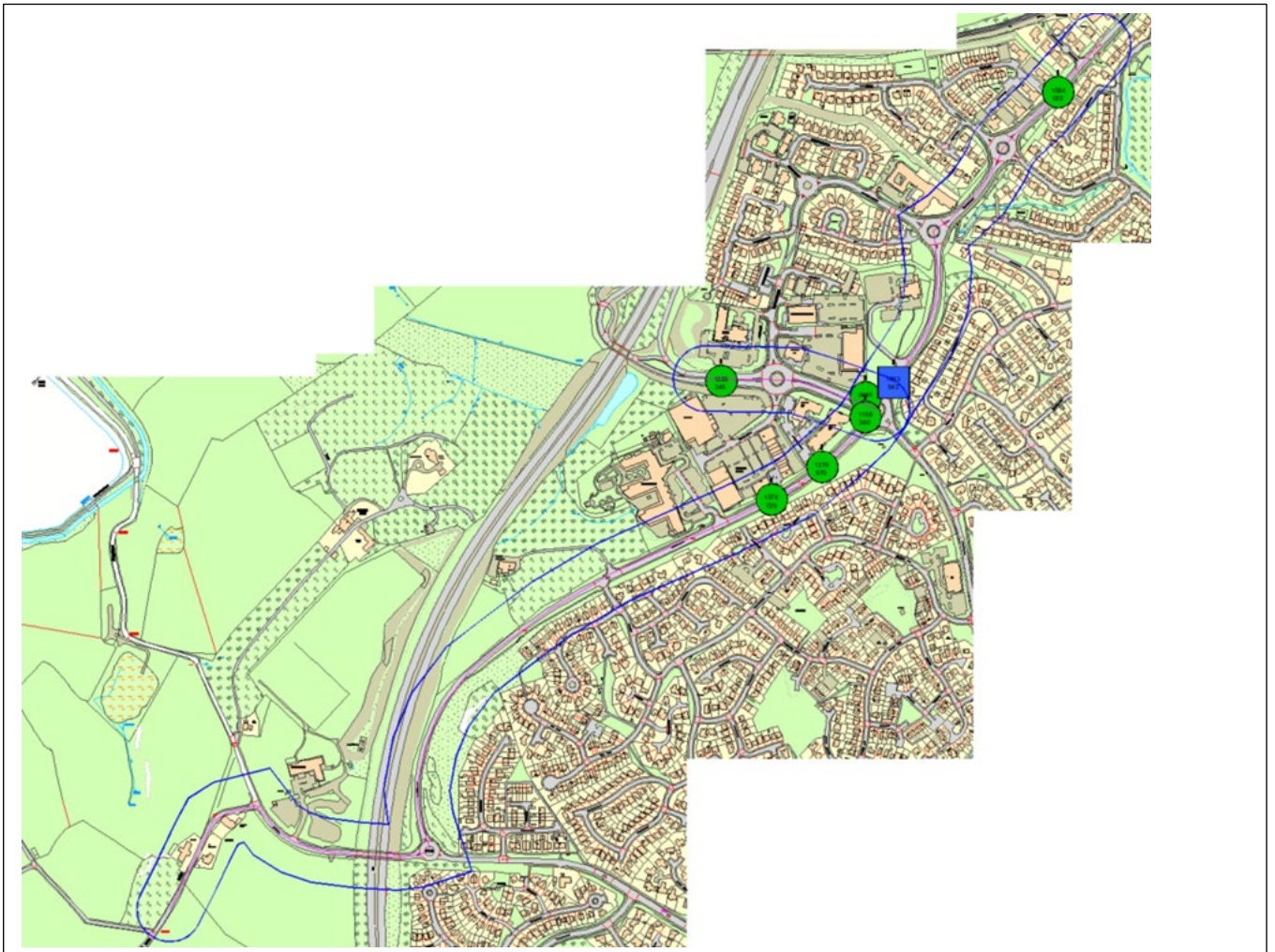
Four of the collisions involved car v car; one involved car v pedal cyclist and one involved a single motorcyclist (Se).

The location of these collisions are shown on the sketch below.

The 7 casualties were 4 drivers (3 Si & 1 Se (Motor cyclist)), 2 passengers (both Si) and 1 pedal cyclist (Si).

For additional information, two further slight injury collisions were recorded just out with the study area at the junction of the B769 Stewarton Road/ Dodside Road with Fingalton Road.

For the length of the B7087 Crookfur Road between its junction with Stewarton Road and just west of Greenlaw Way there was a further slight injury collision (car v car v car) resulting in a further single slightly injured casualty.



## 50 APPENDIX 4

### B769 STEWARTON ROAD, B7087 CROOKFUR ROAD & C9 AURS ROAD, NEWTON MEARNs

#### SUMMARY OF REPRESENTATIONS / OBJECTIONS

TYPE	RECEIVED	REPRESENTATION MADE OR GROUNDS ON WHICH OBJECTION IS MADE	Roads Service comments	OBJECTION MAINTAINED OR WITHDRAWN
<b>SUPPORT</b>	28 Feb 2025 VIA EMAIL	QUOTE: “I agree with this as live at eagle avenue G77 6WN and the road can be too dangerous and speeding cars at night.”	N/A	N/A
<b>SUPPORT</b>	28 Feb 2025 VIA EMAIL	QUOTE; “There is a blind summit to the WSW of Jura Drive and, even at the 40mph speed limit on the Stewarton Road, cars pulling out have very little warning of a car coming over the blind summit.” “As a pedestrian I often cross the road with my dog between Jura Drive and the roundabout that leads to the bridge over the M77. When traffic is heavy it is very difficult to cross when the traffic is travelling at 40mph.”	N/A	N/A
<b>SUPPORT</b>	28 Feb 2025 VIA EMAIL	QUOTE: “- reduction of speed over Stewarton road is much needed and cars often travels in high speed putting children and dogs at risk due to the proximity to the road.”	N/A	N/A
<b>SUPPORT</b>	28 Feb 2025 VIA EMAIL	QUOTE: “I wanted to write in support of the speed reduction of 40mph to 30mph on Stewarton Road. We just moved to ( <i>Address supplied</i> ) and I was really surprised that cars were travelling so fast, when there are so many kids and pets nearby”	N/A	N/A
<b>SUPPORT</b>	3 Mar 2025 VIA EMAIL	Supports reducing the speed limit from 40mph to 30mph for various road safety reasons, as cited in the Statement of Reason for proposing the Order.	N/A	N/A

<b>SUPPORT</b>	3 Mar 2025 VIA EMAIL	<p>QUOTE:</p> <p>"This will only make conditions safer for all road users including motorists, pedestrians, cyclists, and local residents alike."</p> <p>"Families are often cycling or walking or running with children. Pedestrian safety is of utmost importance."</p>	N/A	N/A
<b>OBJECTION</b>	3 Mar 2025 VIA EMAIL	<p>QUOTE:</p> <p>"I wish to object to the proposed reduction to the speed limit on Stewarton Road from 40 MPH to 30 MPH.</p> <p>As I am a resident who lives in one of the relatively new developments on Stewarton Road I completely disagree with the reference made by my Councillor to 'unsafe conditions for pedestrians' on this road. In the last 18 months safety measures carried out on Stewarton Road include extensive work to significantly widen all the pavements and also the recent additional of some calming measures on this road. The many roundabouts on this road also act as a calming measure for cars.</p> <p>I would also add that as a local resident I travel up and down Stewarton Road on a daily basis. I am not aware of any incidents relating to drivers on this road involving pedestrians throughout the past 9 years I have lived at my current address. What is the justification for this proposed change?"</p>	The Statement of Reason explains the justification for the proposals.	<b>OBJECTION MAINTAINED</b>
<b>REPRESENTATION</b>	4 Mar 2025 VIA EMAIL	<p>QUOTE:</p> <p>"With reference to the above relating to proposed amendments to the speed limit on Stewarton Road and various connected carriageways I would suggest that the issue isn't the speed limit as it stands at 40mph but the number of people that for whatever reason ignore it.</p> <p>As a resident of Deaconsbank Crescent facing the Stewarton Road there are a small number of people who regularly speed along this section often in vehicles with very loud exhausts deliberately tuned to cause "backfires" on the over-run. These anti-social individuals will no more adhere to the 30mph limit than they do to the existing restriction which suggests that in as much as it will fail to have the desired effect of reducing speeding the expenditure of tax payers money is unjustified. I would refer you to the Facebook page for the Newton Mearns Community to see the comments such as "No one drives at 30 at AYR Road!" (sic).</p> <p>The vast majority of people drive appropriately and safely."</p>	N/A	N/A

SUPPORT	22 Mar 2025 VIA EMAIL	<p>QUOTE:</p> <p>"I wish to support wholeheartedly the proposed reduction in the speed limit on Stewarton Road, as outlined, from 40 to 30 MPH.</p> <p>Too many vehicles travel at speed on this section, barely slowing down as they approach roundabouts. There has even been evidence occasionally of tyre tracks on the gravel of said roundabouts. To my knowledge there has already been one head- on collision on the section between Primrose Avenue &amp; Capelrig Road.</p> <p>With all the additional housing in recent years there are many more children walking to school so for this reason too the speed limit should be restricted. This is a built up area so the speed limit should be a maximum of 30.</p> <p>I find that emerging from Primrose Avenue to join Stewarton Rd can also be tricky. On many occasions I have had to apply my footbrake quickly as a car has been approaching far too fast &amp; not slowed down. The overhanging foliage to my right adds to this problem.</p> <p>I would urge East Renfrewshire Council to heed local objections &amp; take the necessary action to reduce the speed limit from 40 to 30 MPH."</p>	N/A	N/A
SUPPORT	22 Mar 2025 VIA EMAIL	<p>QUOTE:</p> <p>"I refer to the above proposal &amp; have no hesitation in giving it my full support.</p> <p>We have resided in (<i>Address supplied</i>) since 2013 &amp; during that time have noticed that there has been a significant increase in road traffic largely due to the continuing housing expansion in the wider area.</p> <p>I am aware of at least one vehicle collision directly behind our house &amp; there have been other near-misses to my knowledge.</p> <p>It is quite clear from the noise of a number of accelerating vehicles that little or no heed is paid to the current speed limit. Motor cycles are also big offenders.</p> <p>I did email the Council some years ago on this subject but was told that it was a safe road. Time moves on &amp; many more vehicles including buses are now regular road users.</p>	N/A	N/A

		<p>Given the number of households with children there is a frightening potential for accidents &amp; fatalities.</p> <p>There have also been instances of vehicles arriving at roundabouts far too quickly &amp; having to take avoiding action by driving over the roundabout. The car wheel marks have been easy to see!</p> <p>In my opinion the proposed reduction cannot be implemented too soon.”</p>		
--	--	---	--	--

BLANK PAGE