

**Corporate and Community Services Department**

Council Headquarters, Eastwood Park, Giffnock, East Renfrewshire, G46 6UG

Phone: 0141 577 3000 Fax: 0141 577 3129

website: [www.eastrenfrewshire.gov.uk](http://www.eastrenfrewshire.gov.uk)

Date: 13 September 2019

When calling please ask for: Paul O'Neil (Tel. No 0141-577-3011)

e-mail: [paul.o'neil@eastrenfrewshire.gov.uk](mailto:paul.o'neil@eastrenfrewshire.gov.uk)

TO: Councillors C Merrick (Chair); P O'Kane (Vice Chair); C Bamforth; T Buchanan; D Devlin; B Grant; A Lafferty; and S Miller.

**CABINET (POLICE & FIRE)**

A meeting of the Cabinet (Police and Fire) will be held in the Council Chamber, East Renfrewshire Council Headquarters, Eastwood Park, Giffnock on **Thursday, 19 September 2019 at 10.00am.**

The agenda of business is as shown below.

**Caroline Innes**

C INNES

DEPUTY CHIEF EXECUTIVE

**AGENDA**

1. Report apologies for absence.
2. Declarations of Interest.
3. Police Scotland - Performance Report for the First Quarter of 2019/20 - Report by Divisional Commander (copy attached, pages 3 - 4).
4. Scottish Fire and Rescue Service (SFRS) - Performance Report for First Quarter of 2019/20 – Report by Local Senior Officer (copy attached, pages 5 - 16).

**This document can be explained to you in other languages and can be provided in alternative formats such as large print and Braille. For further information, please contact Customer First on 0141 577 3001 or email [customerservices@eastrenfrewshire.gov.uk](mailto:customerservices@eastrenfrewshire.gov.uk)**

BLANK PAGE

## Introduction



Having spent the past 2 years as the Divisional Commander of Argyll and West Dunbartonshire Division, I recently returned to Greater Glasgow Division. Having commenced my policing career here, in Easterhouse in 1991, I am proud to be able to say that I have now worked at every uniform rank in Greater Glasgow. I am delighted to be back and I look forward to working with our partners to keep people safe in East Renfrewshire

I would also like to pay tribute to my predecessor, Chief Supt Brian McNulty, who has served as the Divisional Commander here with distinction since March 2016, an exceptional and effective leader. I know that he was extremely proud to be the Greater Glasgow Commander and he always speaks highly of the hard work and commitment provided by our staff and partners who work here.

## Violent Crime



There has been a decrease in serious assaults - 11 compared to 14 during the same period last year and there has not been a single robbery reported in the first quarter of 2019.



**Crimes of Violence**



Reducing and preventing violent crime remains a key priority. Overall there has been a reduction in serious or 'Group 1' violent crimes however disappointingly, there has been a significant increase in common assaults. Because of the higher incidence of these crimes this has resulted in an overall increase in crimes of violence in the first quarter of this year compared to last year's figures.

**Local Policing Priority – Violent Crime**

**National Policing Priority – Violence, Disorder & Antisocial Behaviour**

**Fairer East Ren Plan—Reducing social isolation, loneliness & increasing safety**

A number of assaults take place between partners or former partners and we remain focused on dealing quickly and effectively with incidents of domestic abuse. Compared to the same period last year, the number of domestic abuse crimes has increased from 58 to 72 and there has been a slight reduction in detection rates. However, the number of reported incidents has reduced from 133 to 129. As you can see, the number of crimes recorded as a result of these incidents is up. This is perhaps indicative of the increasing willingness of individuals to report domestic abuse crimes to us and the enhanced training that officers have received in handling reports of this nature.

## East Renfrewshire Local Policing Plan (2017-2020) Quarterly Report (Q1 — 2019/20)

### Acquisitive Crime

**Number of Crimes**



**Homes Being Broken Into**

Over the first quarter of this year, there have been 5 less domestic housebreakings compared to last year's figures, and a reduction of almost 50% compared to the 5 year average.

**Detection Rate**



**Local Policing Priority – Homes Being Broken Into**

**National Policing Priority – Acquisitive Crime**

Detecting those responsible for housebreaking can be difficult and protracted however, with the skills of officers carrying out door to door enquiries, capturing CCTV evidence and receiving support from our specialist teams, we have enhanced our ability to detect those responsible for these crimes.

Prevention is always preferred to detection and in the first quarter officers from our divisional Safer Communities Department have attended a variety of community events and have provided home security advice. Additionally, local officers have carried out a number of high profile road checks across the Local Authority. Large numbers of vehicles have been stopped and drivers spoken with. This proactivity appears to have contributed to an overall reduction in the number of homes being broken into.

### Public Protection

**Local Policing Priority – Child Abuse Including Child Sexual Exploitation**



In the first quarter of 2019, there has continued to be an increase in the reporting of sexual crimes with 40 victims having come forward compared to 26 last year. This reflects a national trend which is partly due to victims having the confidence to come forward and report ongoing and historical incidents. Specialist officers continue to deal with these investigations which are invariably lengthy and complex.



We continue to work with Home Office Immigration Enforcement to identify people who may have been subject to exploitation or Human Trafficking. Our Public Protection Unit are currently investigating the circumstances surrounding two young Vietnamese females who were traced in the Giffnock area.

## Antisocial Behaviour & Disorder

**ASB Calls to Police**



Antisocial behaviour remains a community priority and we continue to focus efforts on preventing disorder. In the first quarter of this year there have been 102 fewer calls made to the Police about antisocial behaviour compared to last year. Crimes of vandalism are also down by 31 which is positive.

**Vandalism**



**Local Policing Priority – Antisocial behaviour and disorder**

**National Policing Priority – Violence, disorder and antisocial behaviour**

**Fairer East Ren Plan—Reducing social isolation, loneliness and increasing safety**

During the Easter school holidays, we ran a youth disorder action plan with colleagues from British Transport Police. This focused on large groups of youths who were using the rail network to travel about the area and cause disorder on the trains and the vicinity of the stations that they were getting on and off from. By sharing information and intelligence, we were able to engage with groups, identify the main perpetrators and prevent disorder occurring.

In June, we also worked closely with the local authority's Community Safety Department to deploy resources at 'hot-spot' locations during the '6<sup>th</sup> Year Muck Up Day'. This day had caused issues in the past and as expected, numerous reports of antisocial behaviour were received throughout the day. However, by working together, sharing information, and tasking resources appropriately, we were able to respond quickly and effectively to these reports and prevent any escalation.

## Drug Dealing & Misuse

**Local Policing Priority – Drug Dealing & Misuse**

**National Policing Priority – Protecting People At Risk of Harm**



There has been continued proactivity in the first quarter of 2019 with a variety of controlled drugs being seized and several key arrests being made. The number of cases submitted to the Procurator Fiscal for persons involved in the supply, production and cultivation of drugs has decreased from 13 to 7 compared to the same period last year. However, the number of warrants executed has remained the same. In many cases the quantities of drugs recovered during these searches has resulted in possession charges. This emphasises the importance of members of the public reporting persons that they suspect of being involved in the supply of controlled drugs either directly to us or via Crimestoppers.

**DOMESTIC ABUSE (SCOTLAND) ACT 2018**

**Local Policing Priority – Violent Crime**

We continue to robustly apply the new Disclosure Scheme for Domestic Abuse Scotland legislation and a number of offenders have been reported to COPFS under the terms of the new act. Training and awareness raising is ongoing and positive feedback is being provided by officers and members of the public regarding the provisions of the new act. The first conviction in respect of the new Domestic Abuse Scotland Act occurred in May 2019 and related to a conviction in respect of a crime based in Greater Glasgow Division.

**TACKLING ACQUISITIVE CRIME**

**Local Policing Priority – Homes Being Broken Into**  
**National Policing Priority – Acquisitive Crime**

In April, witness and CCTV evidence was secured by officers who initially attended housebreakings in the Newton Mearns and Thornliebank areas. By carrying out diligent enquiry, a vehicle involved in these housebreakings was linked and two men were subsequently identified as being responsible for a number of similar crimes across the area. A report was submitted to the Procurator Fiscal and warrants were issued for the arrest of these individuals.

**SIGNIFICANT DRUG SEIZURES**

**Local Policing Priority – Drugs Dealing and Misuse**

In May, officers from our Divisional Proactive Unit searched an address in the Barrhead area and recovered over 27 kilograms of herbal cannabis and a large quantity of cannabis plants. This was a substantial recovery of drugs and five males appeared in court the following day and await trial in respect of this incident.

Another search warrant was executed in the Neilston area later in May and a quantity of cocaine and over £6000 in cash was recovered. This was seized under Proceeds of Crime legislation and a report was submitted to the Procurator Fiscal.

Local Problem Solving Team officers have also executed several search warrants at addresses across East Renfrewshire. Quantities of controlled drugs, which included cannabis and heroin were seized and reports have been submitted to the Procurator Fiscal. We have also shared information regarding house searches with ERC's Housing Department who were able to secure another eviction decree for a tenant that was dealing drugs. Our Campus Police Officers continue to deliver presentations to school pupils on the dangers associated with the misuse of drugs.

**PUBLIC PROTECTION**

**Local Policing Priority – Child abuse and child sexual exploitation**  
**Local Policing Priority – Violent Crime**  
**National Policing Priority – Protecting People At Risk of Harm**

In June, local officers received an input on the 'Safe and Together' programme. This course enhanced their awareness of key issues in respect of dealing with domestic abuse cases where there were children present and the impact that witnessing this type of behavior may have on them. All of the officers who attended the input stated that they found it beneficial.

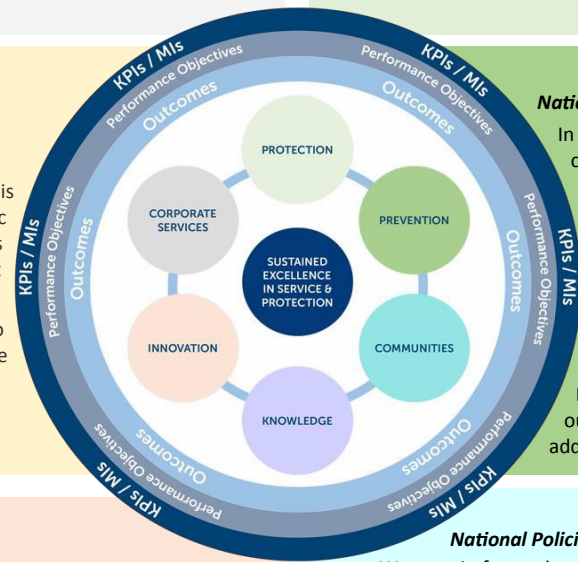
We continue to carry out visits to the addresses of high-risk domestic offenders to ensure that they are complying with their bail conditions and also to provide reassurance to victims of crime.

**ROADS SAFETY**

**National Policing Priority – Road Safety and Road Crime**

In the first quarter of 2019, there have been 6 fewer people slightly injured in road crashes in East Renfrewshire which is testament to the good work being carried out by a variety of partners across the Local Authority. We continue to listen to community concerns about speeding in their area. Local officers and also Roads Policing have carried out speed checks at locations across the Local Authority. In the first quarter, we have engaged with a large number of drivers regarding their speed and other road traffic matters. This has resulted in the number of drivers being reported for speeding increasing from 6 in the same period last year to 34 this year, a 467% increase.

We have put in place arrangements for regular liaison meetings between the ERC Roads and Transportation Department, local officers based in East Renfrewshire and our Traffic Management Constable from Road Policing to ensure that we can effectively address issues specific to the Local Authority area.



**EFFECTIVE PREVENTION & PARTNERSHIPS**

**LICENSING**

**Local Policing Priorities - Violent Crime - Antisocial Behaviour and Disorder**

We continue to work closely with ERC's Licensing Department to prevent alcohol related violence. In April, we carried out joint visits at five problematic premises across the Local Authority area to ensure compliance with licensing conditions. As a result of these visits, we submitted a further report to the Procurator Fiscal regarding a shop keeper who had previously been reported for selling alcohol to under-age youths.

**CAMPUS POLICE OFFICERS**

Our Campus Police Officers continue to work in East Renfrewshire schools. We currently have four nominated schools based officers, 3 of whom are part funded (50%) by ERC Education Department.

Throughout the last academic year (2018-19) these officers delivered in excess of 13,000 pupil inputs in both primary and secondary schools, on a range of issues including Hate Crime, Cyber-bullying, Antisocial Behaviour, Knives & Weapons, amongst many others. Over and above that, our staff have carried out engagements with pupils and parents during careers evenings and parents nights, providing advice on "Internet Safety" and other local safety concerns.

**COUNTER TERRORISM AND DOMESTIC EXTREMISM**

**National Policing Priority – Counter Terrorism and Domestic Extremism**

We remain focused on delivering the CONTEST strategy to Protect locations, Prepare for a potential attack, Pursue individuals suspected of being involved in terrorism and Prevent people from becoming engaged in extremism. Counter Terrorism Liaison Officers have been continuing to provide advice and training to local businesses, to mitigate the threat of a terrorist attack and build their resilience to respond to one, should it occur. One of our Local Problem Solving Team supervisors has been appointed as CONTEST champion and provides information to local partners regarding ongoing initiatives.

**CONCLUSION**

As Local Police Commander responsible for providing policing services in East Renfrewshire, I am pleased to present this update on our policing activities in the first quarter of the year and to share some of the positive outcomes achieved. I am also delighted to report that the results of our most recent public satisfaction surveys continue to demonstrate that public levels of satisfaction in the police service remain incredibly high (82.9% compared to 81.3% nationally).

Thank you sincerely for your continued support and access to vital roles and assets.

Hazel Hendren  
 Chief Superintendent



**East Renfrewshire Performance Report  
1st April 2019 - 30th June 2019**



**SCOTTISH**  
**FIRE AND RESCUE SERVICE**  
Working together for a safer Scotland

**Working together  
for a safer Scotland**

BLANK PAGE

# East Renfrewshire Performance Report

---

## Table of Contents

Local Fire and Rescue Service Plan Priorities	3
East Renfrewshire Activity Summary	4
Domestic Safety - Accidental Dwelling Fires	5
Domestic Safety - Accidental Dwelling Fire Casualties	6
Unintentional Injury and Harm	7
Deliberate Fire Setting	8
Non-Domestic Fire Safety	9
Unwanted Fire Alarm Signals	10

BLANK PAGE















# Local Fire and Rescue Service<sup>9</sup> Plan Priorities

The Local Fire and Rescue Service Plan has been developed to set out the priorities and objectives within East Renfrewshire and allows our local authority partners to scrutinise the performance outcomes of these priorities. We will continue to work closely with our partners in East Renfrewshire to ensure we are all “**Working Together for a Safer Scotland**” through targeting risks to our communities at a local level.

The plan has been developed to complement key partnership activity embedded across East Renfrewshire Community Plan and associated Delivery and Thematic plans. Through partnership working we will seek to deliver continuous improvement in our performance and effective service delivery in our area of operations.




The Local Fire and Rescue Plan for East Renfrewshire identified six areas for demand reduction and is subject to regular monitoring and reporting through the Police / Fire and Rescue Committee. A summary of the priorities and current activity is detailed below with further detail and analysis contained within this performance report.

	Accidental Dwelling Fires	Accidental Dwelling Fire Casualties	Unintentional Injury and Harm	Deliberate Fire Setting	Non-Domestic Fire Safety	Unwanted Fire Alarm Signals
<b>Barrhead, Liboside &amp; Uplawmoor</b>	5	1	3	45	0	13
<b>Clarkston, Netherlee &amp; Williamwood</b>	3	0	0	5	2	8
<b>Giffnock &amp; Thornliebank</b>	3	0	3	8	2	19
<b>Newton Mearns North &amp; Neilston</b>	2	0	5	19	1	12
<b>Newton Mearns South &amp; Eaglesham</b>	4	0	2	12	0	9

<b>Total Incidents</b>	<b>17</b>	<b>1</b>	<b>13</b>	<b>89</b>	<b>5</b>	<b>61</b>
<b>Year on Year Change</b>	 55%	 -50%	 86%	 107%	 0%	 -19%
<b>3 Year Average Change</b>	 2%	 0%	 7%	 4%	 6%	 3%

## About the statistics within this report

The activity totals and other statistics quoted within this report are published in the interests of transparency and openness. They are provisional in nature and subject to change as a result of ongoing quality assurance and review. Because all statistics quoted are provisional there may be a difference in the period totals quoted in our reports after local publication which result from revisions or additions to the data in our systems. The Scottish Government publishes official statistics each year which allow for comparisons to be made over longer periods of time.

-  Activity levels have reduced by more than 5%
-  Activity levels have reduced by up to 5%
-  Activity levels have increased overall

# East Renfrewshire Activity Summary <sup>10</sup>



128

fires  
primary &  
secondary



35

special  
services



138

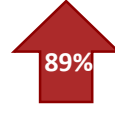
false  
alarms



301  
total number of  
incidents



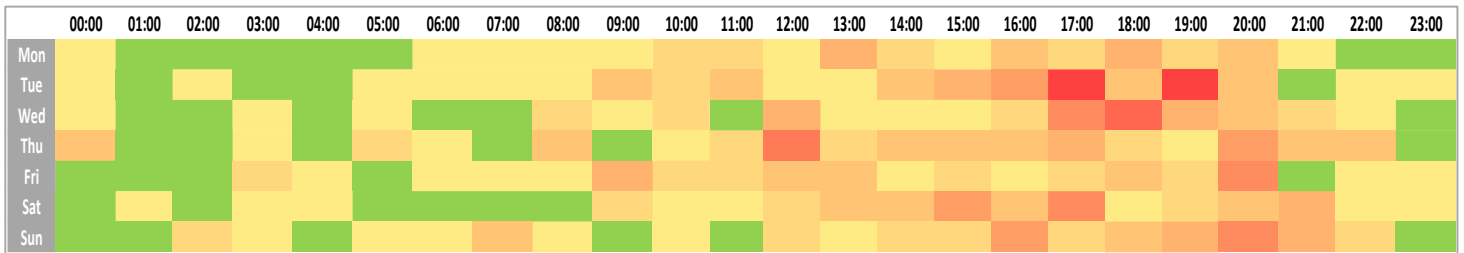
17  
fire & non-fire  
casualties



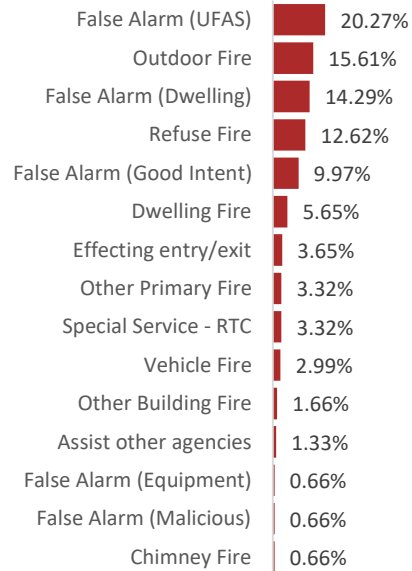
£120,170  
economic cost of  
ufas incidents

\*data above is year on year change

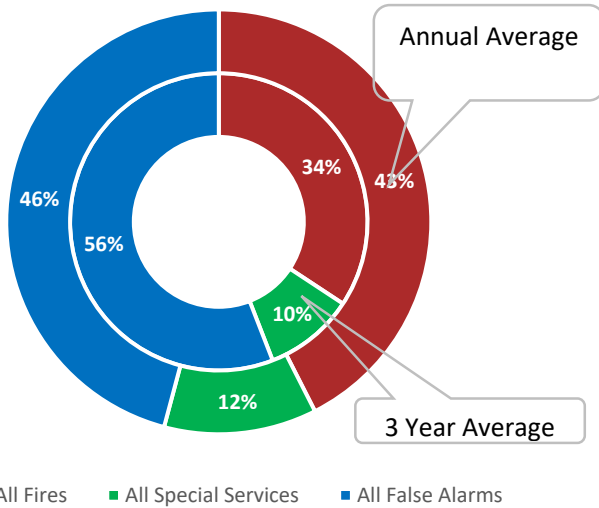
## Activity by Time of Day



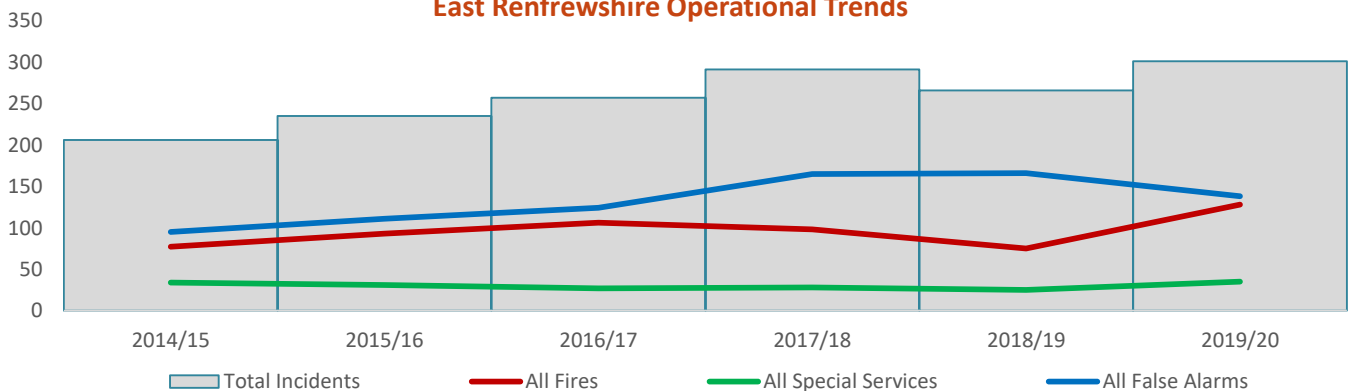
## Top 15 Incidents Types by %



## Incidents by Classification



## East Renfrewshire Operational Trends

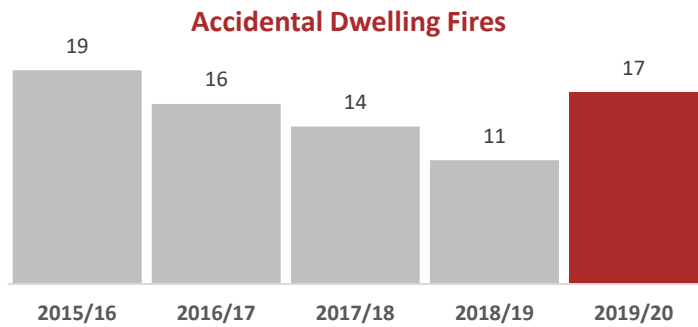


# Domestic Safety - Accidental Dwelling Fires

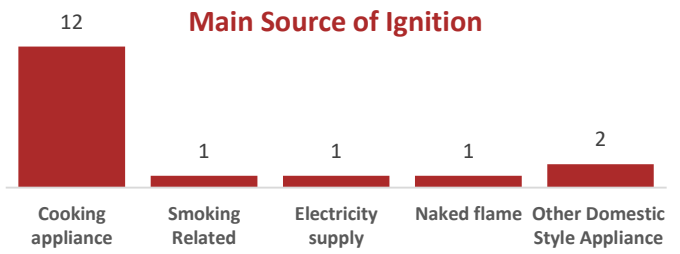
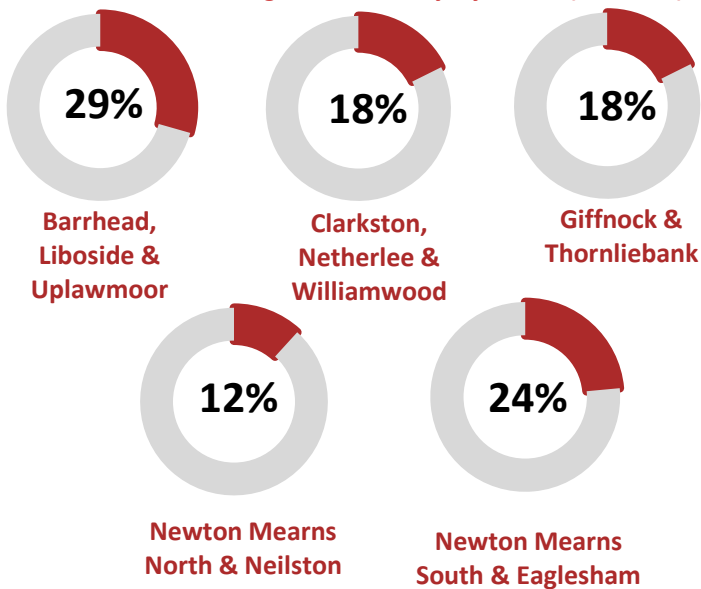


## Performance Summary

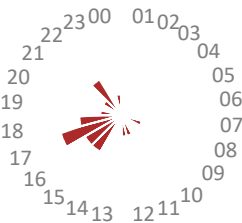
Year on Year **55%**  
3 Year Average **2%**



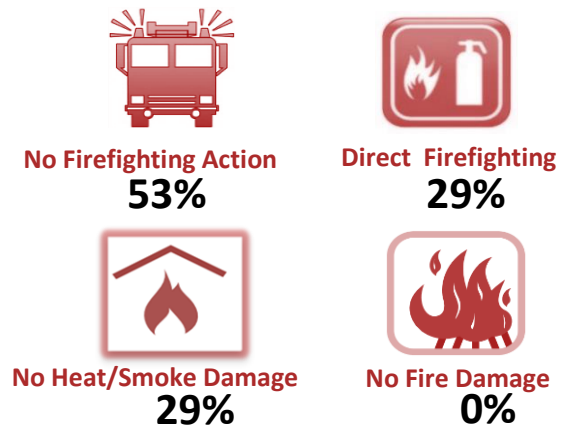
### Accidental Dwelling Fires Activity by Ward (% share)



### Accidental Dwelling Fires by Time of Day



### Severity of Accidental Dwelling Fires



### Human Factors



### Automatic Detection & Actuation



There has been a slightly higher level of activity in accidental dwelling fires. However, a high percentage of the dwellings had detection fitted, which provided early warning and intervention, and resulted in over half of these fires requiring no firefighting action.

Cooking remains the most common source of ignition in accidental dwelling fires with distraction being the main contributory factor.

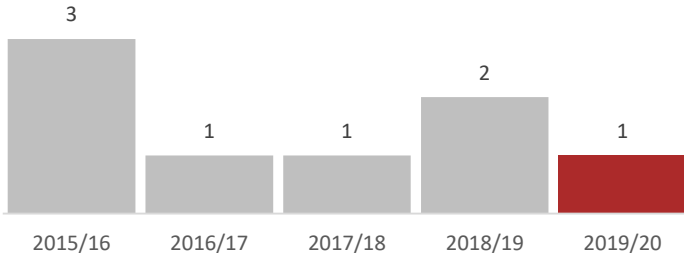
# Domestic Safety - Accidental Dwelling Fire Casualties



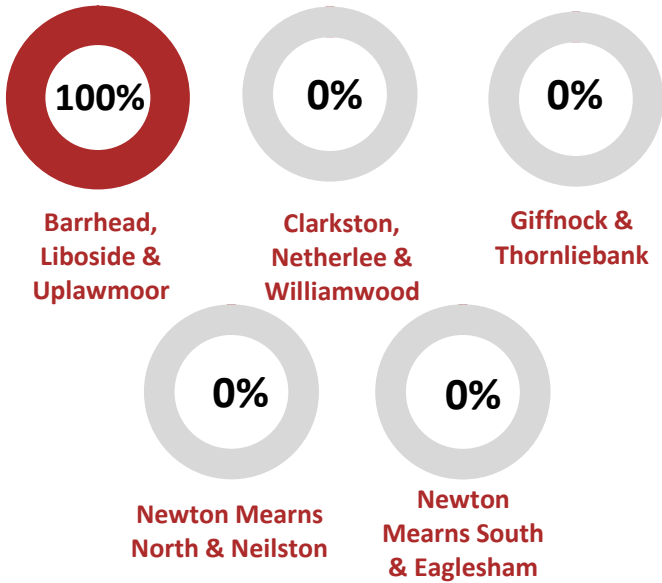
## Performance Summary



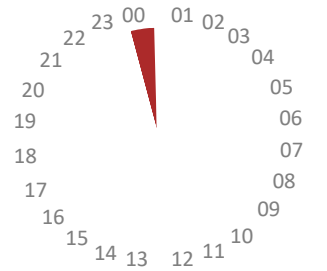
## Accidental Dwelling Fires Casualties



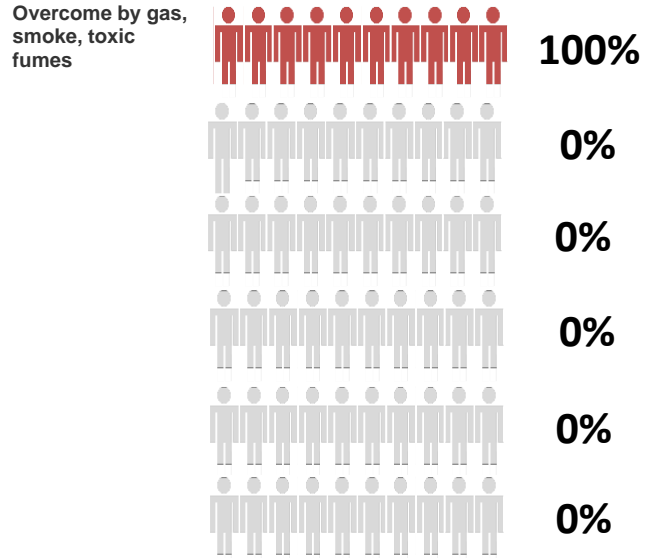
## Accidental Dwelling Fire Casualties by Ward (% share)



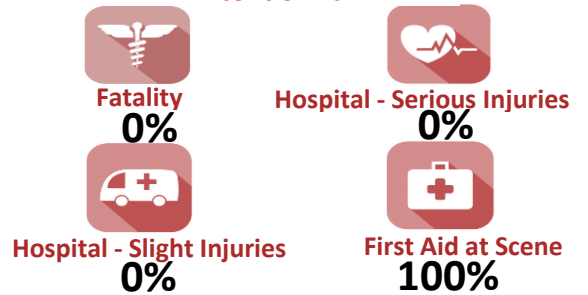
## Fire Casualties by Time of Day



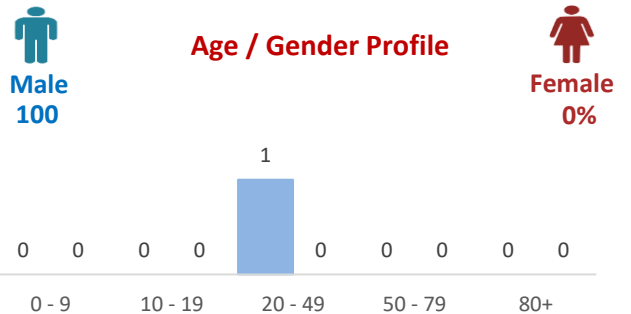
## Nature of Injury



## Extent of Harm



## Age / Gender Profile



Despite the increase in accidental dwelling fires, casualty numbers are down from the previous year. The single male casualty suffered slight smoke inhalation on discovering a fire in his bedroom caused by careless disposal of smoking materials.

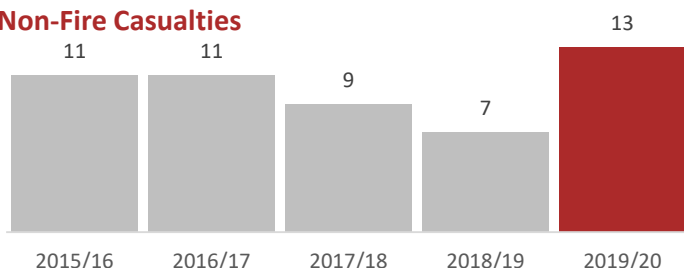
# Unintentional Injury and Harm <sup>13</sup>



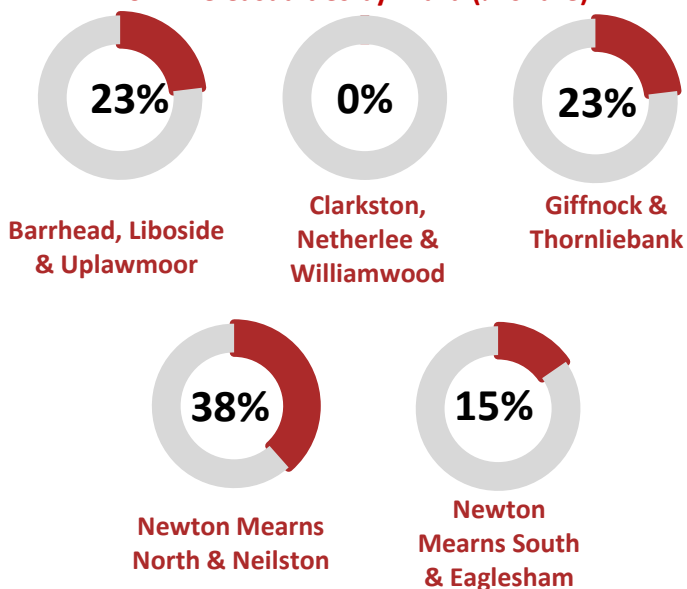
## Performance Summary

Year on Year **86%** 3 Year Average **7%**

## Non-Fire Casualties

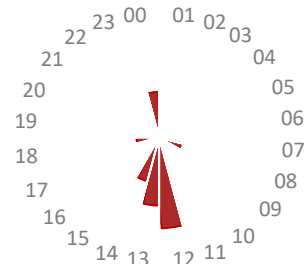


## Non-Fire Casualties by Ward (% share)

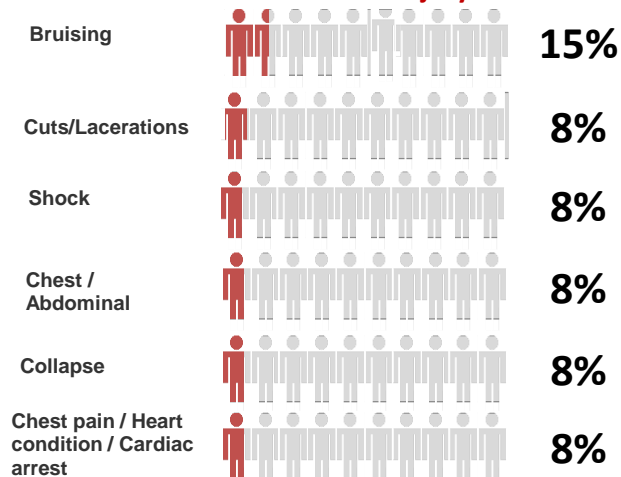


There was an increase in Non-Fire Casualties, which were predominately led by Road Traffic Collisions and Assisting Other Agencies, during this period. The injuries sustained were mostly minor requiring only first aid at the scene or precautionary hospital checks. Two RTCs, one in Giffnock & Thornliebank and one in Barrhead account for five of the casualties. One adult and one child were treated for Carbon Monoxide poisoning in Newton Mearns North & Neilston. 83 YO and 88 YO from Newton Mearns South & Eaglesham treated for injuries after FFs called to assist Ambulance with entry in two separate incidents. Two adult males were injured in a civil disturbance in Newton Mearns North & Neilston and treated by FFs.

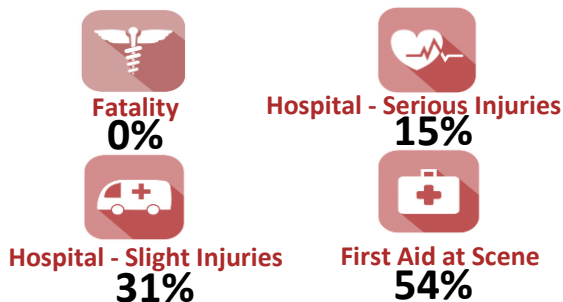
## Non-Fire Casualties by Time of Day



## Nature of Injury



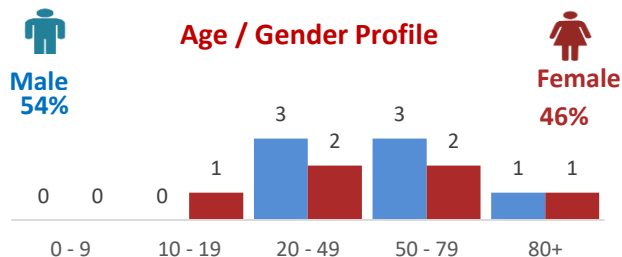
## Extent of Harm



## Non-Fire Emergency Activity



## Age / Gender Profile



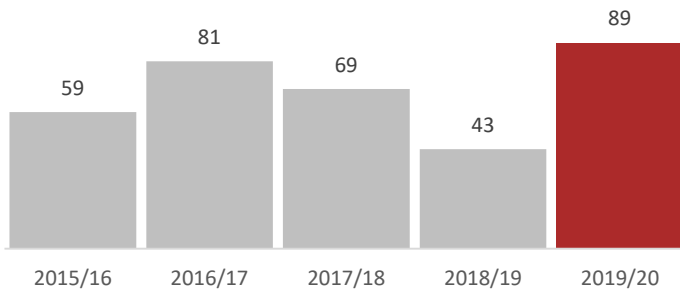
# Deliberate Fire Setting



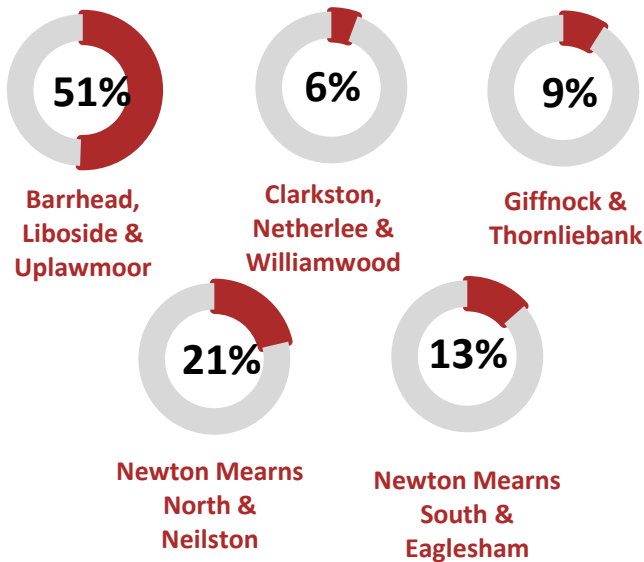
## Performance Summary



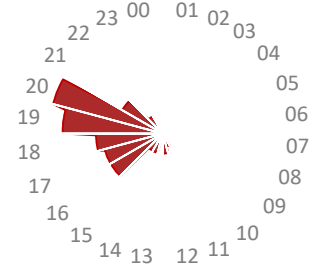
## Deliberate Fires



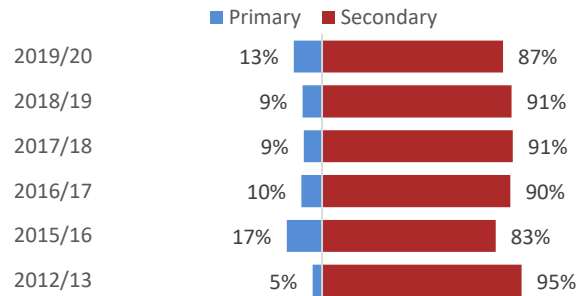
## Deliberate Fires by Ward (% share)



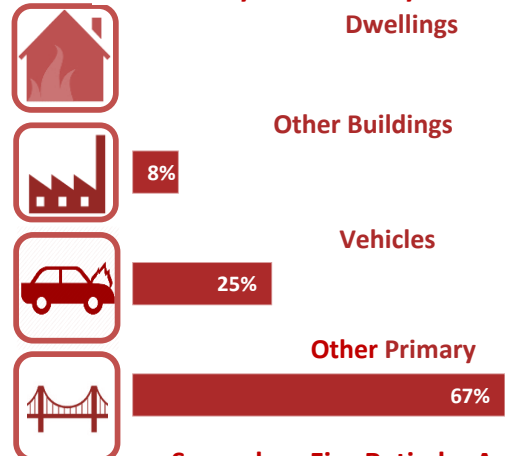
## Deliberate Fires by Time of Day



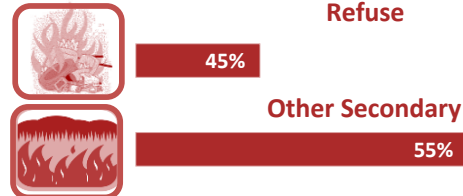
## Deliberate Fires by Classification



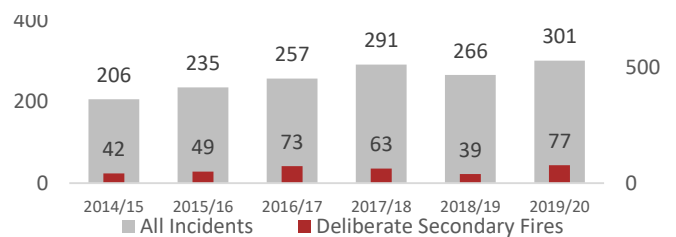
## Primary Fire Ratio by Activity Type



## Secondary Fire Ratio by Activity Type



## Deliberate Fires Compared to Operational Activity



### Definitions

**Primary Fires** - all fires in buildings, vehicles and outdoor structures or any fire involving casualties, rescues or fires attended by five or more appliances

**Secondary Fires** - fire incidents that did not occur at a primary location, was not a chimney fire in an occupied building, did not involve casualties (otherwise categorised as a primary incident) and was attended by four or fewer appliances.

There has been an increase in deliberate fire incidents compared to previous years due to some periods of dry weather. 87% of these incidents were secondary fires, the majority of which involved grassland or similar outside location, and started between 16:00 and 21:00 hours. This would suggest that these fires are started by school age children, and therefore anti social behaviour talks will continue to be delivered to schools by the Community Action Team to explain the dangers of deliberate fires.

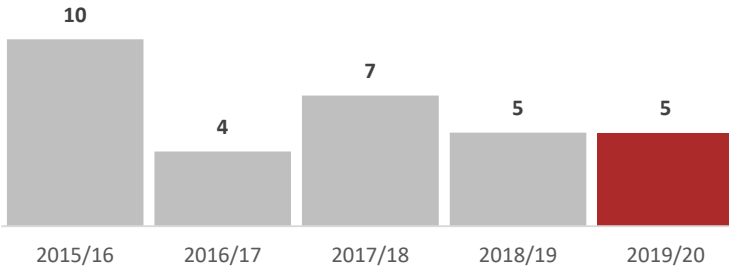
# Non Domestic Fire Safety



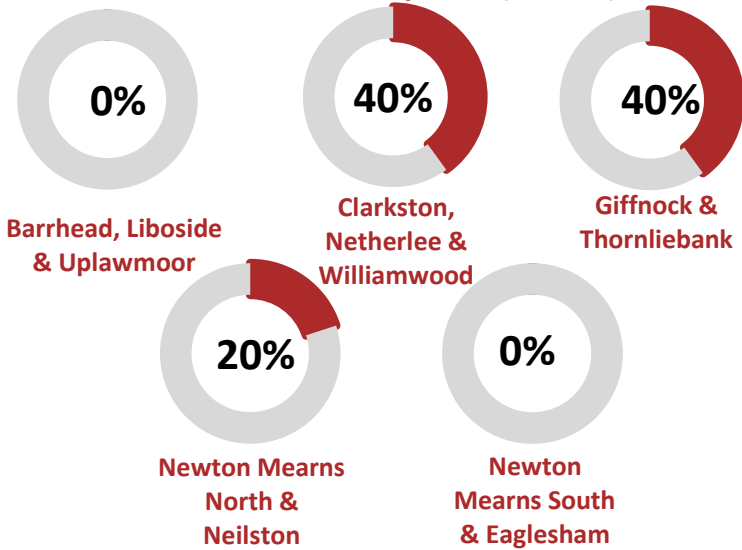
## Performance Summary

Year on Year ▲ 0%      3 Year Average ◆ 6%

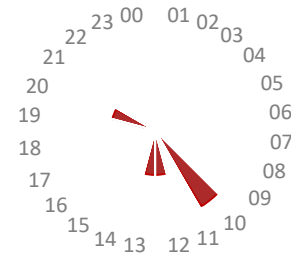
## Non Domestic Fires



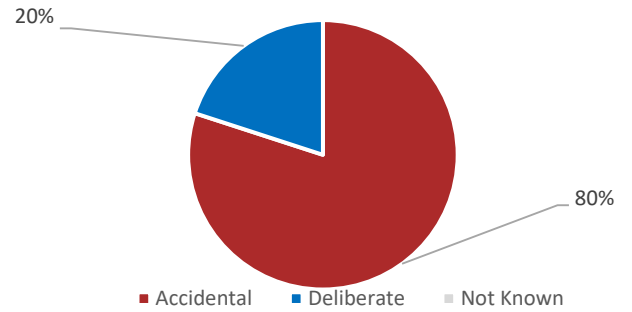
## Non-Domestic Fires by Ward (% share)



## Non-Domestic Fires by Time of Day



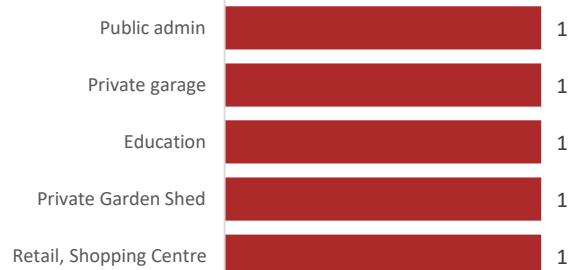
## Non-Domestic Fires by Nature of Origin



## Severity of Non-Domestic Fires



## Non-Domestic Fires by Premises Type



Incident numbers remained the same compared to last year with a spread between three of the five wards. There continues to be a spread throughout the day of incidents in business premises, with accidental being the main cause of origin. These premises are classed as 'Relevant Premises' under the Fire Scotland Act 2005 and as such are subject to a Post Fire Audit by the SFRS Fire Safety Enforcement Team.

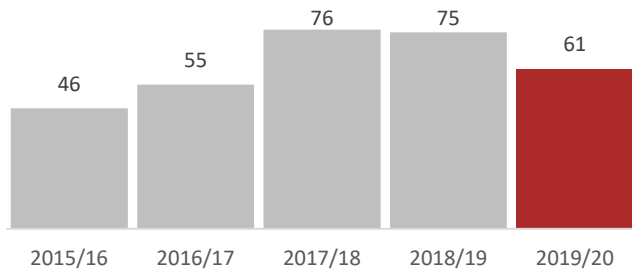
# Unwanted Fire Alarm Signals



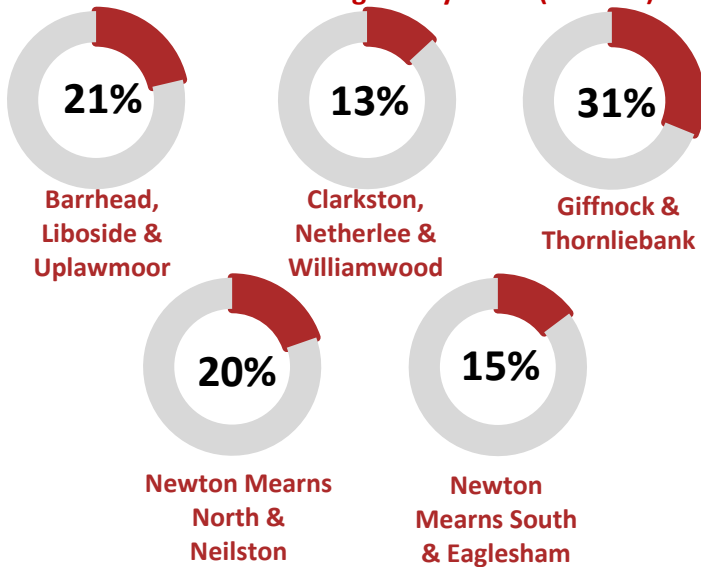
## Performance Summary

Year on Year ● -19%  
 3 Year Average ◆ 3%


## Unwanted Fire Alarm Signals



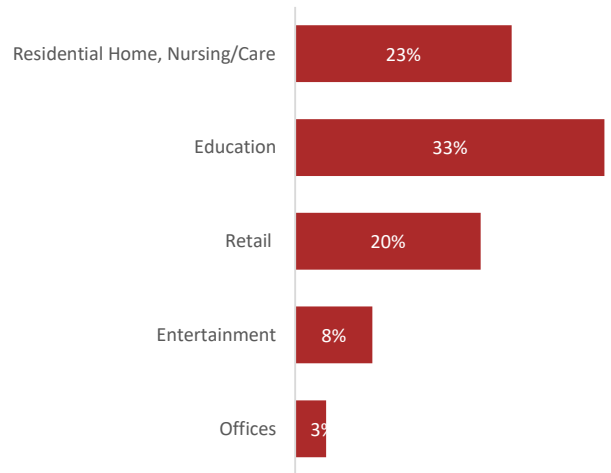
## Unwanted Fire Alarm Signals by Ward (% share)



## Unwanted Fire Alarm Signals by Time of Day



## Unwanted Fire Alarm Signals - Top 5 Premises



## Unwanted Fire Alarm Signals Activity Ratios



UFAS Percentage Against all Incidents

**20%**



UFAS Percentage Against all False Alarms

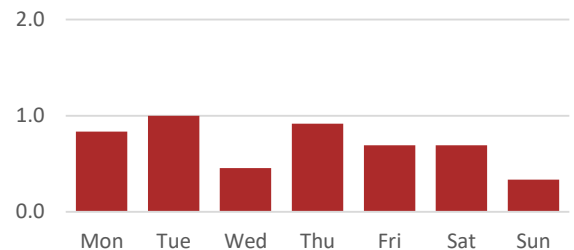
**44%**



Human Influence and Alarm Activations

**34%**

## Average Unwanted Fire Alarm Signals per Day



There is a significant decrease in UFAS incidents compared to the figures of last year with a spread across all Wards. Education accounted for 33% of all UFAS incidents, and therefore further engagement is planned with those responsible for these establishments. Our UFAS Champion is also working together with the Operations Manager from East Renfrewshire Council, this partnership focusses on UFAS reduction and best practice in managing fire alarms/red lines within council properties. Nursing/Care sector accounted for 23% of all UFAS incidents, we are working together with the NHS and now form part of the National UFAS reduction group, the group delivered the TAKE5 initiative across all NHS premises in East Renfrewshire.