

**Corporate and Community Services Department**

Council Headquarters, Eastwood Park, Giffnock, East Renfrewshire, G46 6UG

Phone: 0141 577 3000 Fax: 0141 577 3129

website: [www.eastrenfrewshire.gov.uk](http://www.eastrenfrewshire.gov.uk)

Date: 15 February 2019

When calling please ask for: Paul O'Neil (Tel. No 0141-577-3011)

e-mail: [paul.o'neil@eastrenfrewshire.gov.uk](mailto:paul.o'neil@eastrenfrewshire.gov.uk)

TO: Councillors C Merrick (Chair); P O'Kane (Vice Chair); C Bamforth; T Buchanan; D Devlin; B Grant; A Lafferty; and S Miller.

**CABINET (POLICE & FIRE)**

A meeting of the Cabinet (Police and Fire) will be held in the Council Chamber, East Renfrewshire Council Headquarters, Eastwood Park, Giffnock on **Thursday, 21 February 2019 at 10.00am.**

The agenda of business is as shown below.

**Caroline Innes**

C INNES

DEPUTY CHIEF EXECUTIVE

**AGENDA**

1. **Report apologies for absence.**
2. **Declarations of Interest.**
3. **Police Scotland – Performance Report for the Third Quarter of 2018/19 – Report by Divisional Commander (copy attached, pages 3 - 12).**
4. **Scottish Fire and Rescue Service – Performance Report for the Third Quarter of 2018/19 – Report by Local Senior Officer (copy attached, pages 13 - 24).**

**This document can be explained to you in other languages and can be provided in alternative formats such as large print and Braille. For further information, please contact Customer First on 0141 577 3001 or email [customerservices@eastrenfrewshire.gov.uk](mailto:customerservices@eastrenfrewshire.gov.uk)**

BLANK PAGE

**POLICE SCOTLAND**  
**GREATER GLASGOW DIVISION**  
**REPORT TO EAST RENFREWSHIRE CABINET**  
**POLICE PERFORMANCE OVER THE 3rd QUARTER**  
**OF FINANCIAL YEAR 2018/2019**

**Purpose of Report**

The purpose of this report is to update members of East Renfrewshire Cabinet on police performance over the third quarter of the financial year 2018/2019.

**Local Management**

Chief Superintendent Brian McNulty continues as Divisional Commander of Greater Glasgow Division.

Chief Inspector John McQuilter is the Area Commander, East Renfrewshire supported by his Deputy Area Commander Inspector Bryan McGeogh and Constable Jacqueline Petrie, Local Authority Liaison Officer.

**East Renfrewshire Policing Plan 2017-2020**

The priorities within the policing plan were identified through engagement and consultation across East Renfrewshire. The results of our annual community consultation combined with crime analysis and resource demands have led to the following priorities being identified:-

1. Homes Being Broken Into
2. Anti-social Behaviour and Disorder
3. Violent Crime
4. Drug Dealing and Misuse
5. Child Abuse Including Child Sexual Exploitation

## Introduction

As Local Police Commander I am pleased to present this policing plan update covering the third quarter of 2018/19. This update relates directly to our East Renfrewshire Policing Plan 2017/20, which is available on the Police Scotland website. The policing plan highlights the issues of most concern in our communities and it emphasises our commitment to addressing these concerns. We continue to provide local community information and updates via community meetings, face-to-face interactions, traditional and social media, however, our regular Cabinet updates help us highlight progress across the policing area.

Personally, I remain totally focused on doing everything possible to drive down crime and maintain record high levels of detections. To achieve these outcomes, I am convinced more than ever that we must work together to exploit opportunities to improve people's lives – keeping people safe, protecting the vulnerable, targeting offenders and making environmental improvements to help foster a true sense of community wellbeing. To help emphasise the importance of maintaining a collaborative approach, this update highlights how our activities link to the objectives highlighted in our policing plan and the focus areas laid out in the Fairer East Ren Plan.

We have well established partnerships within East Renfrewshire and I am confident that through the various multi-agency exercises, deployments and seminars we attend, our resilience, capabilities and knowledge continues to increase. This was evident in October when officers from our Local Problem Solving Teams attended an exercise led by our colleagues in Scottish Fire and Rescue Service (SF&RS) to test the Emergency Services response to a Major Incident. The exercise was deemed a success and learning points taken forward to improve the service we provide to the communities within East Renfrewshire.

Regular meetings and interaction with the Communities, Elected Members, Community Safety, Social Work, Housing, and HSCP assist us in deploying our officers to the right locations to address the issues raised by residents in an attempt to make people feel safer in their homes and streets throughout the area.

Again, after some consultation, I have amended this report to reflect more closely on the number of victims affected by crimes within East Renfrewshire. Where possible, I have also included the percentages which highlights that a small change in recorded crime may inflate the percentage change therefore I thought it important to produce a document that was more reflective of the actual crimes within the community. We must also remember that East Renfrewshire has the lowest recorded crime rates in mainland Scotland and remains a safe place to work and live in.

## Summary of Performance – April to December 2018

### Local Policing Priority – Homes being broken into

### National Policing Priority – Acquisitive Crime

We are committed to our focus on preventing and detecting crimes of dishonesty including homes being broken into.

Our objectives include a commitment to:

- Raise awareness of crime prevention and encourage crime prevention tactics to protect homes against theft;
- Focus on intelligence in relation to offenders and locations;
- Undertake high visibility patrols in priority areas.

There continues to be a reduction in the number of victims of domestic housebreaking against last year's figures and the 5 year average. The detection rate has improved over the last quarter and is now more in line with the National average. Detecting those responsible for housebreaking can at times be difficult and protracted however, with the skills of the attending officers in preserving the scene, capturing forensic evidence and support from our specialist teams has improved the ability to detect those responsible for these crimes.

This was evident in December when 3 males were arrested for a series of housebreakings in Eaglesham. We received a report from a member of the community of males breaking into a property. Officers attended immediately and arrested 1 male. Other officers preserved the scene while colleagues from Roads Policing, Support Unit, Dog Branch and Air Support Unit followed another 2 males in a stolen vehicle and subsequently arrested them in Glasgow City Centre. The forensic evidence captured at the scene led to the males being charged with a total of 23 crimes.

Prevention is always preferred to detection and in November, local officers carried out high visibility directed patrols within various parts of the LA area. Combined with crime prevention information passed during Community Council meetings, on line and at Pop-Up events, this appears to have assisted in the reduction in homes being broken into.

<b>Homes Broken Into</b>				
Crime	Period	Victims	Detected	Detection Rate
Homes broken into (including attempts)	April 2018 – Dec 2018	74	19	26%
	April 2017 – Dec 2017	92	17	18%
	April - Dec(5 year average)	101	23	23%

### Local Policing Priority – Anti-social behaviour and disorder

### National Policing Priority – Violence, disorder and anti-social behaviour

### Fairer East Ren Plan – Reducing social isolation, loneliness and increasing safety

Anti-social behaviour remains a community priority and we continue to focus efforts on preventing disorder. Our objectives include:

- Influencing young people, by using our dedicated school campus officers to help them understand the impact ASB has on communities;
- Identify and analyse repeat callers reporting ASB, instigating appropriate measures to address underlying issues;
- Maximise opportunities to reduce ASB and disorder through Greater Results in Partnership (GRIP).

We continue to see a significant decrease of almost 20% compared to last year regarding incidents of anti-social behaviour. This is similar to the reduction in quarter 2 which is partly due to the partnership approach to tackling ASB by working with Community Safety, Housing, Scottish Fire and Rescue and the Campus Officer's inputs at schools. We continue to deploy resources to 'hot spot' areas and have seen the trend reducing however, we still encourage the Community to report this type of behaviour. Our focus remains on preventing disorder and anti-social behaviour and we task our problem solving teams accordingly after discussions at the weekly GRIP meeting.

In November, one of our Campus Officers assisted our colleagues in SF&RS in delivering the Fire Reach programme. This is a preventative and diversionary programme which, alongside other topics, highlights the impact of fire as part of Anti-Social Behaviour. Presentations on the safe use/danger of fireworks were also delivered to schools throughout East Renfrewshire.

<b>Disorder</b>			
Issue	Period	Number	Change
Complaints of Disorder	April 2018 – Dec 2018	1713	-401
	April 2017 – Dec 2017	2114	-19%
Crimes of Consuming alcohol	April 2018 – Dec 2018	31	-31
	April 2017 – Dec 2017	62	-50%
	April - Dec(5 year average)	122	
Crimes of Vandalism	April 2018 – Dec 2018	340	-125
	April 2017 – Dec 2017	465	-27%
	April - Dec(5 year average)	398	

### Local Policing Priority – Violent crime

### National Policing Priority – Violence, disorder and anti-social behaviour

### Fairer East Ren Plan – Reducing social isolation, loneliness and increasing safety

Reducing and preventing violent crime remains a key priority and our objectives in this area include:

- Adopt a partnership approach to increase community awareness, particularly in schools, about the gravity of weapon carrying to prevent serious violence;
- Develop ways of increasing intelligence on alcohol related violence to identify the most vulnerable people and areas;
- Encourage third party reporting of domestic abuse;
- Work with specialist departments to identify repeat victims of domestic abuse.

Overall crimes of violence include - Murder, Attempt Murder, Culpable Homicide, Serious Assault, Culpable and Reckless Conduct, Robbery, Assault with Intent to Rob, Common Assault and Common Assault on an Emergency Worker.

There have been 89 less victims of violence in this quarter compared to last year's figures and 29 less than the 5 year average. The detection rate sits at 70% which is above 2017 and the 5 year average. There has been a slight increase in serious assaults but in real terms, there has only been 4 in this quarter and there is a healthy detection rate of 88%. This can be attributed to the evidence captured by the attending officers, the cooperation of the victim/witnesses and the interview strategy of the CID. Robberies are down from last year and the 5 year average and in addition to detecting every robbery committed this year, we have also detected one from 2017. Common assaults are also down with 66% of those crimes being detected.

We remain focused on dealing quickly and effectively with incidents of domestic abuse and compared to the same period last year, the number of domestic abuse crimes has reduced which is a welcomed trend however, there has also been a slight reduction in detection rates. The number of reported incidents is shown and as you will see, about 50% of reports we receive, results in a crime.

The reduction in domestic abuse crimes is good news however, we continue to work with our partners in Education, Social Work, Health and the Third Sector to encourage the reporting of incidents to ensure we provide support and protection to those who need it. In addition to this, Police Scotland are enhancing their training in domestic abuse incidents to provide our officers with more guidance when dealing with victims of this behaviour.

In November, CI McQuilter and I attended a very thought provoking seminar hosted by ERC Public Protection Committee. We heard testimonies from victims of domestic abuse, how they were treated and how they coped with the emotional, physical and financial stress caused by their partners. Through established partnership working, it is hoped that we continue to reduce those instances, the number of victims of domestic abuse and offer the support and guidance to those who find themselves in challenging circumstances.

<b>Crimes of Violence</b>				
Crime	Period	Victims	Detected	Detection Rate
All Crimes of Violence	April 2018 – Dec 2018	305	214	70%
	April 2017 – Dec 2017	394	242	61%
	April - Dec(5 year average)	334	216	65%
Serious Assault	April 2018 – Dec 2018	25	22	88%
	April 2017 – Dec 2017	18	12	67%
	April - Dec(5 year average)	18	14	78%
Robbery	April 2018 – Dec 2018	7	8	114%
	April 2017 – Dec 2017	12	11	92%
	April - Dec(5 year average)	8	6	75%
Common Assault	April 2018 – Dec 2018	273	182	66%
	April 2017 – Dec 2017	361	218	60%
	April - Dec(5 year average)	306	193	63%

<b>Domestic Abuse</b>				
Crimes	Period	Victims	Detected	Detection Rate
All Domestic Crimes	April 2018 – Dec 2018	179	120	67%
	April 2017 – Dec 2017	219	167	76%
	April – Dec (5 year average)	244		
Incidents	Period	Number		
Reported Domestic Incidents	April 2018 – Dec 2018	366		
	April 2017 – Dec 2017	416		



### Local Policing Priority – Drug dealing and misuse

### National Policing Priority – Serious Organised Crime

### Fairer East Ren Plan – Improve the positive mental health, wellbeing and quality of life of our residents

Drug dealing and misuse at a local level results from Organised Crime Groups supplying those drugs to smaller dealers within local communities. We are committed to

- Gathering information on those who supply controlled drugs and focus activity on disruption, intervention and enforcement;
- Influence young people by using our dedicated school campus officers and key partners to raise awareness of the life hanging effects of drug misuse and abuse;
- Support and work in close partnership with Police colleagues and partners to tackle SOCGs.

Tackling serious and organised crime remains one of our key priorities. A current threat from terrorism and domestic extremism persists and these are things we are working hard to combat.

There has been continued proactivity in the third quarter of 2018 with seizures of a variety of controlled drugs with several arrests being made. This proactivity has resulted in a 40% increase in the number of people being detected for the supply of controlled drugs compared to the same period last year.

Local Problem Solving Team officers have executed several search warrants at addresses in the Barrhead area. Quantities of controlled drugs, which included heroin, cocaine and etizolam were seized and reports have been submitted to the Procurator Fiscal.

Officers also stopped three motor vehicles whilst on routine patrols and a quantity of herbal cannabis was recovered from each vehicle. All of the drivers have been reported to the Procurator Fiscal with one individual who was known to the Police being remanded in custody as a result.

<b>Drugs</b>			
Crime	Period	Number of detections	Change
Drugs supply, production & cultivation	April 2018 – Dec 2018	35	10
	April 2017 – Dec 2017	25	40%
	April – Dec (5year average)	23	

**Local Policing Priority** – Child abuse and child sexual exploitation

**National Policing Priority** – Protecting people at risk of harm

**Fairer East Ren Plan** – Reducing social isolation, loneliness and increasing safety

Protecting people at risk of harm remains a key priority for Police Scotland, we continue to work in partnership to increase awareness of all forms of abuse, exploitation and neglect. Our objectives include

- Utilise information sharing protocols to work with partners to identify vulnerable individuals at risk
- Encourage third party reporting through engagement with local partnerships

Digital technology provides great opportunities for children and young people to interact, learn and have fun, therefore it is vitally important that professionals, parents and carers work together to improve their skills and knowledge in order to help children stay safe online. Our Campus officers play a vital role in this field and continually deliver inputs to all our schools. In addition to this, the officers provide information to parents, guardians and carers at school information sessions.

There has been an increase in the reporting of sexual crimes which is partly due to the continued trend of victims having the confidence to come forward and report ongoing and historical incidents. We have a dedicated team of officers within the Division who to continue to investigate these incidents which are invariably complex and often protracted in nature.

As part of our Festive Action Plan, local officers carried out visits at the addresses of high risk domestic offenders to ensure that they were complying with their bail conditions and also to provide reassurance to victims of crime. Work has also commenced on the establishment of a Multi-Agency Risk Assessment Conference (MARAC) within East Renfrewshire. This meeting is victim focused and provides a partnership forum for sharing information and taking actions that will reduce future harm to very high risk victims of domestic abuse and their children.

<b>Public Protection</b>				
Crime	Period	Victims	Detected	Detection Rate
Sexual Crimes	April 2018 – Dec 2018	111	51	46%
	April 2017 – Dec 2017	67	38	57%
	April - Dec(5 year average)	60	38	63%

## National Policing Priority – Road Safety and Road Crime

Officers from East Renfrewshire sit on our Greater Glasgow Division Road Safety Governance Group. This is a multi-agency group which includes officers from local authority Roads and Transportation Departments. This group monitors emerging issues and seeks to work in close partnership to minimise road safety risks in our communities through local and national campaigns. In addition to this, together, we have put in place arrangements for regular liaison meetings between the ERC Roads and Transportation Department, local officers based in East Renfrewshire and our Traffic Management Constable from Road Policing to ensure that we can effectively address issues specific to the local authority area.

Close partnership working with East Renfrewshire Council Roads Department has resulted the implementation of parking restrictions and double yellow lines around a number of schools. In the main, compliance levels are high, however, there are still challenges at a number of schools in East Renfrewshire and we continue to work closely with East Renfrewshire Council to identify solutions. Officers are regularly tasked to attend at schools at ‘drop off’ times to positively influence driver behaviour and engage with parents.

We also continue to respond to community concerns about speeding in their local area. As well as detecting speeding drivers, our officers have seized a number of vehicles that were being driven without insurance. The Safety Camera Partnership have also carried out a number of checks in East Renfrewshire with one check resulting in 12 drivers being reported for speeding in a single day.

<b>Road Safety</b>			
Issue	Period	Casualties	Change
People Killed	April 2018 – Dec 2018	0	0
	April 2017 – Dec 2017	0	0%
People Seriously Injured	April 2018 – Dec 2018	12	-1
	April 2017 – Dec 2017	13	-8%
People Slightly Injured	April 2018 – Dec 2018	51	-23
	April 2017 – Dec 2017	74	-31%
Children (aged<16) Seriously injured	April 2018 – Dec 2018	1	-1
	April 2017 – Dec 2017	2	-50%

## National Policing Priority – Counter terrorism and Domestic Extremism

In relation to counter terrorism and domestic extremism, we remain focused on delivering the CONTEST strategy to Protect locations, Prepare for a potential attack, Pursue individuals suspected of being involved in terrorism and Prevent people from becoming engaged in extremism. Our Counter Terrorism Liaison Officers have been continuing to provide advice and training to local businesses, to mitigate the threat of a terrorist attack and build their resilience to respond to one, should it occur. Officers from the Prevent Delivery Unit of our Specialist Crime Division continue to work closely with representatives the Health and Social Care Partnership to identify and support vulnerable individuals within the community.

## Conclusion

As Local Police Commander, I am pleased to present this update on our policing activities in the third quarter of the year and to share some of the positive outcomes achieved. I am also delighted to report that the results of our most recent public satisfaction surveys continue to demonstrate that public levels of satisfaction and confidence in the police service remain incredibly high.

Thank you sincerely for your continued support.

Brian McNulty  
Chief Superintendent  
Divisional Commander  
Greater Glasgow Division



**East Renfrewshire Performance Report  
1st October 2018 - 31st December 2018**



**SCOTTISH**  
**FIRE AND RESCUE SERVICE**  
Working together for a safer Scotland

**Working together  
for a safer Scotland**

BLANK PAGE

# East Renfrewshire Performance Report

---

## Table of Contents

Local Fire and Rescue Service Plan Priorities	3
East Renfrewshire Activity Summary	4
Domestic Safety - Accidental Dwelling Fires	5
Domestic Safety - Accidental Dwelling Fire Casualties	6
Unintentional Injury and Harm	7
Deliberate Fire Setting	8
Non-Domestic Fire Safety	9
Unwanted Fire Alarm Signals	10

BLANK PAGE



# Local Fire and Rescue Service Plan Priorities <sup>17</sup>

The Local Fire and Rescue Service Plan has been developed to set out the priorities and objectives within East Renfrewshire and allows our local authority partners to scrutinise the performance outcomes of these priorities. We will continue to work closely with our partners in East Renfrewshire to ensure we are all “**Working Together for a Safer Scotland**” through targeting risks to our communities at a local level.

The plan has been developed to complement key partnership activity embedded across East Renfrewshire Community Plan and associated Delivery and Thematic plans. Through partnership working we will seek to deliver continuous improvement in our performance and effective service delivery in our area of operations.

The Local Fire and Rescue Plan for East Renfrewshire identified six areas for demand reduction and is subject to regular monitoring and reporting through the Police / Fire and Rescue Committee. A summary of the priorities and current activity is detailed below with further detail and analysis contained within this performance report.

	Accidental Dwelling Fires	Accidental Dwelling Fire Casualties	Unintentional Injury and Harm	Deliberate Fire Setting	Non-Domestic Fire Safety	Unwanted Fire Alarm Signals
<b>Barrhead, Liboside &amp; Uplawmoor</b>	4	1	15	3	0	14
<b>Clarkston, Netherlee &amp; Williamwood</b>	5	1	1	2	3	9
<b>Giffnock &amp; Thornliebank</b>	4	0	4	10	2	16
<b>Newton Mearns North &amp; Neilston</b>	1	0	5	9	0	18
<b>Newton Mearns South &amp; Eaglesham</b>	3	0	3	6	0	15

Total Incidents	17	2	28	30	5	72
<b>Year on Year Change</b>	-32%	100%	56%	-9%	-29%	-16%
<b>3 Year Average Change</b>	4%	0%	36%	-4%	-18%	-2%

## About the statistics within this report

The activity totals and other statistics quoted within this report are published in the interests of transparency and openness. They are provisional in nature and subject to change as a result of ongoing quality assurance and review. Because all statistics quoted are provisional there may be a difference in the period totals quoted in our reports after local publication which result from revisions or additions to the data in our systems. The Scottish Government publishes official statistics each year which allow for comparisons to be made over longer periods of time.

- Activity levels have reduced by more than 5%
- Activity levels have reduced by up to 5%
- Activity levels have increased overall

# East Renfrewshire Activity Summary <sup>18</sup>



fires  
primary &  
secondary



special  
services



false  
alarms



252  
total number of  
incidents



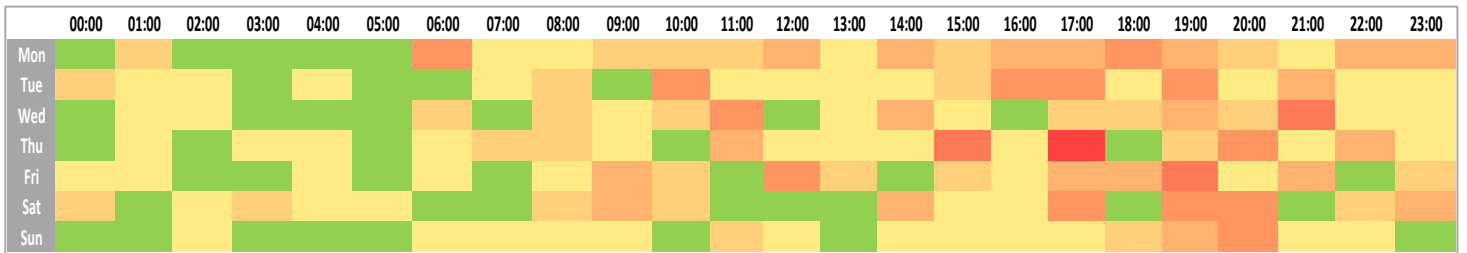
30  
fire & non-fire  
casualties



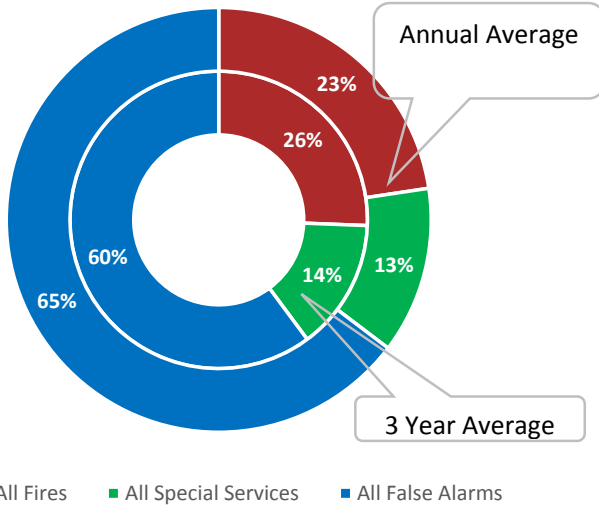
£141,840  
economic cost of  
ufas incidents

\*data above is year on year change

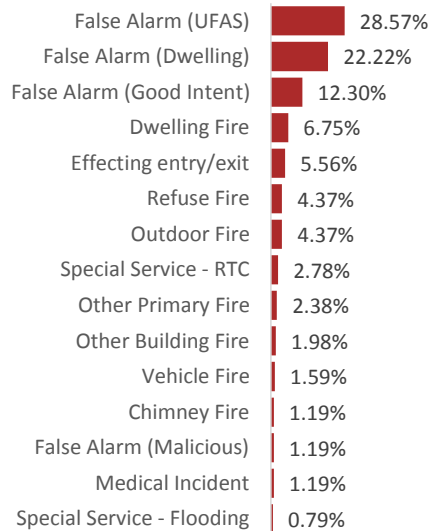
## Activity by Time of Day



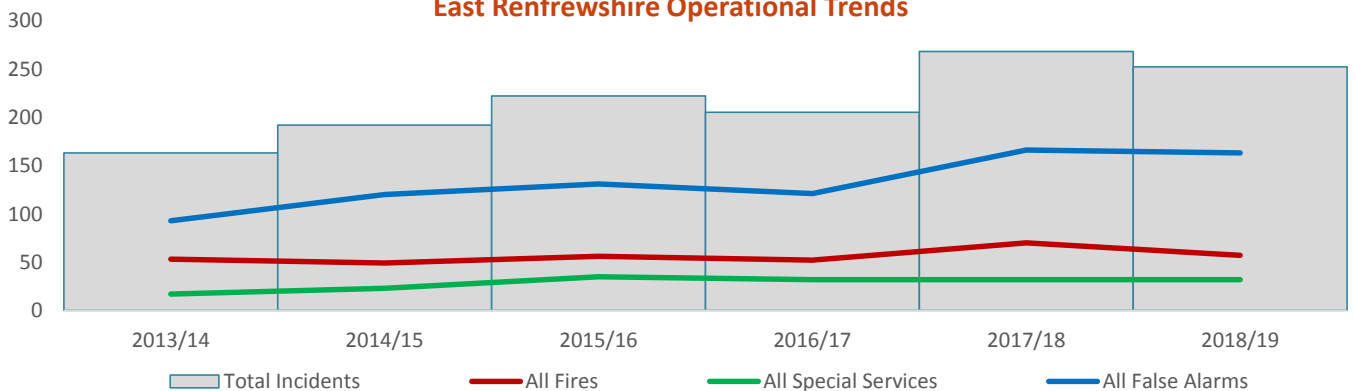
## Incidents by Classification



## Top 15 Incidents Types by %



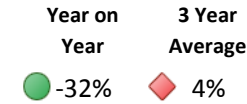
## East Renfrewshire Operational Trends



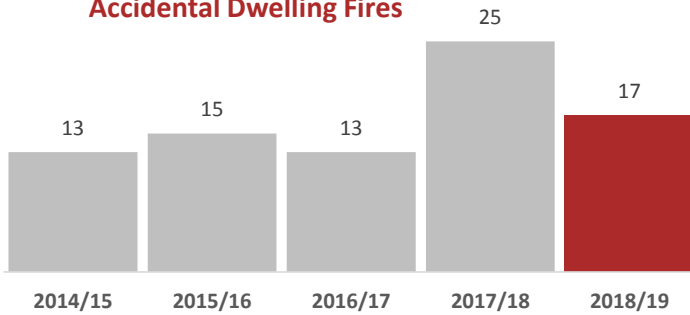
# Domestic Safety - Accidental Dwelling Fires



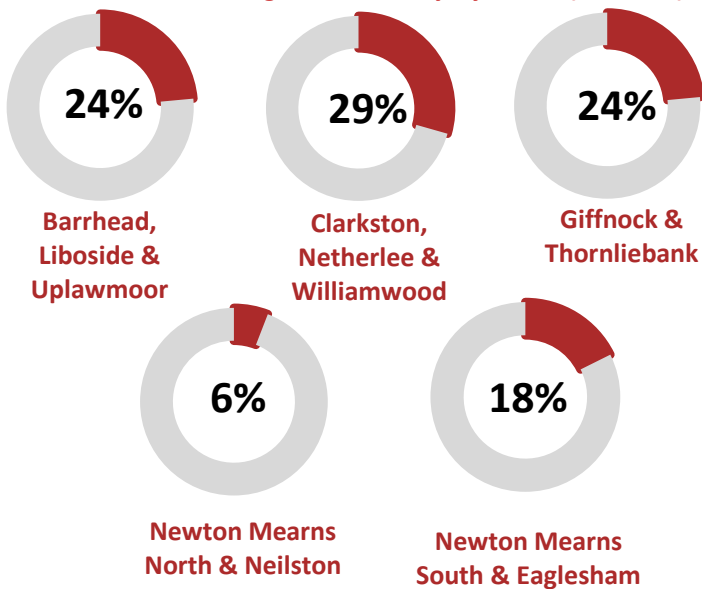
## Performance Summary



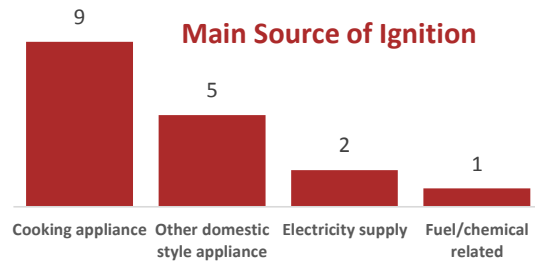
## Accidental Dwelling Fires



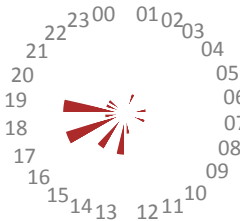
## Accidental Dwelling Fires Activity by Ward (% share)



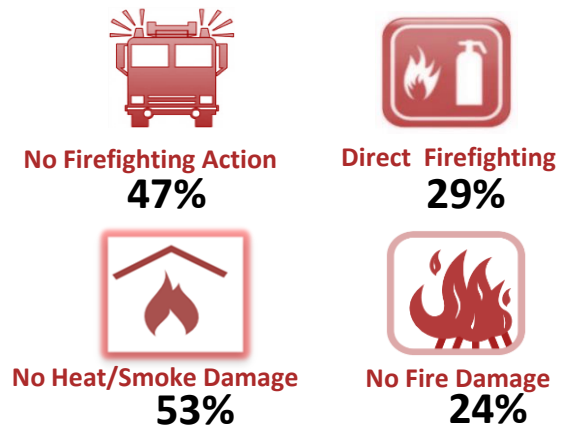
## Main Source of Ignition



## Accidental Dwelling Fires by Time of Day



## Severity of Accidental Dwelling Fires



## Human Factors



## Automatic Detection & Actuation



Accidental Dwelling Fires show a significant decrease in the 'year on year' average, and a slight increase in the '3 year average' indicators. Cooking remains the most common source of ignition for East Renfrewshire, and is a shared main cause across Scotland by some considerable margin. The majority of Accidental Dwelling Fires have been called into Scottish Fire and Rescue Service (SFRS) through linked alarms, which continues to reflect the longstanding legacy partnership work of East Renfrewshire Telecare and SFRS. The detection fitted through this work and SFRS Home Fire Safety Visits has provided early warning and intervention, which reduces casualties and the severity of damage.

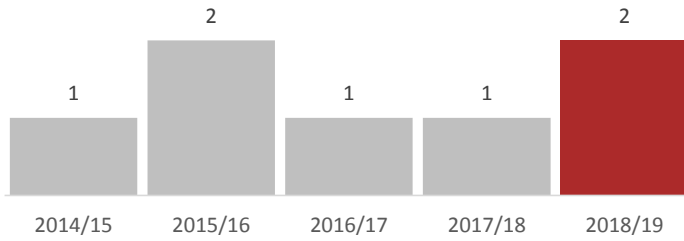
# Domestic Safety - Accidental Dwelling Fire Casualties



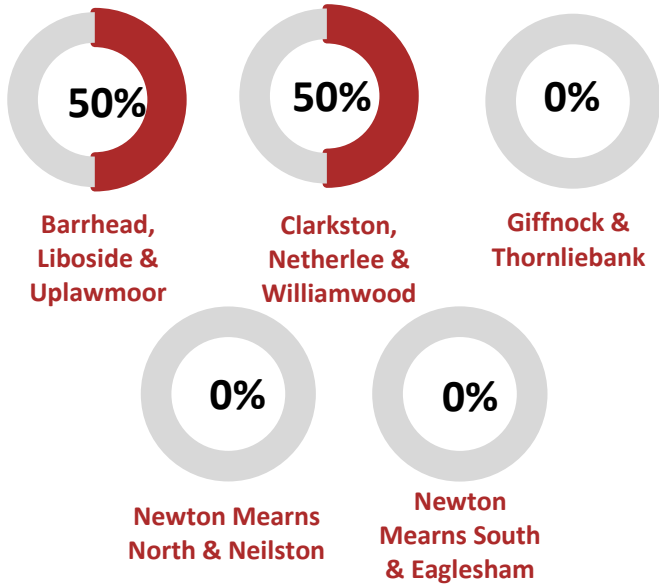
## Performance Summary

Year on Year ◆ 100%      3 Year Average ▲ 0%

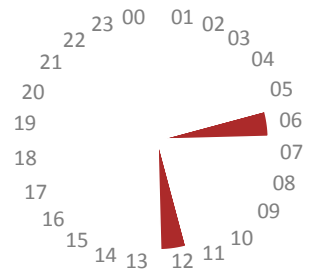
## Accidental Dwelling Fires Casualties



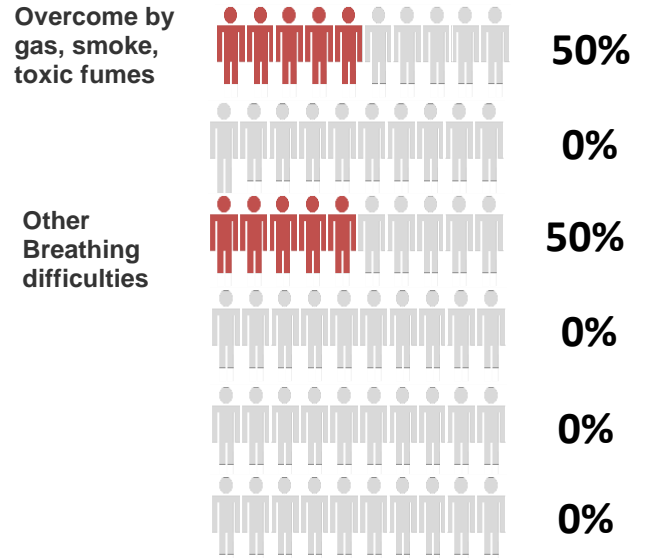
## Accidental Dwelling Fire Casualties by Ward (% share)




## Fire Casualties by Time of Day



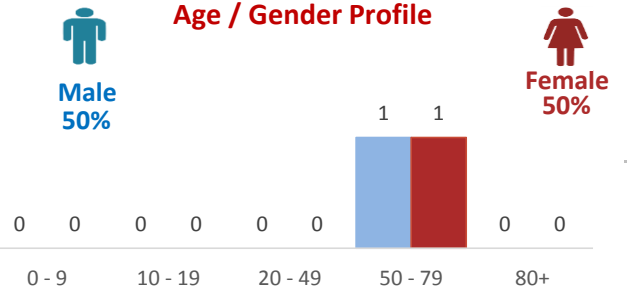
## Nature of Injury



## Extent of Harm



## Age / Gender Profile



There have been two Accidental Dwelling Fire Casualties during this period, and the injuries sustained by both were slight. The female casualty was over the age of 65 and lived alone, which is consistent with the Scottish profile of those persons most at risk of fire at home. The fire was cooking related, and the damage was limited to the item first ignited, which is due to the early detection provided by the smoke alarm present. The male casualty was over the age of 50, and sustained slight smoke inhalation by trying to access a well developed fire within his living room.

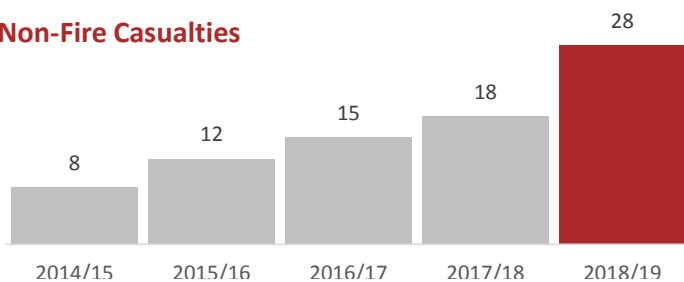
# Unintentional Injury and Harm <sup>21</sup>



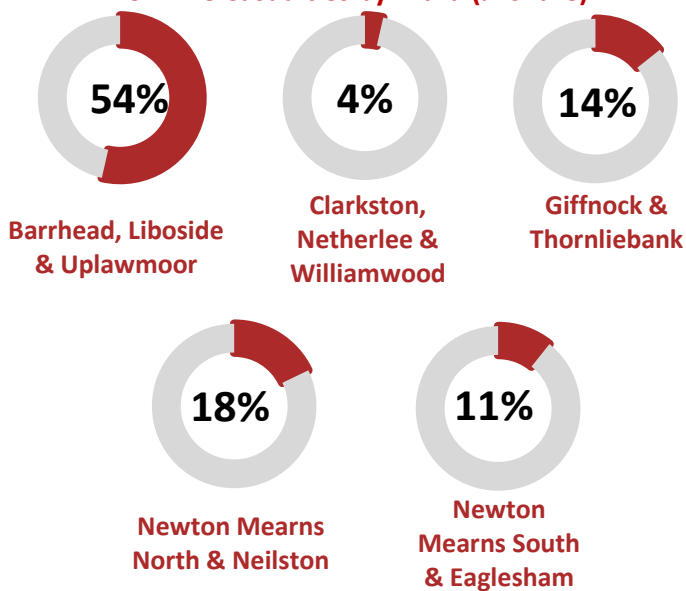
## Performance Summary

Year on Year ◆ 56%      3 Year Average ◆ 36%

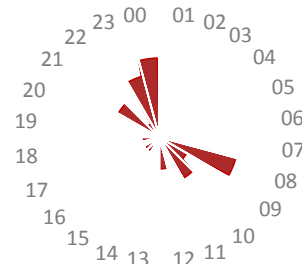
## Non-Fire Casualties



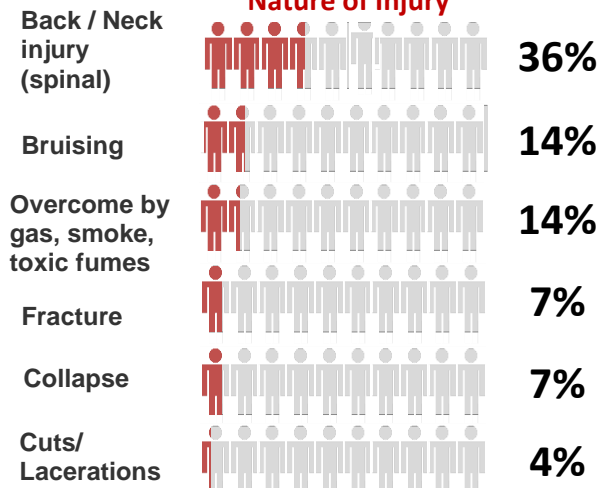
## Non-Fire Casualties by Ward (% share)



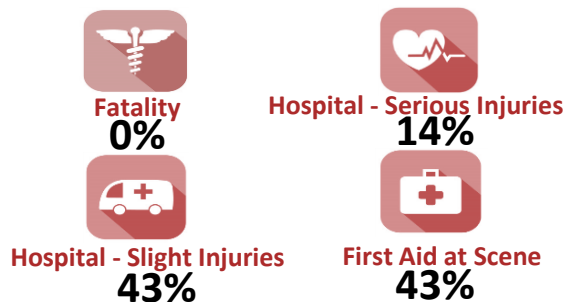
## Non-Fire Casualties by Time of Day



## Nature of Injury



## Extent of Harm



## Non-Fire Emergency Activity

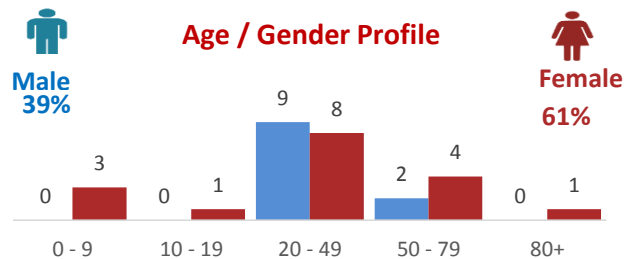


There was an increase in both 'year on year' and '3 year' averages for Non-Fire Casualties, which were predominately led by Road Traffic Collisions (RTC).

The injuries sustained for RTC casualties were mostly minor requiring only first aid at the scene or precautionary hospital checks. However, one adult male attended hospital with serious head and spinal injuries.

It is recognised that this is another quarter with no water rescue casualties following the Safety In and Around Water presentations delivered to East Renfrewshire school pupils.

## Age / Gender Profile



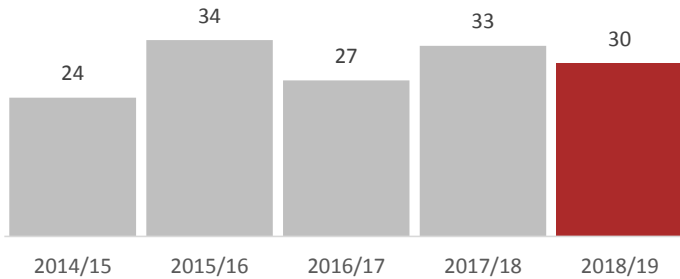
# Deliberate Fire Setting



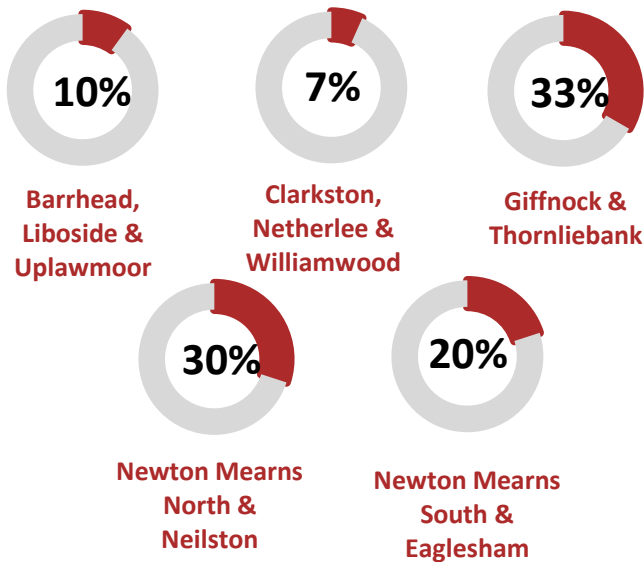
## Performance Summary



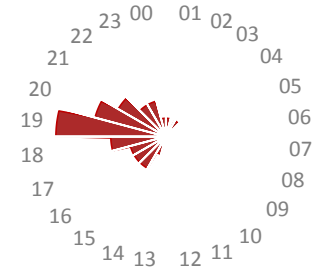
## Deliberate Fires



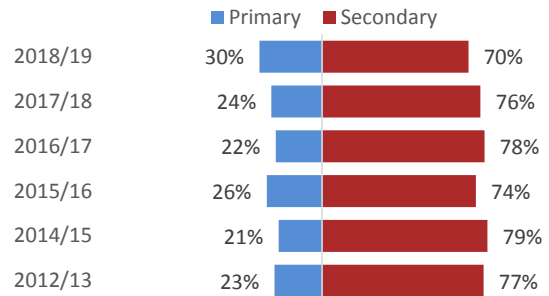
## Deliberate Fires by Ward (% share)



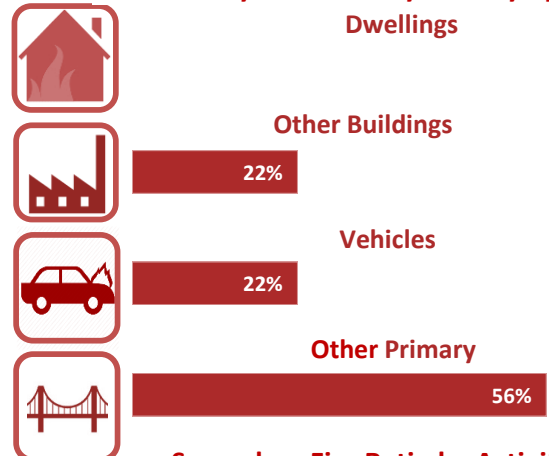
## Deliberate Fires by Time of Day



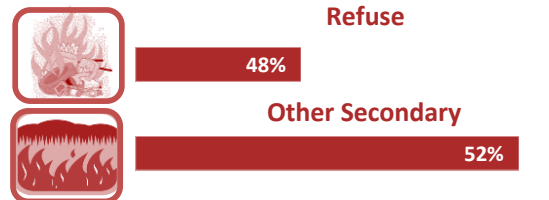
## Deliberate Fires by Classification



## Primary Fire Ratio by Activity Type



## Secondary Fire Ratio by Activity Type

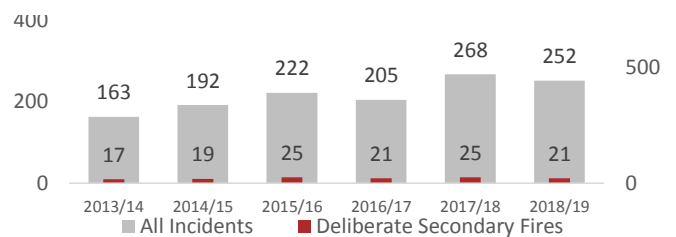


### Definitions

**Primary Fires** - all fires in buildings, vehicles and outdoor structures or any fire involving casualties, rescues or fires attended by five or more appliances

**Secondary Fires** - fire incidents that did not occur at a primary location, was not a chimney fire in an occupied building, did not involve casualties (otherwise categorised as a primary incident) and was attended by four or fewer appliances.

## Deliberate Fires Compared to Operational Activity



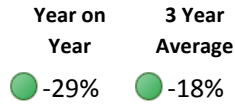
Despite the bonfire season during this period, there was a reduction in both 'year on year' and '3 year average' in Deliberate Fires in East Renfrewshire.

The majority of deliberate fires are of a secondary nature, occurring between 17:00 and 23:00 hours. However, it is noted that there has been a reduction in activity in one ward, and an increase in other wards.

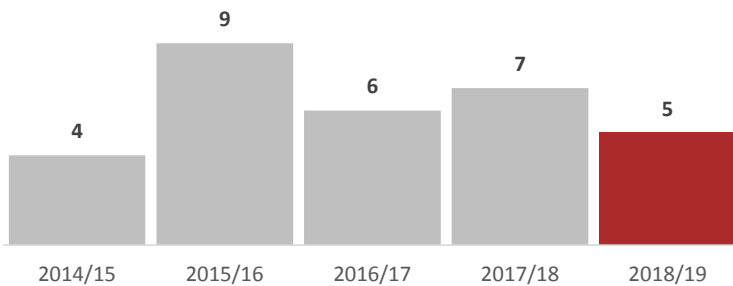
# Non Domestic Fire Safety



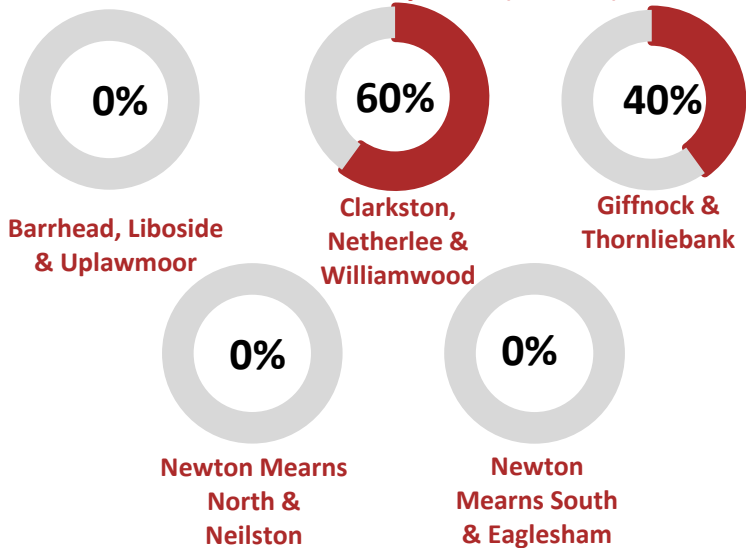
## Performance Summary



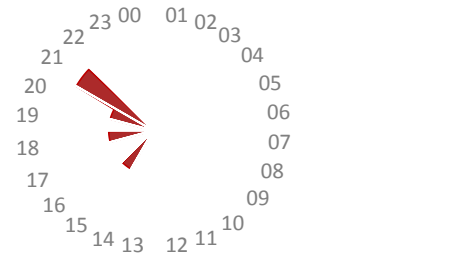
## Non Domestic Fires



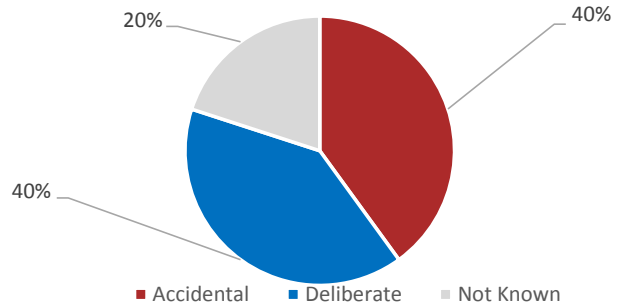
## Non-Domestic Fires by Ward (% share)



## Non-Domestic Fires by Time of Day



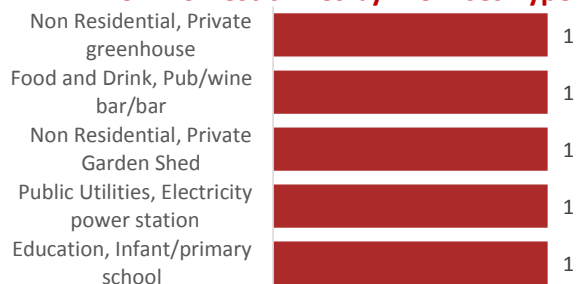
## Non-Domestic Fires by Nature of Origin



## Severity of Non-Domestic Fires



## Non-Domestic Fires by Premises Type



There continues to be a spread of Non Domestic Fires throughout the day in a variety of premises type. Fires in any premises classed as 'Relevant Premises' under the Fire Scotland Act 2005 are subject to a Post Fire Audit by the SFRS Fire Safety Enforcement Team.

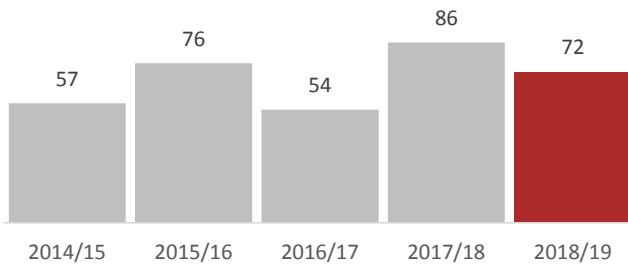
# Unwanted Fire Alarm Signals



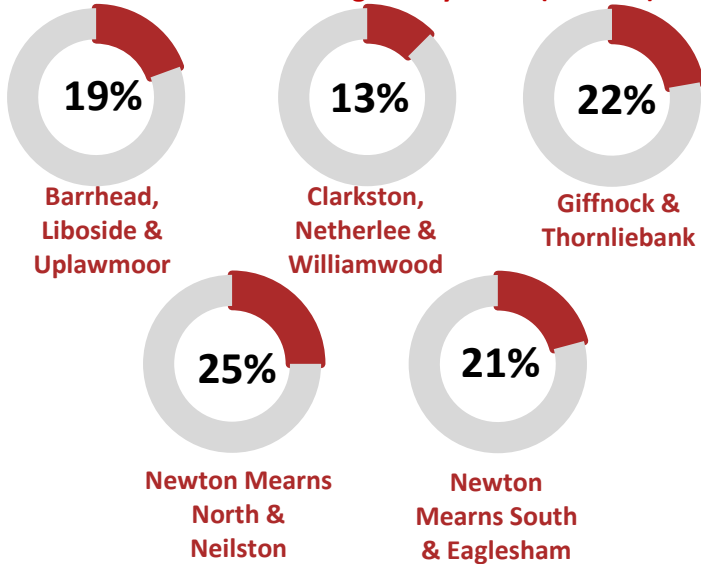
## Performance Summary

Year on Year ● -16%  
 3 Year Average ▲ -2%

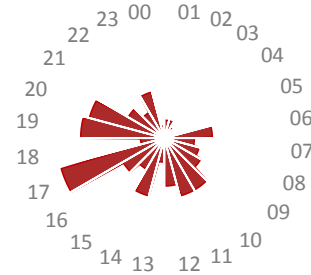
## Unwanted Fire Alarm Signals



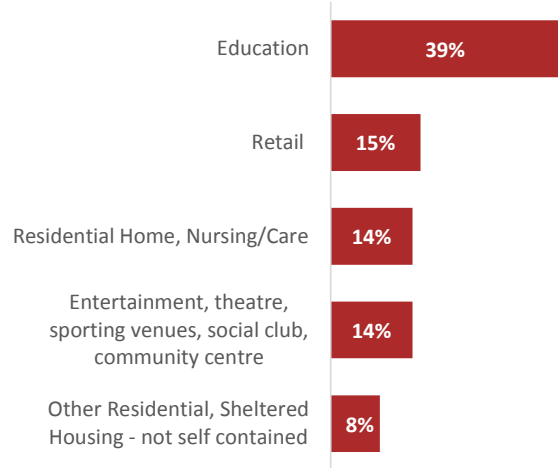
## Unwanted Fire Alarm Signals by Ward (% share)



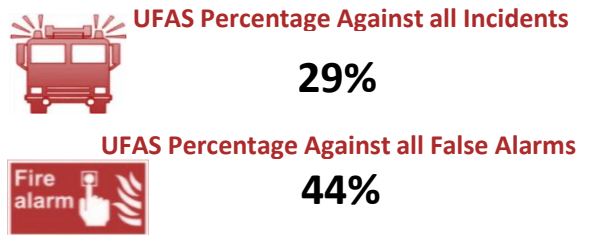
## Unwanted Fire Alarm Signals by Time of Day



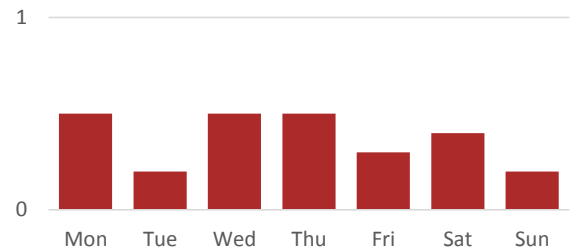
## Unwanted Fire Alarm Signals - Top 5 Premises



## Unwanted Fire Alarm Signals Activity Ratios



## Average Unwanted Fire Alarm Signals per Day



There has been a decrease in Unwanted Fire Alarm Signals (UFAS) compared to the same period in 2017/18 with a spread of incidents across all Wards. Schools account for 39% of all UFAS incidents with most activity occurring weekdays during working hours into early evening. Responding to UFAS accounts for 29% of all operational activity, and therefore UFAS reduction remains a priority.