

Corporate and Community Services Department

Council Headquarters, Eastwood Park, Giffnock, East Renfrewshire, G46 6UG

Phone: 0141 577 3000 Fax: 0141 577 3129

website: www.eastrenfrewshire.gov.uk

Date: 15 November 2019

When calling please ask for: Paul O'Neil (Tel. No 0141-577-3011)

e-mail: paul.o'neil@eastrenfrewshire.gov.uk

TO: Councillors C Merrick (Chair); P O'Kane (Vice Chair); C Bamforth; T Buchanan; D Devlin; B Grant; A Lafferty; and S Miller.

CABINET (POLICE & FIRE)

A meeting of the Cabinet (Police and Fire) will be held in the Council Chamber, East Renfrewshire Council Headquarters, Eastwood Park, Giffnock on **Thursday, 21 November 2019 at 10.00am.**

The agenda of business is as shown below.

Caroline Innes

C INNES

DEPUTY CHIEF EXECUTIVE

AGENDA

1. **Report apologies for absence.**
2. **Declarations of Interest.**
3. **Police Scotland – Performance Report over the Second Quarter of Financial Year 2019/20 – Report by Divisional Commander (copy attached, pages 3 - 4).**
4. **Scottish Fire and Rescue Service – Performance Report for the Second Quarter of 2019/20 – Report by Local Senior Officer (copy attached, pages 5 - 16).**

This document can be explained to you in other languages and can be provided in alternative formats such as large print and Braille. For further information, please contact Customer First on 0141 577 3001 or email customerservices@eastrenfrewshire.gov.uk

BLANK PAGE

Introduction

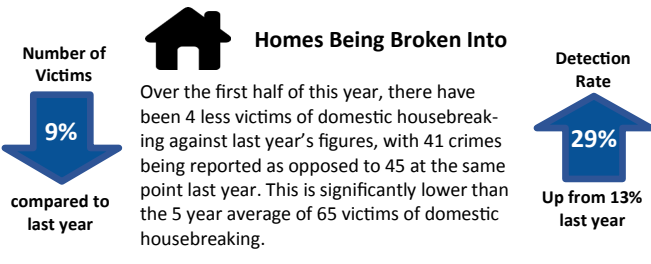


As Local Police Commander I am pleased to present this policing plan update covering the first 6 months of 2019/20. This update relates directly to our East Renfrewshire Policing Plan 2017/20, which is available on the Police Scotland website. The policing plan highlights the issues of most concern in our communities and it emphasises our commitment to addressing these concerns. In the coming weeks and months, we will be starting consultation on our policing plan for

2020/23 and Cabinet members will have the opportunity to comment on what should be included in this plan and what community priorities we should be focusing on.

We have well established partnerships within East Renfrewshire and I am confident that through the various partner activities we undertake, we are improving the quality of life for people in East Renfrewshire. A good example of this was the work undertaken in the lead up to and during the first 'Playground Festival' in Rouken Glen Park in August. Through early engagement and appropriate representation at planning meetings, we were able to put in place an effective policing plan for the event which ensured public safety and contributed to the overall success of the event.

Acquisitive Crime

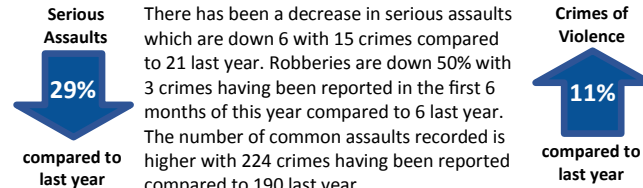


Local Policing Priority – Homes Being Broken Into
National Policing Priority – Acquisitive Crime

Detecting those responsible for housebreaking can at times be difficult and protracted however, with the skills of the attending officers in carrying out door to door, capturing CCTV evidence and support from our specialist teams, we have improved the ability to detect those responsible for these crimes. Prevention is always preferred to detection and officers from our Safer Communities Department continue to attend at a variety of community events and have provided several home security surveys to enhance building security.

East Renfrewshire Local Policing Plan (2017-2020) Quarterly Report (Q2 — 2019/20)

Violent Crime



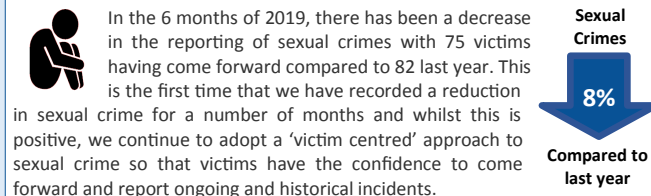
Local Policing Priority – Violent Crime
National Policing Priority – Violence, Disorder & Antisocial Behaviour
Fairer East Ren Plan—Reducing social isolation, loneliness & increasing safety

Reducing and preventing violent crime remains a key priority and whilst there has been a reduction in serious violent crimes, the number of common assaults recorded is higher. Due to the higher incidence of these crimes, there has been an overall increase in crimes of violence in the first 6 months of this year compared to last year's figures. It does however, represent an improvement on the figures reported for the first quarter of this year where violent crime was up by 32% which is positive.

We remain committed to dealing quickly and effectively with incidents of domestic abuse. A number of the assaults are between partners or former partners, and compared to the same period last year, the number of domestic abuse crimes has increased from 127 to 168. The number of reported incidents is up from 259 to 281. This is indicative of the continued willingness of individuals to report domestic abuse to us. All local officers will have completed additional training in relation to domestic abuse incidents in the coming weeks.

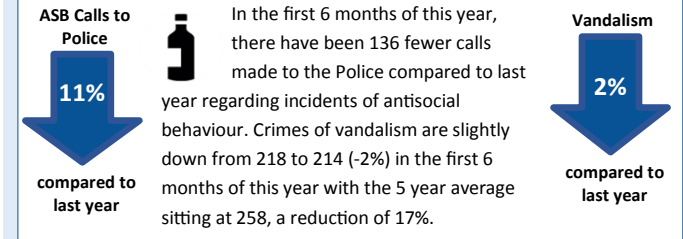
Public Protection

Local Policing Priority – Child Abuse Including Child Sexual Exploitation



In the 6 months of 2019, there has been a decrease in the reporting of sexual crimes with 75 victims having come forward compared to 82 last year. This is the first time that we have recorded a reduction in sexual crime for a number of months and whilst this is positive, we continue to adopt a 'victim centred' approach to sexual crime so that victims have the confidence to come forward and report ongoing and historical incidents.

Antisocial Behaviour & Disorder



Local Policing Priority – Antisocial behaviour and disorder
National Policing Priority – Violence, disorder and antisocial behaviour
Fairer East Ren Plan—Reducing social isolation, loneliness and increasing safety

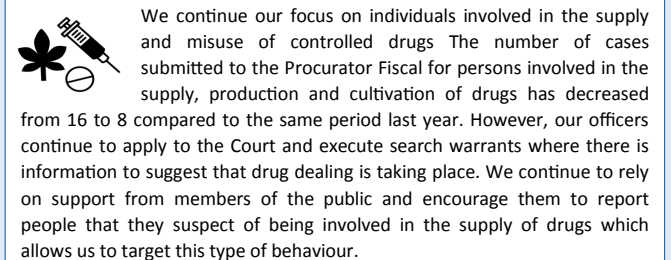
Anti-social behaviour remains a community priority and we continue to focus efforts on preventing disorder.

During the summer school holidays, we ran a successful youth disorder action plan and supplemented local officers with Special Constables. This focused on groups of youths who were congregating in local parks and causing disorder in the parks and also in the surrounding streets. By proactively patrolling these areas, we were able to engage with groups, confiscate alcohol and prevent disorder occurring.

In August, we also worked closely with Community Safety and other departments to deploy resources at 'hot-spot' locations during Exam Results Day. This day had caused issues last year, however, by working together, sharing information, and tasking resources appropriately, we were able to prevent a reoccurrence and noted a significant reduction in disorder compared to last year.

Drug Dealing & Misuse

Local Policing Priority – Drug Dealing & Misuse
National Policing Priority – Protecting People At Risk of Harm



We continue our focus on individuals involved in the supply and misuse of controlled drugs. The number of cases submitted to the Procurator Fiscal for persons involved in the supply, production and cultivation of drugs has decreased from 16 to 8 compared to the same period last year. However, our officers continue to apply to the Court and execute search warrants where there is information to suggest that drug dealing is taking place. We continue to rely on support from members of the public and encourage them to report people that they suspect of being involved in the supply of drugs which allows us to target this type of behaviour.

TACKLING VIOLENT CRIME

Local Policing Priority – Violent Crime

We continue to work closely with ERC’s Licensing Department to prevent alcohol related violence. For a number of months, we received complaints about a shop selling alcohol to under-18s. Officers carried out a several visits to the store, seized alcohol from youths nearby and submitted a number of reports were submitted to the Procurator Fiscal. In August, we presented our findings to the Licensing Board who immediately revoked the license for the premises.

TACKLING ACQUISITIVE CRIME

Local Policing Priority – Homes Being Broken Into
National Policing Priority – Acquisitive Crime

In September, a report was received of a male acting suspiciously in the Thornliebank area. Officers attended and found that this male had broken into a house and was in the process of stealing property. On being arrested, he assaulted two officers. Thankfully neither was seriously injured and the male was detained in custody to appear at court the following day. He is awaiting trial in relation to this incident.

PUBLIC PROTECTION

Local Policing Priority – Child abuse and child sexual exploitation
Local Policing Priority – Violent Crime
National Policing Priority – Protecting People At Risk of Harm

We continue to work with a variety of partner agencies in relation to Public Protection. One example of this is the MARAC (Multi-Agency Risk Assessment Conference) which is now established within East Renfrewshire. In the first 6 months of this year, we have referred 11 cases to MARAC to ensure that the victims in the most serious cases of domestic abuse receive the appropriate support.

In September, two of our campus officers attended a training course on the ‘Safe and Together’ programme. This course enhanced their awareness of key issues in respect of dealing with domestic abuse cases where there were children present and the impact that witnessing this type of behaviour may have on them. Given their interaction with children in East Renfrewshire schools on a daily basis, both officers have stated that they found the course beneficial and they have been able to share their new knowledge with colleagues.

SIGNIFICANT DRUG SEIZURES

Local Policing Priority – Drugs Dealing and Misuse

In August, officers from our Local Problem Solving Team were on patrol in the Newton Mearns area when they searched a 19 year old male who they had reasonable cause to suspect was in possession of controlled drugs. They subsequently recovered 21 ‘deals’ of cannabis from this individual and a report has been submitted to the Procurator Fiscal.

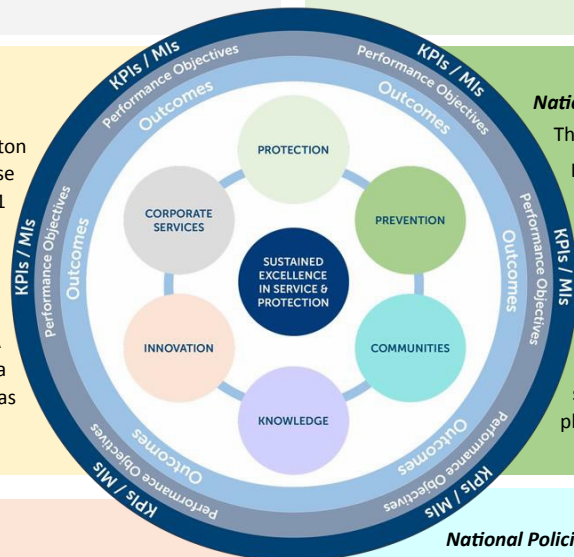
In September, local officers were on patrol in Newton Mearns when they searched another individual who was suspected of being possession of controlled drugs. A large quantity of herbal cannabis was recovered and the officers then applied for a warrant to search the person’s home address. On doing so, a quantity of cash was seized and a report has been submitted to the Procurator Fiscal.

ROADS SAFETY

National Policing Priority – Road Safety and Road Crime

This national priority is frequently highlighted when we speak with communities.

In the first 6 months of 2019, there has not been a single fatality on East Renfrewshire’s roads. There has also been fewer people slightly injured in road crashes, with 21 casualties compared to 34 last year. This is testament to the good work being carried out by a variety of partners across the Local Authority. We continue to listen to community concerns about speeding in their area. Local officers and also Roads Policing have carried out speed checks at locations across the Local Authority. In the first 6 months of 2019, we have engaged with drivers to promote road safety with 13 drivers being issued with fixed penalties for failing to wear their seatbelt and 9 drivers issued with fixed penalties for driving whilst using their mobile phone.



EFFECTIVE PREVENTION & PARTNERSHIPS

Local Policing Priorities - Violent Crime - Antisocial Behaviour and Disorder

National Policing Priority – Protecting People At Risk of Harm

‘I AM ME’ Initiative

We continue to promote the ‘I AM ME’ Initiative with colleagues from Community Safety across East Renfrewshire. In the last quarter, several new businesses in Barrhead and Neilston have completed the training and their premises are now available to people who feel vulnerable whilst out in the community. Our Local Authority Liaison Officer, Constable Jacqueline Petrie, recently received an award from the Scottish Women’s Development Forum for her contribution to this initiative.

CAMPUS POLICE OFFICERS

Our Campus Police Officers continue to work in East Renfrewshire schools. Throughout the last academic year, these officers have delivered inputs in both primary and secondary on a range of issues including Hate Crime, Cyber Bullying, Antisocial Behaviour, knives and weapons. In September, our staff have carried out engagements with pupils and parents at careers evenings and other events. During these, we commenced a local initiative with colleagues from SFRS highlighting the dangers of fire-raising and the irresponsible use of fireworks.

COUNTER TERRORISM AND DOMESTIC EXTREMISM

National Policing Priority – Counter Terrorism and Domestic Extremism

We remain focused on delivering the CONTEST strategy. Our Counter Terrorism Liaison Officers have been continuing to provide advice and training to local businesses, to mitigate the threat of a terrorist attack and build their resilience to respond to one, should it occur. One of Local Problem Solving Team supervisors has been appointed as CONTEST champion and provides information to local partners regarding ongoing initiatives.

CONCLUSION

As Local Police Commander responsible for policing services in East Renfrewshire, I am pleased to present this update on our policing activities in the first 6 months of the year and share some of the positive outcomes achieved. I am delighted to report that the results of our most recent public satisfaction surveys continue to demonstrate that public levels of satisfaction in the police service remain incredibly high, 86.8% compared to 84.8% nationally.

Thank you sincerely for your continued support and access to vital roles and assets.

Chief Superintendent
 Hazel Hendren



**East Renfrewshire Performance Report
1st July 2019 - 30th September 2019**



SCOTTISH
FIRE AND RESCUE SERVICE
Working together for a safer Scotland

**Working together
for a safer Scotland**

BLANK PAGE

East Renfrewshire Performance Report

Table of Contents

Local Fire and Rescue Service Plan Priorities	3
East Renfrewshire Activity Summary	4
Domestic Safety - Accidental Dwelling Fires	5
Domestic Safety - Accidental Dwelling Fire Casualties	6
Unintentional Injury and Harm	7
Deliberate Fire Setting	8
Non-Domestic Fire Safety	9
Unwanted Fire Alarm Signals	10

BLANK PAGE













Local Fire and Rescue Service⁹ Plan Priorities

The Local Fire and Rescue Service Plan has been developed to set out the priorities and objectives within East Renfrewshire and allows our local authority partners to scrutinise the performance outcomes of these priorities. We will continue to work closely with our partners in East Renfrewshire to ensure we are all “**Working Together for a Safer Scotland**” through targeting risks to our communities at a local level.

The plan has been developed to complement key partnership activity embedded across East Renfrewshire Community Plan and associated Delivery and Thematic plans. Through partnership working we will seek to deliver continuous improvement in our performance and effective service delivery in our area of operations.




The Local Fire and Rescue Plan for East Renfrewshire identified six areas for demand reduction and is subject to regular monitoring and reporting through the Police / Fire and Rescue Committee. A summary of the priorities and current activity is detailed below with further detail and analysis contained within this performance report.

	Accidental Dwelling Fires	Accidental Dwelling Fire Casualties	Unintentional Injury and Harm	Deliberate Fire Setting	Non-Domestic Fire Safety	Unwanted Fire Alarm Signals
Barrhead, Liboside & Uplawmoor	7	0	1	16	3	12
Clarkston, Netherlee & Williamwood	1	0	1	3	0	9
Giffnock & Thornliebank	4	0	1	2	0	23
Newton Mearns North & Neilston	0	0	1	2	0	23
Newton Mearns South & Eaglesham	3	0	6	4	0	13

Total Incidents	15	0	10	27	3	80
Year on Year Change	 15%	 -100%	 -23%	 -18%	 -67%	 16%
3 Year Average Change	 5%	 0%	 9%	 -6%	 8%	 -3%

About the statistics within this report

The activity totals and other statistics quoted within this report are published in the interests of transparency and openness. They are provisional in nature and subject to change as a result of ongoing quality assurance and review. Because all statistics quoted are provisional there may be a difference in the period totals quoted in our reports after local publication which result from revisions or additions to the data in our systems. The Scottish Government publishes official statistics each year which allow for comparisons to be made over longer periods of time.

-  Activity levels have reduced by more than 5%
-  Activity levels have reduced by up to 5%
-  Activity levels have increased overall

East Renfrewshire Activity Summary ¹⁰



53

fires
primary &
secondary



31

special
services



161

false
alarms



245
total number of
incidents



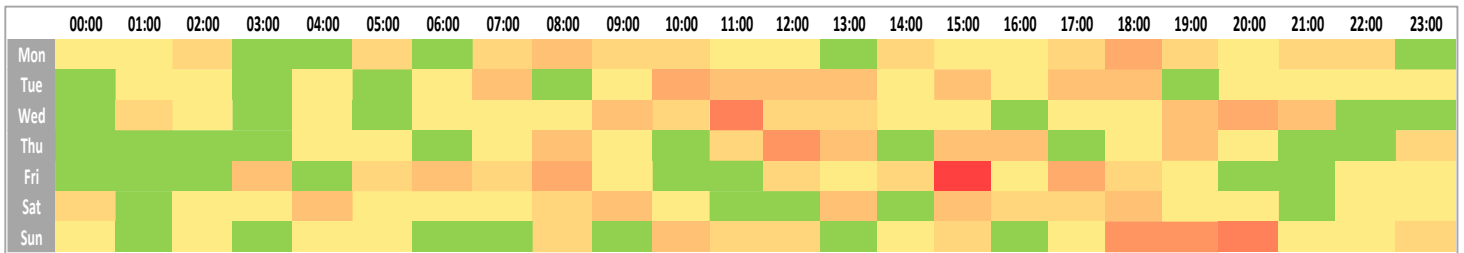
12
fire & non-fire
casualties



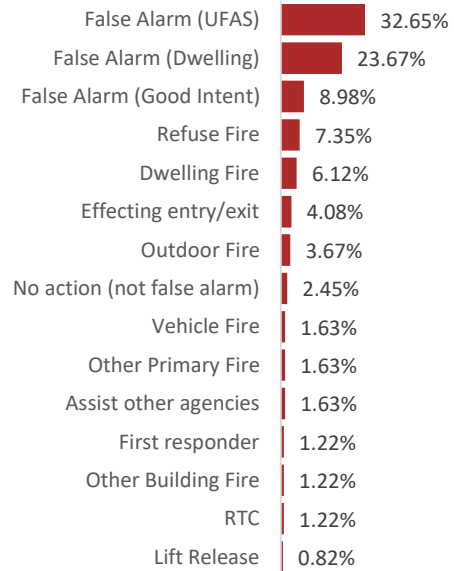
£157,600
economic cost of
ufas incidents

*data above is year on year change

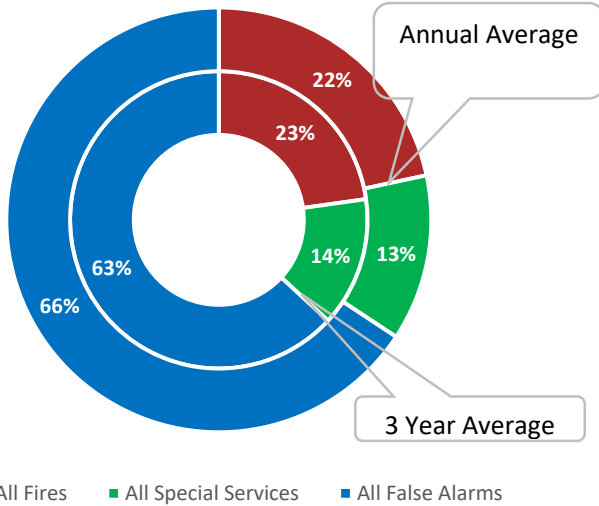
Activity by Time of Day



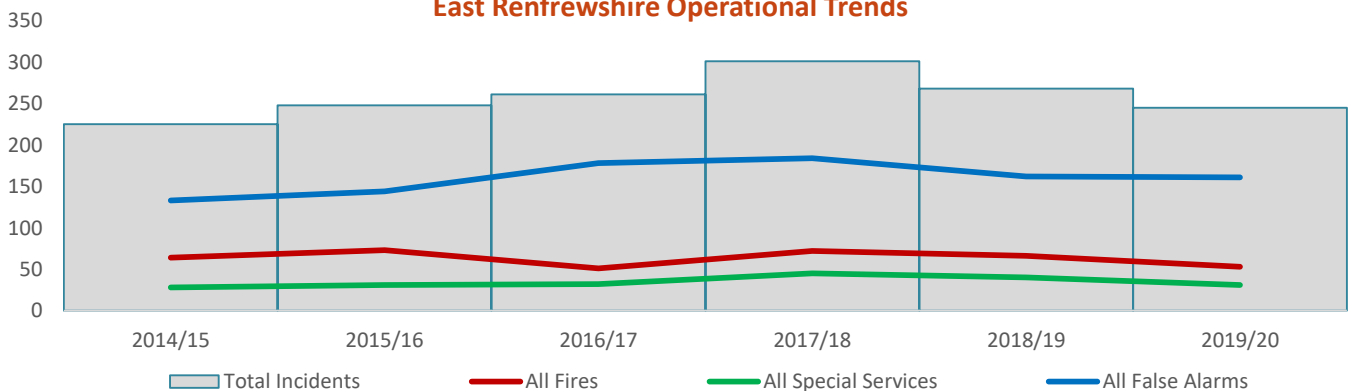
Top 15 Incidents Types by %



Incidents by Classification



East Renfrewshire Operational Trends



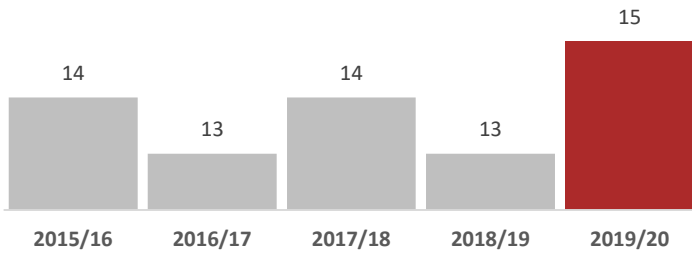
Domestic Safety - Accidental Dwelling Fires



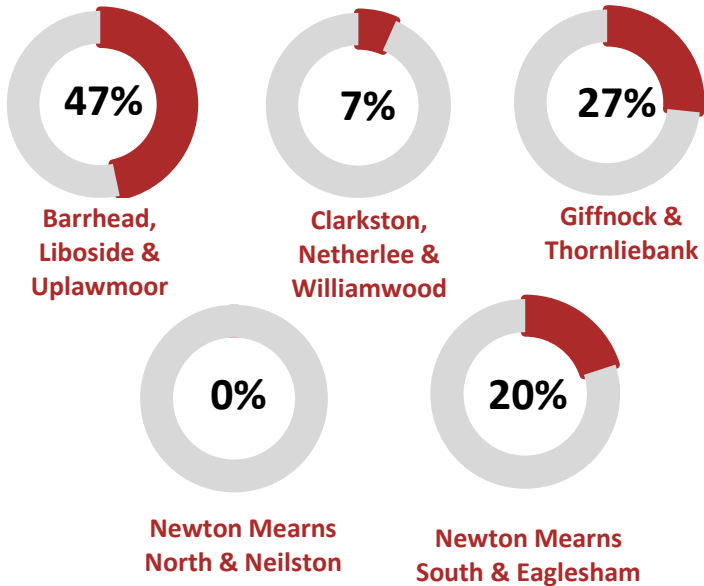
Performance Summary

Year on Year **15%**
3 Year Average **5%**

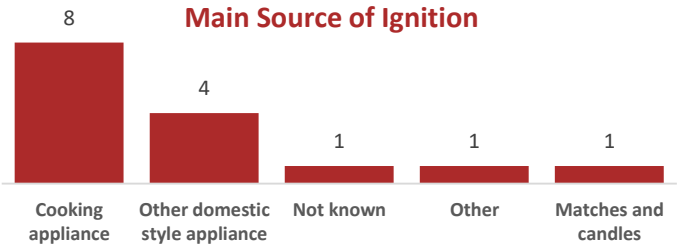
Accidental Dwelling Fires



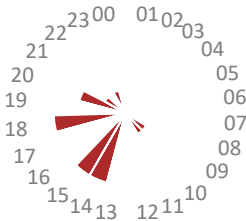
Accidental Dwelling Fires Activity by Ward (% share)



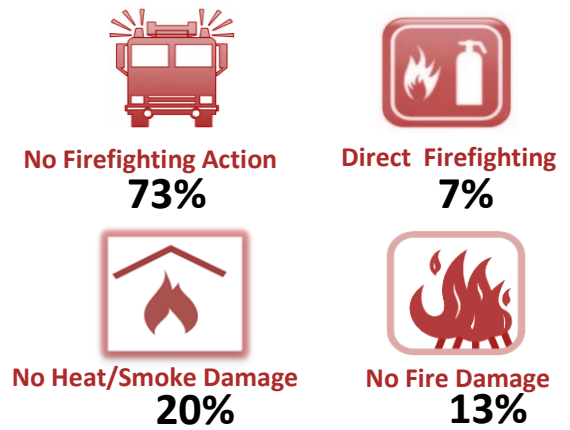
Main Source of Ignition



Accidental Dwelling Fires by Time of Day



Severity of Accidental Dwelling Fires



Human Factors



Automatic Detection & Actuation



Accidental Dwelling Fires (ADF) show a slight increase over both 'year on year' and '3 year average' indicators. However, a high percentage of these fires required no firefighting action. Cooking remains the most common source of ignition, accounting for more than half of the ADF in East Renfrewshire. The majority of ADF have detection fitted and have been called into Scottish Fire and Rescue Service (SFRS) through linked alarms. This combination has provided early warning and intervention, which is reflected in the number of ADF casualties and severity of damage during this quarter.

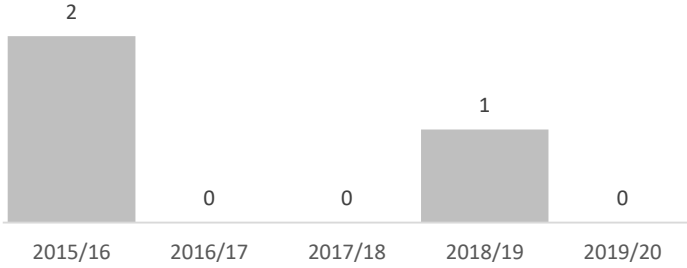
Domestic Safety - Accidental Dwelling Fire Casualties



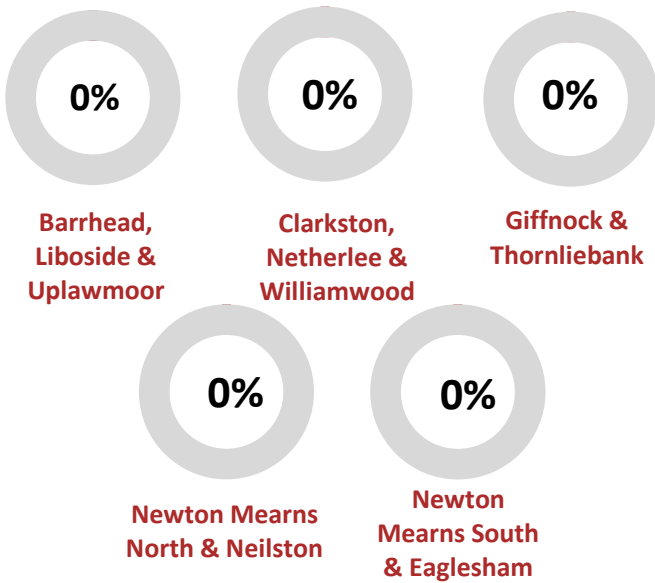
Performance Summary




Accidental Dwelling Fires Casualties




Accidental Dwelling Fire Casualties by Ward (% share)



Fire Casualties by Time of Day



Nature of Injury



Extent of Harm

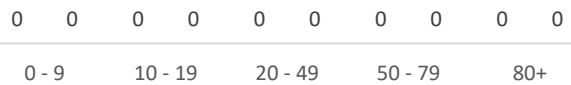


Male

Age / Gender Profile



Female

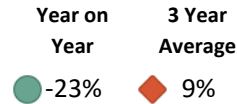


Despite the rise in ADF, there have been no ADF casualties during this quarter.

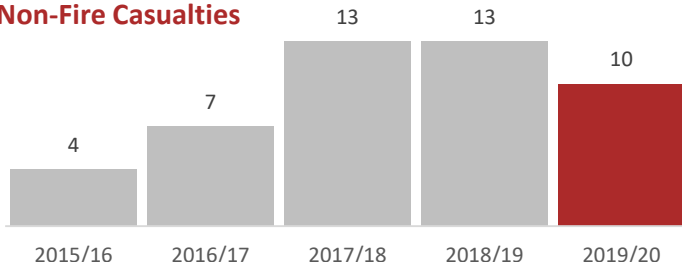
Unintentional Injury and Harm ¹³



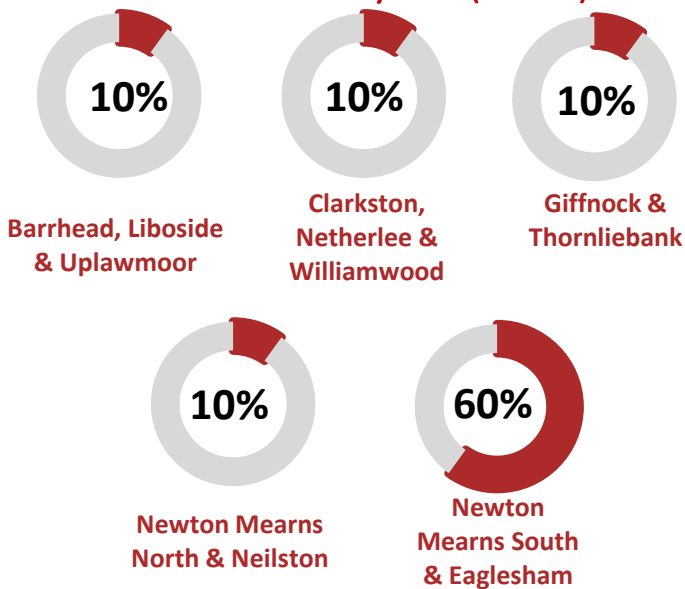
Performance Summary



Non-Fire Casualties



Non-Fire Casualties by Ward (% share)

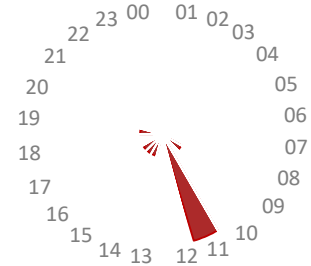


There has been a decrease in the number of Non-Fire Casualties (NFC). The NFC during this period were as a result of road traffic collisions and events requiring SFRS to assist partner agencies.

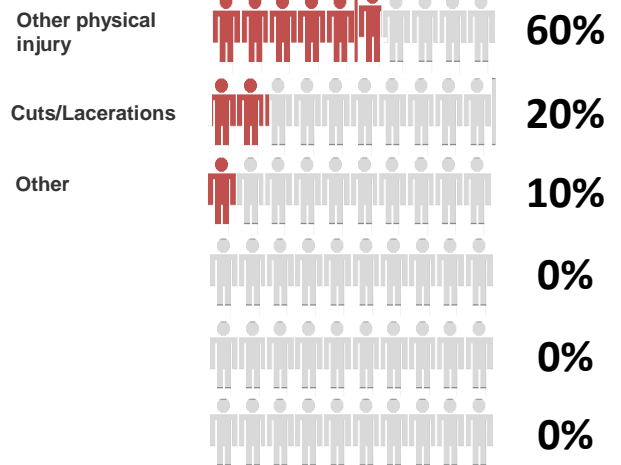
Two of the casualties were fatalities, and involved SFRS attending two incidents to effect entry for one 89 year old male, and one 92 year old male. The injuries for the remaining eight casualties were slight, or required first aid at the scene.

Despite the summer period, it is pleasing to see a continuing trend of no water related casualties.

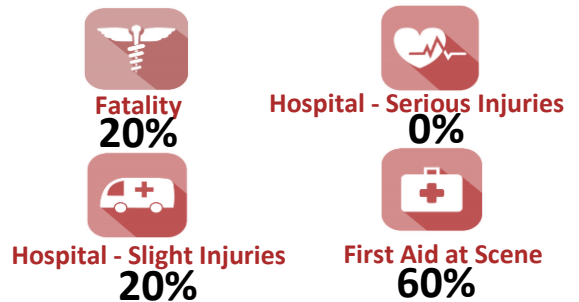
Non-Fire Casualties by Time of Day



Nature of Injury



Extent of Harm



Non-Fire Emergency Activity

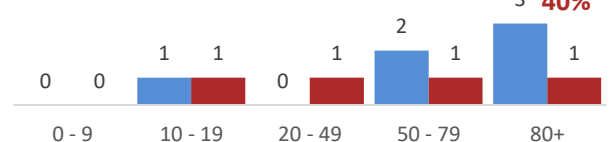


Male
60%

Age / Gender Profile



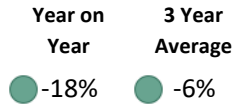
Female
40%



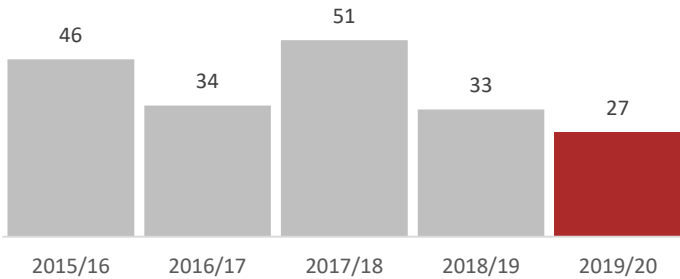
Deliberate Fire Setting



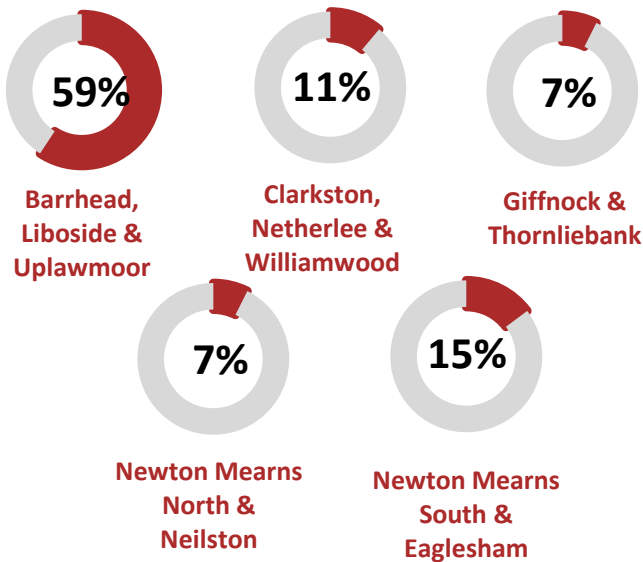
Performance Summary



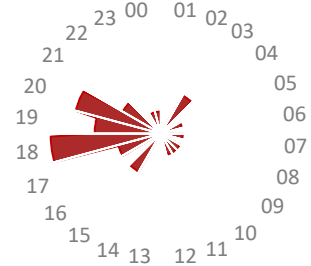
Deliberate Fires



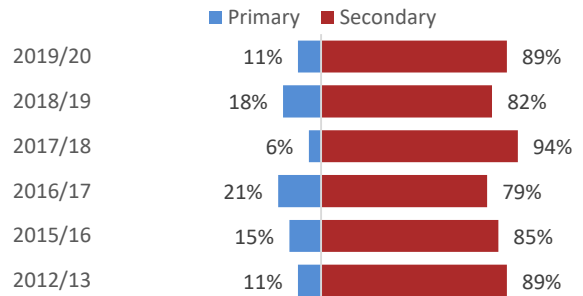
Deliberate Fires by Ward (% share)



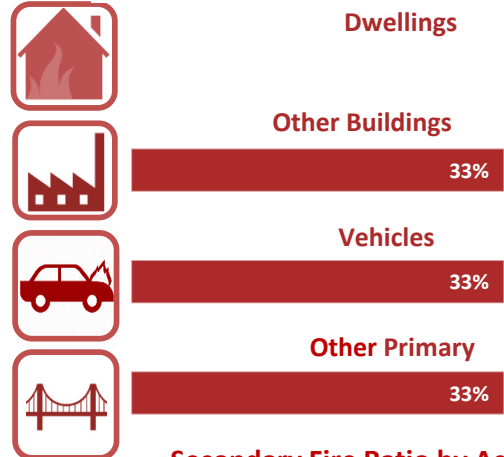
Deliberate Fires by Time of Day



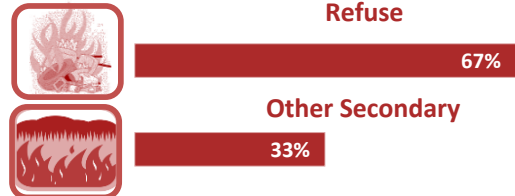
Deliberate Fires by Classification



Primary Fire Ratio by Activity Type



Secondary Fire Ratio by Activity Type

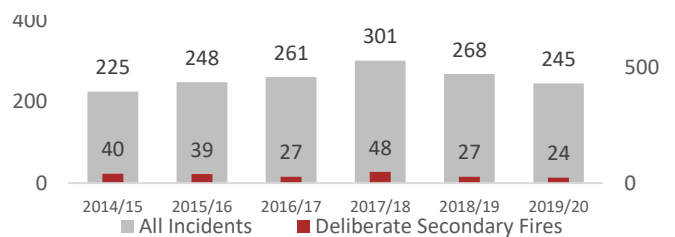


Definitions

Primary Fires - all fires in buildings, vehicles and outdoor structures or any fire involving casualties, rescues or fires attended by five or more appliances

Secondary Fires - fire incidents that did not occur at a primary location, was not a chimney fire in an occupied building, did not involve casualties (otherwise categorised as a primary incident) and was attended by four or fewer appliances.

Deliberate Fires Compared to Operational Activity



There has been a decrease in deliberate fires over both 'year on year' and '3 year average' indicators. A high percentage of deliberate fires are secondary in nature, involving refuse, and predominately occur within one ward between 1700 and 2200 hours.

Non Domestic Fire Safety

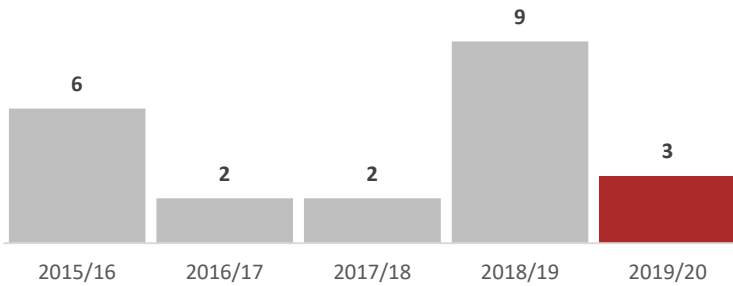
15



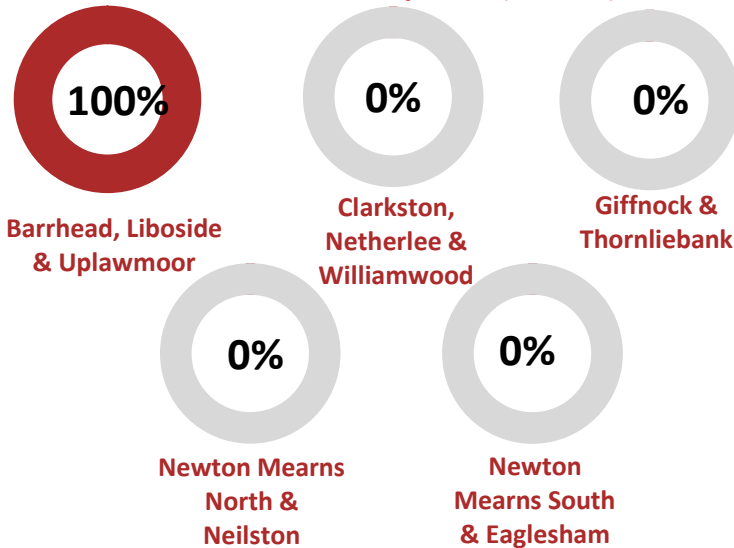
Performance Summary

Year on Year ● -67% 3 Year Average ◆ 8%

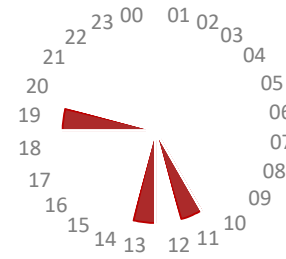
Non Domestic Fires



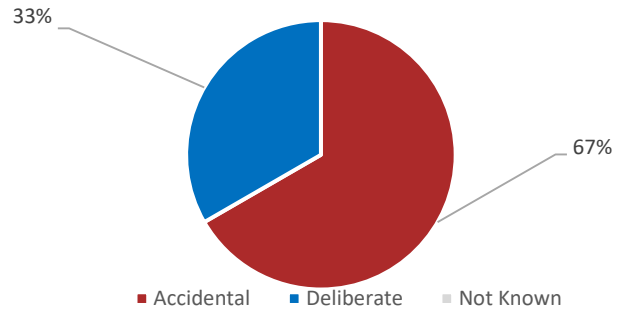
Non-Domestic Fires by Ward (% share)



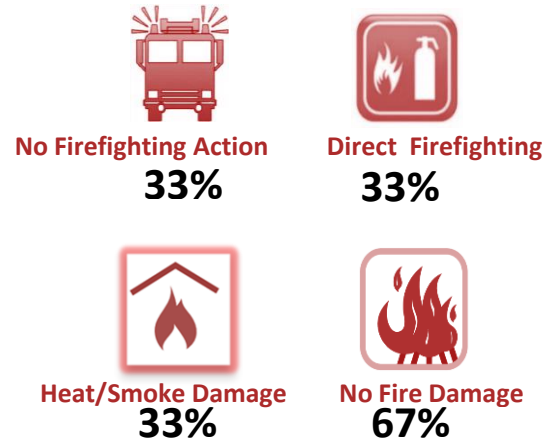
Non-Domestic Fires by Time of Day



Non-Domestic Fires by Nature of Origin



Severity of Non-Domestic Fires



Non-Domestic Fires by Premises Type



There has been a significant decrease in non-domestic fires compared to the same period last year. The three incidents were all in one ward and involved a variety of premises type. One of the incidents was deliberate and involved slight damage to a shop due to a commercial bin fire. Fires in any premises classed as 'Relevant Premises' under the Fire Scotland Act 2005 are subject to a Post Fire Audit by the SFRS Fire Safety Enforcement Team.

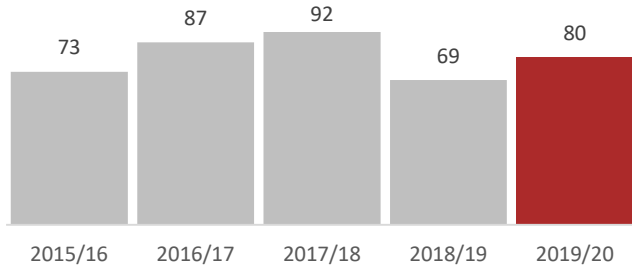
Unwanted Fire Alarm Signals



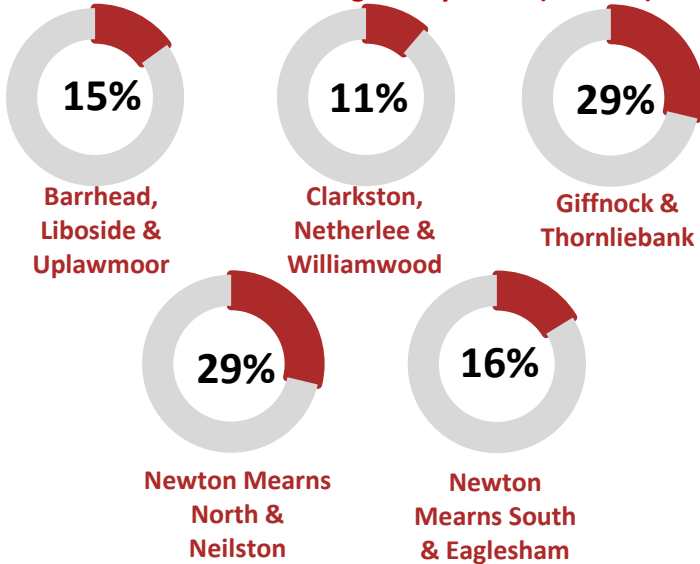
Performance Summary

Year on Year **16%** 3 Year Average **-3%**

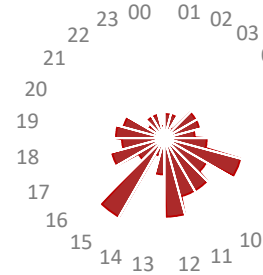
Unwanted Fire Alarm Signals



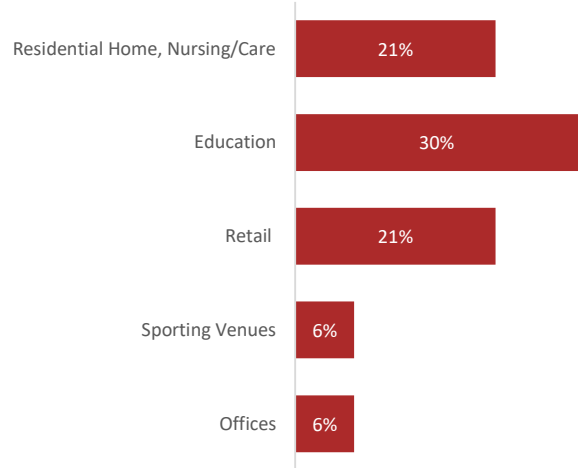
Unwanted Fire Alarm Signals by Ward (% share)




Unwanted Fire Alarm Signals by Time of Day



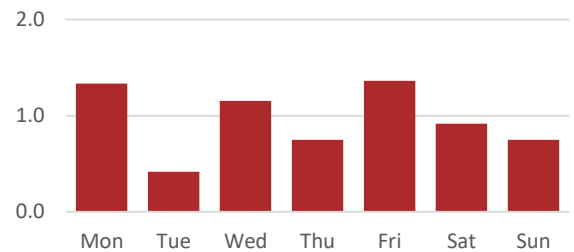
Unwanted Fire Alarm Signals - Top 5 Premises



Unwanted Fire Alarm Signals Activity Ratios



Average Unwanted Fire Alarm Signals per Day



There has been an increase in the number of Unwanted Fire Alarm Signals (UFAS) incidents compared to the same period last year. However, there is a slight decrease on the 3 year average. Education premises accounted for 30% of all UFAS incidents, and therefore it is hoped that the 'TAKE 5' partnership project, which is nearing completion, will see a reduction in this type of incident at all East Renfrewshire Council premises.