

# Item 4 Annual Review

## Recommendations

- i. Community Plan End Year Data Report – **Board to note the end year data updates and the PAR’s role in monitoring and scrutinising the data**
- ii. Fairer East Ren Delivery Plans – **Board to note the completed delivery plans (fulfilling statutory duty of a Local Outcomes Improvement Plan / LOIP)**
- iii. Locality planning phased approach update – **Board to note the progress on the phased approach to locality planning**
- iv. Delivering on 2018-2019 priorities – **Board to note the progress on delivering the 2018-2019 priorities**
- v. Annual Progress Reports to communities – **Board to approve reports in principle for publication to communities and delegate responsibility to the Council’s Chief Executive in consultation with the Leader to make minor amendments as required**

# Item 4(i) Community Plan End Year Data

There are 18 Community Plan indicators that gauge quality of life but do not have targets. A report that detailed movement in the indicators over the last year and how they compared to Scotland was scrutinised by the PAR in May.

## Of the 15 indicators that have intended directions of travel:

6 increased/decreased as intended	<ul style="list-style-type: none"> <li>• Male life expectancy at birth</li> <li>• Female life expectancy at birth</li> <li>• % of school leavers in a positive Destination</li> <li>• Median earnings for residents living in the East Renfrewshire area who are employed</li> <li>• Carbon Dioxide (CO2) emissions per resident</li> <li>• Number of dwelling fires per 100,000 population</li> </ul>
4 went against intended direction	<ul style="list-style-type: none"> <li>• Business survival rate</li> <li>• Number of crimes per 10,000 population</li> <li>• % of Citizen Panel saying that levels of crime have 'increased slightly' AND 'increased greatly' in the past two years</li> <li>• Female Life Expectancy at age 75 Years</li> </ul>
5 remained the same or changed by less than 0.5%	<ul style="list-style-type: none"> <li>• Percentage of babies with a healthy birthweight</li> <li>• % of East Renfrewshire's population who are economically active</li> <li>• % of adult population with qualifications at NVQ level 4 (HND/Degree) and above</li> <li>• % of residents who are satisfied or very satisfied with East Renfrewshire as a place to live</li> <li>• Male life expectancy at age 75 years</li> </ul>

# Item 4(i) Community Plan End Year Data

## Of the 14 indicators that have national comparisons:

10 significantly exceeded the Scottish level	<ul style="list-style-type: none"> <li>• Male life expectancy at birth</li> <li>• Female life expectancy at birth</li> <li>• % of school leavers in a positive destination</li> <li>• % of adult population with qualifications at NVQ level 4 (HND/Degree) and above</li> <li>• Median earnings for residents living in the East Renfrewshire area who are employed</li> <li>• Carbon Dioxide (CO2) Emissions per resident</li> <li>• Number of crimes per 10,000 population</li> <li>• Number of dwelling fires per 100,000 population</li> <li>• Male Life Expectancy at age 75 Years</li> <li>• Female Life Expectancy at age 75 Years</li> </ul>
3 were similar to the Scottish level	<ul style="list-style-type: none"> <li>• Percentage of babies with a healthy birthweight</li> <li>• % of East Renfrewshire's population who are economically active</li> <li>• Business Survival Rate</li> </ul>
1 compared unfavourably to the Scottish level	<ul style="list-style-type: none"> <li>• % of population aged 16-64*</li> </ul>

\*% of population aged 16-64 does not have an intended direction of travel as it can be affected by multiple factors beyond the CPP's control

Item 4(i) Community Plan End Year Data Report






# **East Renfrewshire Community Planning Partnership**

## **Performance and Accountability Review**

**Community Plan End Year Data Report 2018/19**

**May 2019**

## Data Summary

Analysis of change compared to the intended direction of travel		Number of indicators increasing or decreasing <u>as intended</u> over the last year	Number of indicators increasing or decreasing <u>against intended</u> direction of travel over the last year	Number of indicators remaining the same or changing by less than 0.5%	Indicators with no intended direction of travel set
		 	 		N/A
<b>Outcome 1</b>		2	0	1	1
<b>Outcome 2</b>		1	0	1	0
<b>Outcome 3</b>		2	1	2	1
<b>Outcome 4</b>		1	2	0	0
<b>Outcome 5</b>		0	1	1	1
<b>TOTAL</b>		6	4	5	3

National comparison key:	Symbol	No. indicators
East Renfrewshire’s performance significantly exceeds Scottish level performance	✓	10
East Renfrewshire’s performance is similar to the Scottish level performance	=	3
East Renfrewshire’s performance compares unfavourably to Scottish level performance	×	1
No Scottish comparison data available	UNAVAILABLE	3
Not appropriate to compare	N/A	1










**Benchmarking:**  
 As well as comparing to Scotland, East Renfrewshire’s performance is benchmarked with local authorities with similar demographic characteristics, referred to in this report as the “Family Group”. These are:

Aberdeen City	East Renfrewshire
Aberdeenshire	Orkney Islands
City of Edinburgh	Perth and Kinross
East Dunbartonshire	Shetland Islands

**Trend charts** on pages 9-13 show the available trend data for each indicator and comparisons to Scotland. Some indicators are based on survey data and therefore an error margin should be taken into account in assessing results. Error margins, where available, are shown in the trend charts and denoted by a vertical bar.










Item 4(i) Community Plan End Year Data Report

Community Plan Indicators – End Year Data Report 2017/18








Aim to Maximise (↑) or Minimise (↓)	Direction of travel over the last year	Indicator	Rationale for inclusion	Source	ERC Baseline	ERC compared to Scotland	Comments
<b>Early Years and Vulnerable Young People</b>							
		Male life expectancy at birth	This indicator provides an estimate of the age a baby boy born in East Renfrewshire today can expect to live to based on mortality rates at the time of birth.	National Records of Scotland	<b>80.5</b> (Year 2015-17)		Consistently above the national average (77.0 years) and is currently the highest among Scotland's 32 local authorities.
		Female life expectancy at birth	Provides an estimate of the age a baby girl born in East Renfrewshire today can expect to live to based on mortality rates at the time of birth.	National Records of Scotland	<b>83.7</b> (Year 2015-17)		Consistently been above than the national average (81.1 years) and is currently the highest amongst Scotland's 32 local authorities.
		Healthy birthweight (singleton babies)  *CPOP <sup>1</sup> Indicator	Percentage of babies with a healthy birthweight. Birth weight that is not within normal ranges (between 2.5 kg and 4 kg) has a strong association with poor health outcomes in childhood and later life.	NHS ISD	<b>89.8%</b> (Year 2017/18)		East Renfrewshire's rate of healthy birth weight is just slightly lower than the national average of 90.1%.  <b>Benchmarking:</b> East Renfrewshire has the 5 <sup>th</sup> highest percentage in the family group, slightly higher than the average of 89.7%.

<sup>11</sup> Community Planning Outcomes Profile – a set of indicators devised by the Improvement Service that can be drilled down to Intermediate Zone level and compared across CPPs

Item 4(i) Community Plan End Year Data Report










N/A		Children and Young People Dependency Ratio	This is the ratio of children and young people aged 0-15 to the working age population (age 16-64). Tracking this indicator can indicate potential challenges in providing services for a growing early year's population.	National Records of Scotland population estimates data  Ratio calculated in-house	33.9 (For every 100 people aged 16-64 there are 33.9 children and young people)  (Year 2019)	N/A	East Renfrewshire has around 8 more children and young people per every 100 adult aged 16-64 than the Scottish average of 26.3. East Renfrewshire's ratio has been slowly increasing year on year over the last 5 years.  East Renfrewshire has seen a rise in the number of children and young people over recent years and this is projected to continue. This projected growth in the number of children, coupled with the increase in free childcare provision, places additional demand upon various services.  <b>Benchmarking:</b> East Renfrewshire has the highest ratio amongst the family group.
<b>Learning, Life and Work</b>							
		% of School Leavers in a Positive Destination *CPOP Indicator	To help raise attainment and support school improvement, information is gathered annually on the attainment and destinations of school leavers across Scotland. East Renfrewshire generally has high levels of positive School Leaver Destinations.	Scottish Government	96.6% (Year 2016/17)		East Renfrewshire has traditionally outperformed the national average in terms of positive school leavers destinations and is amongst the highest rates across Scotland's 32 local authorities. This rate is consistently high and is currently at its highest level.
		% of East Renfrewshire's population who are economically active	Proportion of 16-64 year olds in employment or actively seeking employment. East Renfrewshire relies on a thriving economically active population to contribute to the local economy.	NOMIS, Annual Population Survey	75.9% (Year 2018)	=	East Renfrewshire's economic activity rate decreased from 79.7% in 2016 to 77.1% in 2017 and 75.9% in 2018. However this is similar to the Scottish average of 77.4% in 2017/18. These numbers are estimates based on a sample survey (Annual Population Survey data). True values will lie between + or - 3.4% of the quoted figure.  <b>Benchmarking:</b> East Renfrewshire has the lowest economic activity rate amongst the family group.
<b>Economy and Environment</b>							
		% of adult population with qualifications at NVQ level 4	Gives an indication of how skilled our working age population is.	NOMIS, Annual Population Survey	54.6% (Year 2018)		East Renfrewshire has a well educated population with more than half of all adult residents educated to degree level or above (31,400) comparing well to the Scottish figure of 44.2%. However, there is also a

Item 4(i) Community Plan End Year Data Report



		(HND/Degree) and above					cohort of people without any formal qualifications (around 3,200 adults).  These numbers are estimates based on a sample survey (Annual Population Survey data). True values will lie between + or – 3.9% of the quoted figure.
N/A		% of population aged 16-64	East Renfrewshire relies on its working age population to contribute to the production of the local economy as well as providing vital services for our children, young people and older people. East Renfrewshire's 0-19 & 65+ populations are growing at a faster rate due to the popularity of the authority for families.	National Records of Scotland, Mid-2018 Population Estimates	59.8% (Year 2018)	✘	The proportion of East Renfrewshire's population aged 16-64 has slowly been decreasing over the last 5 years and has consistently been lower than the Scottish average during this time.  <b>Benchmarking:</b> East Renfrewshire has the lowest proportion of 16-64 year olds out of the family group, the average for the family group is 63%.
		% of residents who are satisfied or very satisfied with East Renfrewshire as a place to live	This indicator gives a general sense as to how residents feel about living in the East Renfrewshire area.	Citizens Panel	92% (Year 2018)	N/A	Satisfaction remains high and has decreased slightly from 2017 from 93% to 92%. It should be noted there is a + or – 3.7% confidence interval on Panel results.  As the Citizens Panel survey is bespoke to East Renfrewshire, there are no national comparisons available.
		Business Survival Rates	A ratio of the number of businesses still trading after 3 years against the number of new business set up at the same time	Scottish Government	60.3 (Year 2014-2017)	=	Previous business survival rates in East Renfrewshire: 2012 - 2015 65.5% 2013 - 2016 63.9%  East Renfrewshire's survival rate of businesses that started in 2014 and are still trading in 2017, is slightly lower than the Scottish average (60.4).  <b>Benchmarking:</b> East Renfrewshire's has the sixth highest rate amongst the family group.
		Median Earnings for residents living in the East	Provides a measure of median earnings for full-time workers who are resident in the area.	Office for National Statistics – Annual Survey of	£590.70 (Provisional figure for Year 2017/18)	✓	Earnings of East Renfrewshire residents are consistently higher than the national average and increased by £38 per week between 2016/17 and 2017/18. This is a growth rates of 2.8% in East










Item 4(i) Community Plan End Year Data Report

		Renfrewshire area who are employed *CPOP Indicator		Hours and Earnings			Renfrewshire compared to a growth rate of 1.9% for Scotland.  Compared to the benchmarking group, East Renfrewshire’s residents have the highest median earnings.
		Carbon Dioxide (CO2) Emissions per Resident *CPOP Indicator	In recent years, increasing emphasis has been placed on the role of regional bodies and local government in contributing to energy efficiency improvements, and reductions in carbon dioxide emissions.	Department for Business, Energy & Industrial Strategy	4.6 (Year 2015-16)		CO2 emissions have been slowly reducing year on year in East Renfrewshire. Emission levels have also been consistently lower than the national average.
<b>Safe, Supportive Communities</b>							
		Number of crimes per 10,000 population *CPOP Indicator	Measure of crimes taking place in the area, indicating how safe the area is to live in.	Scottish Government (Police Scotland)	272 (Year 2017-18)		After a reduction in crimes, year on year over the last 4 years, there has been an increase of 38 crimes per 10,000 residents between 2016-17 and 2017-18.
		Number of dwelling fires per 100,000 population *CPOP Indicator	Seeks to establish the number of deliberate fires and the work of Scottish Fire and Rescue within the CPP in reducing deliberate fires. Also supports the work of SFR education communities and making residents safer from the risks of accidental fires.	Scottish Fire and Rescue (data provided to the CPOP)	68 (Year 2016-17)		The number of dwelling fires per 100,000 population has fluctuated over the last 5 years. However, it decreased from 76 per 100,000 population in 2015-16 to 68 per 100,000 population in 2016-17. The East Renfrewshire rate is significantly lower than the Scottish average of 103 dwelling fires per 100,000 population.

Item 4(i) Community Plan End Year Data Report

		<p>% of Citizen Panel saying that levels of crime have 'increased slightly' AND 'increased greatly' in the past two years: East Renfrewshire</p>	<p>Perception measure of rates of local crime from East Renfrewshire residents.</p>	<p>Citizens' Panel</p>	<p><b>34%</b> (2017/18)</p>	<p><b>UN-AVAILABLE</b></p>	<p>This is an increase from 18% in the 2016/17 survey. It should be noted there is a + or – 3.7% confidence interval on Panel results.</p> <p>No national comparisons are available as this data comes from the Citizens Panel survey which is bespoke to East Renfrewshire.</p>
---	---	--	---	------------------------	---------------------------------	----------------------------	--

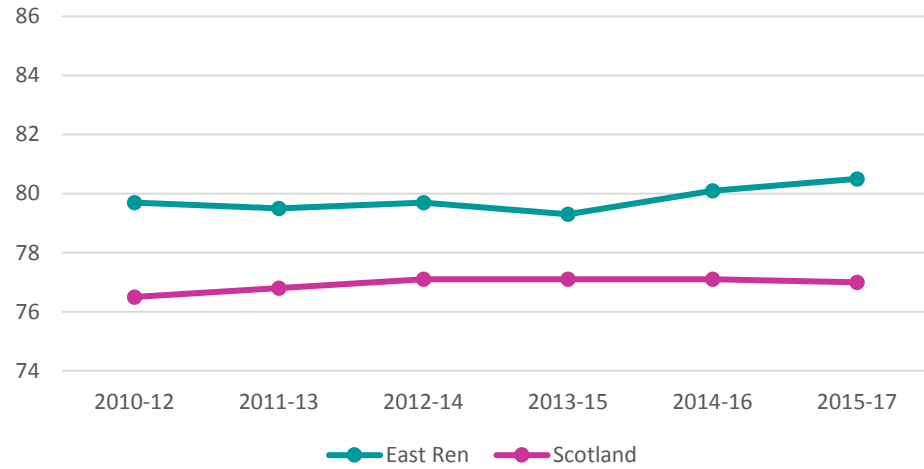
Item 4(i) Community Plan End Year Data Report

Older People and People with Long Term Conditions						
N/A		Older Age Dependency Ratio (Ratio of people aged 75+ to the working age population aged 16-64)	This indicator is included to forecast future increased demand for services. This is the ratio of older people 75+ to the working age population (16-64). A rise in this ratio, coupled with the cost of care for older people, indicates that the CPP may have a greater challenge in providing care for its older population.	National Records of Scotland Population Estimates	15.8 (Year 2018)	N/A East Renfrewshire's OADR has remained fairly consistent over the last year but has risen slowly over the last 5 years. There are roughly 3 more people aged 75+ per 100 working age population compared to the Scottish rate of 13.  <b>Benchmarking:</b> East Renfrewshire has the fifth lowest ratio, this ratio is the almost the same as the average for the family group.
		Male Life Expectancy at age 75 Years	Provides an estimate of how many further years a 75 year old male residing in East Renfrewshire today can expect to live. Based on mortality rates at the time.	National Records of Scotland	11.7 (Year 2015-17)	 Male life expectancy at age 75 has remained fairly steady over the last 5 years. East Renfrewshire has a higher life expectancy rate than the Scottish average.  <b>Benchmarking:</b> East Renfrewshire are the fourth highest compared to the family group.
		Female Life Expectancy at age 75 Years	Provides an estimate of how many further years a 75 year old female residing in East Renfrewshire today can expect to live. Based on mortality rates at the time.	National Records of Scotland	13.1 (Year 2015-17)	 Female life expectancy at age 75 has dropped slightly since the last estimate of 13.5 but has been consistently been higher than the Scottish average.  <b>Benchmarking:</b> East Renfrewshire are the third highest compared to the family group.

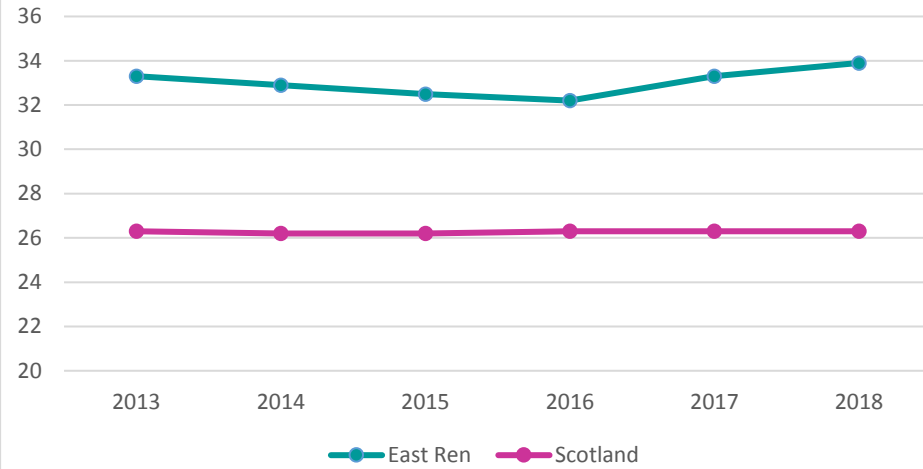
Item 4(i) Community Plan End Year Data Report

Trend Charts: Early Years and Vulnerable Young People

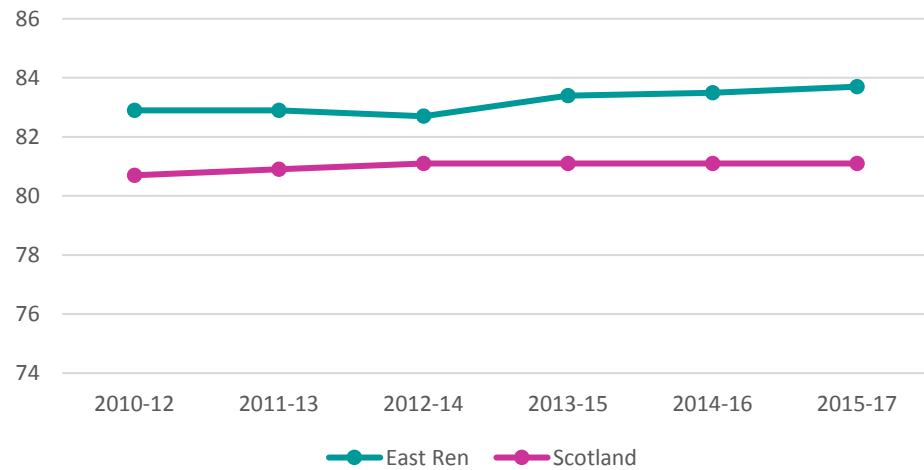
Male Life Expectancy at Birth



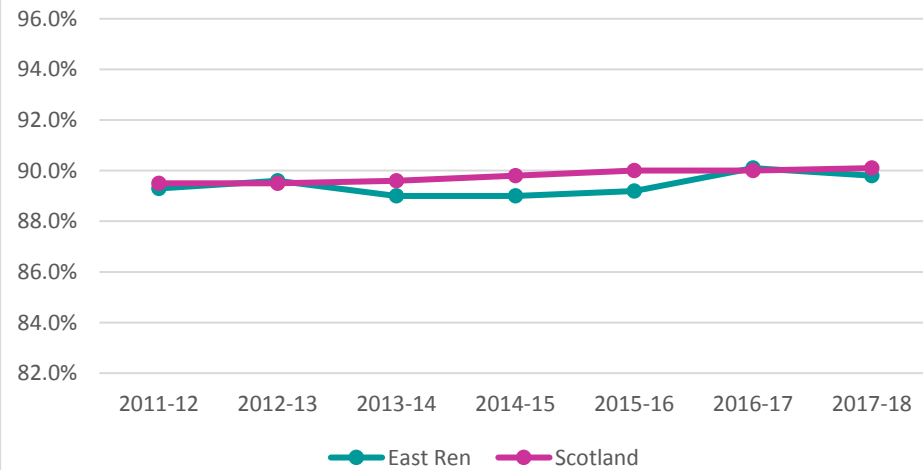
Children and Young People Dependency Ratio



Female Life Expectancy at Birth

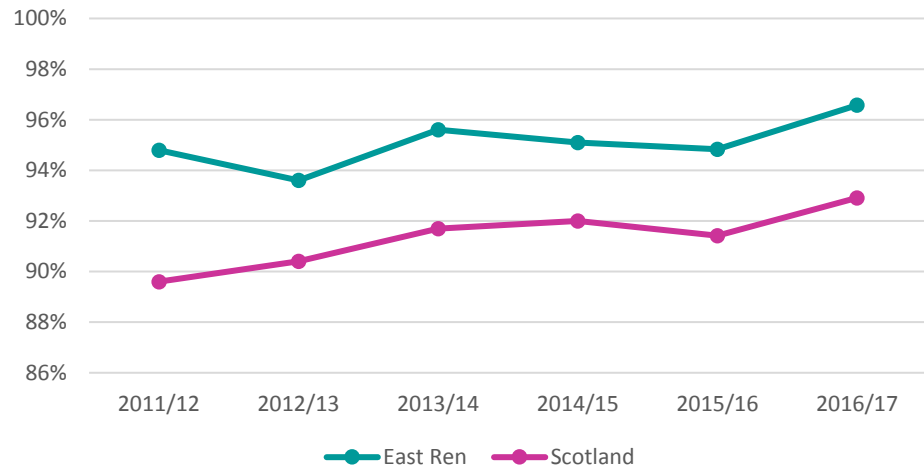


Healthy Birthweight



**Learning, Life and Work**

**% of School Leavers in a Positive Destination**

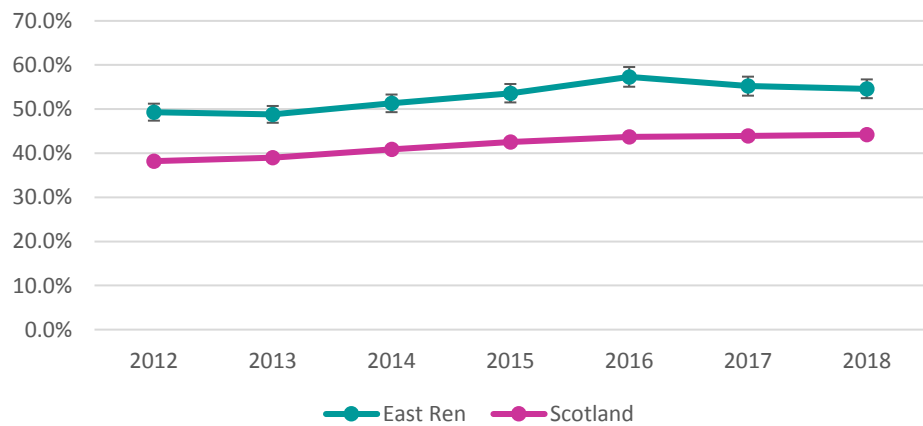


**% Economically Active**

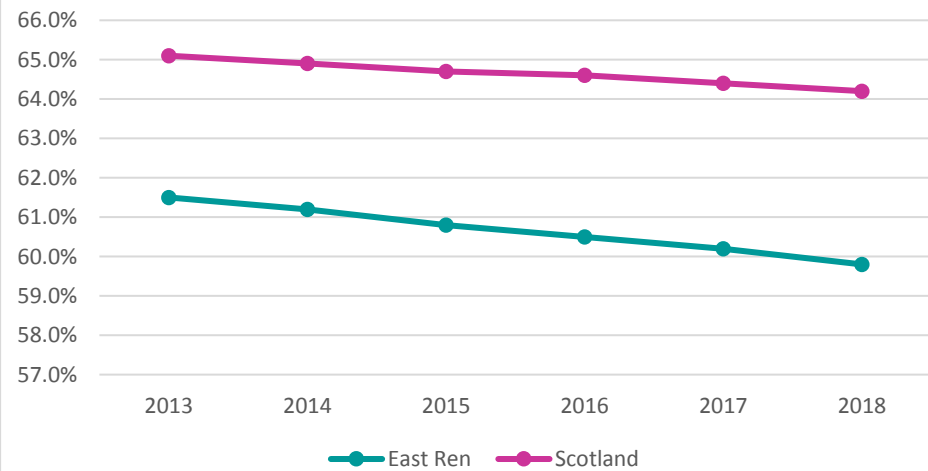


**Economy and Environment**

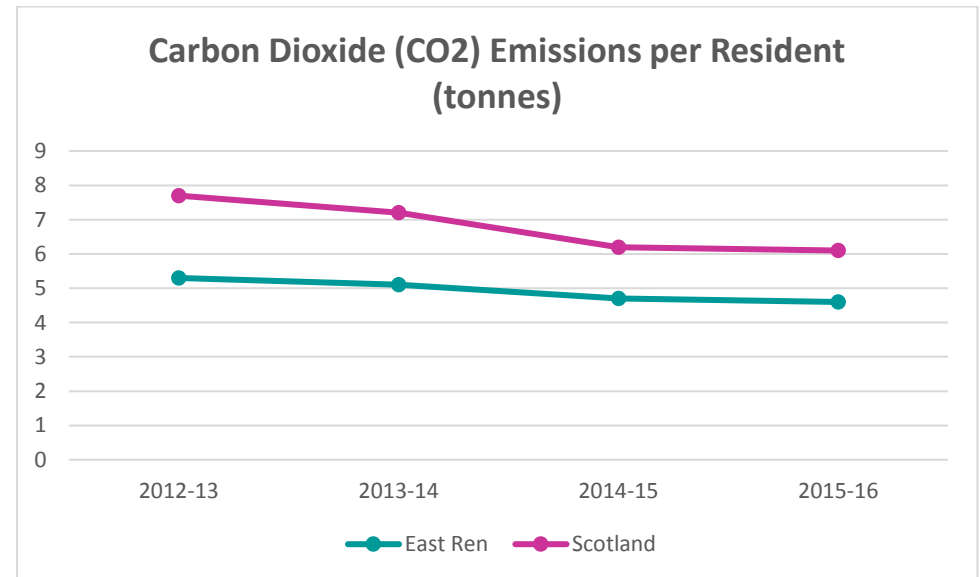
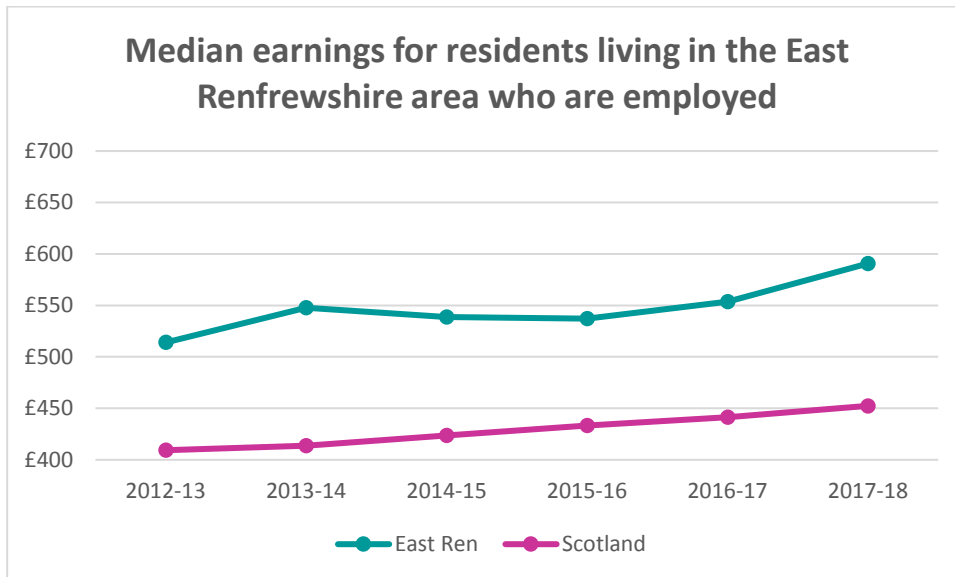
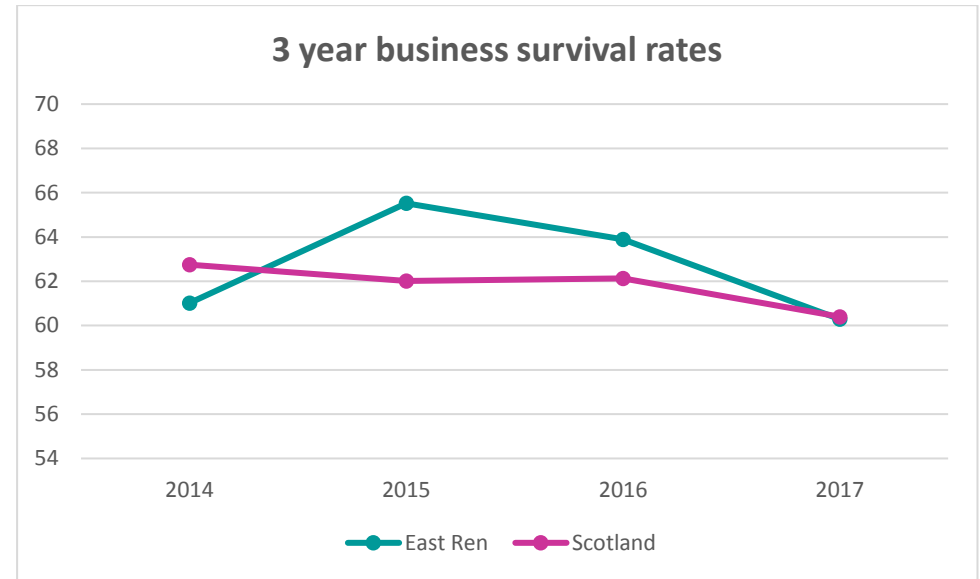
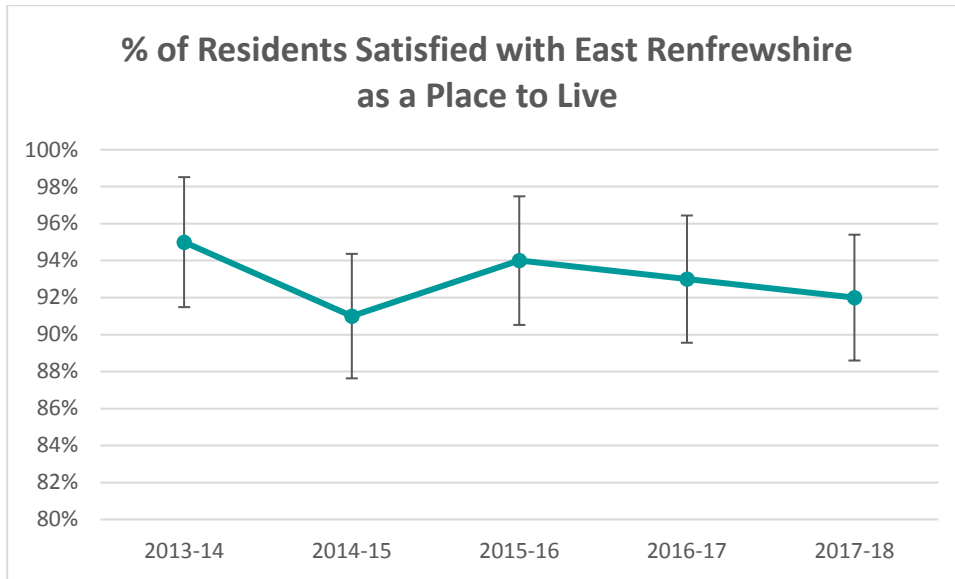
**% of Adult Population Educated to Degree Level or Above**



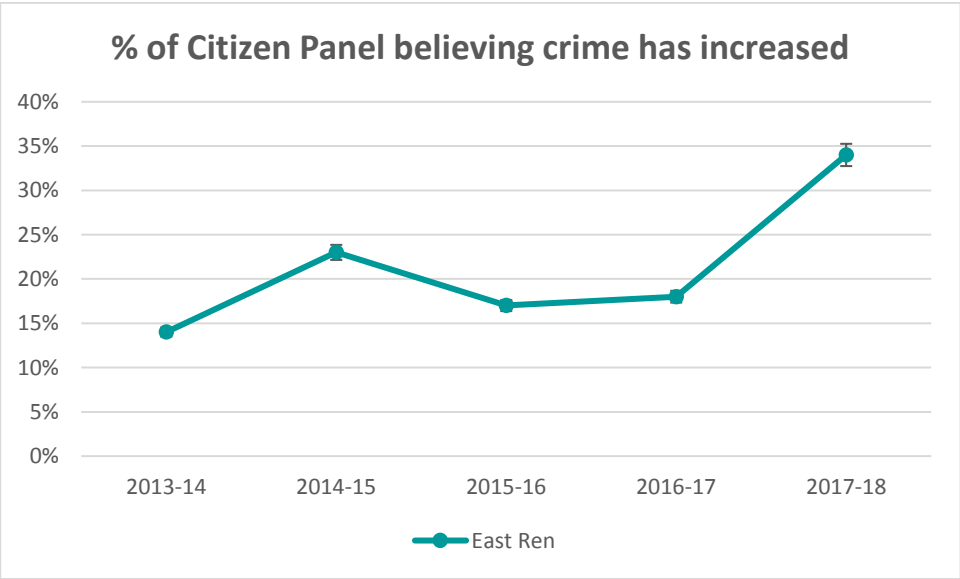
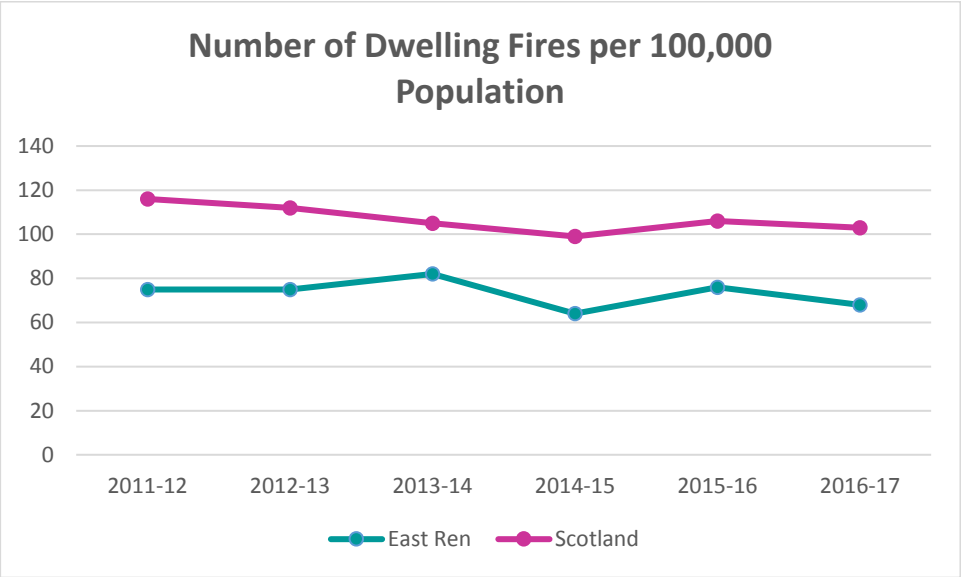
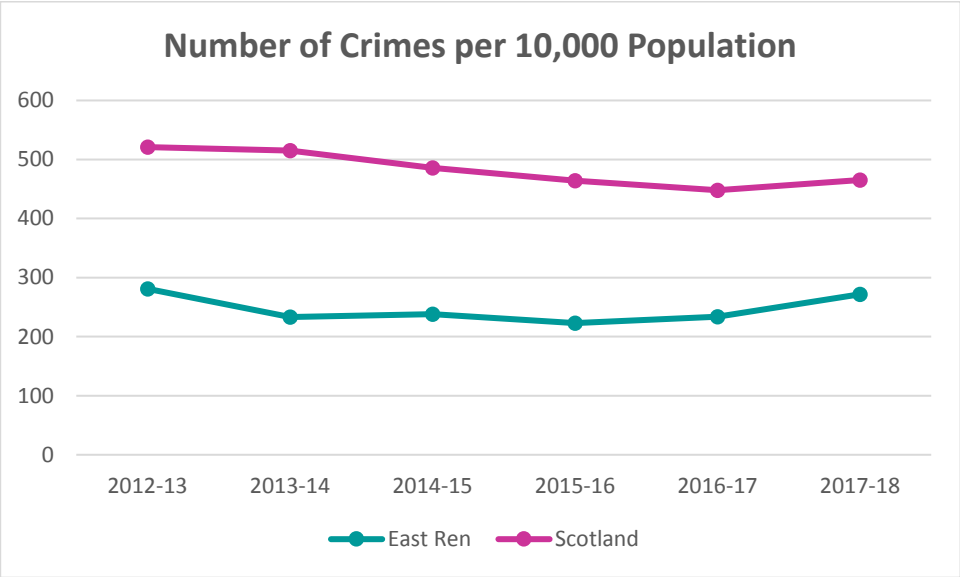
**% of Population Aged 16-64**



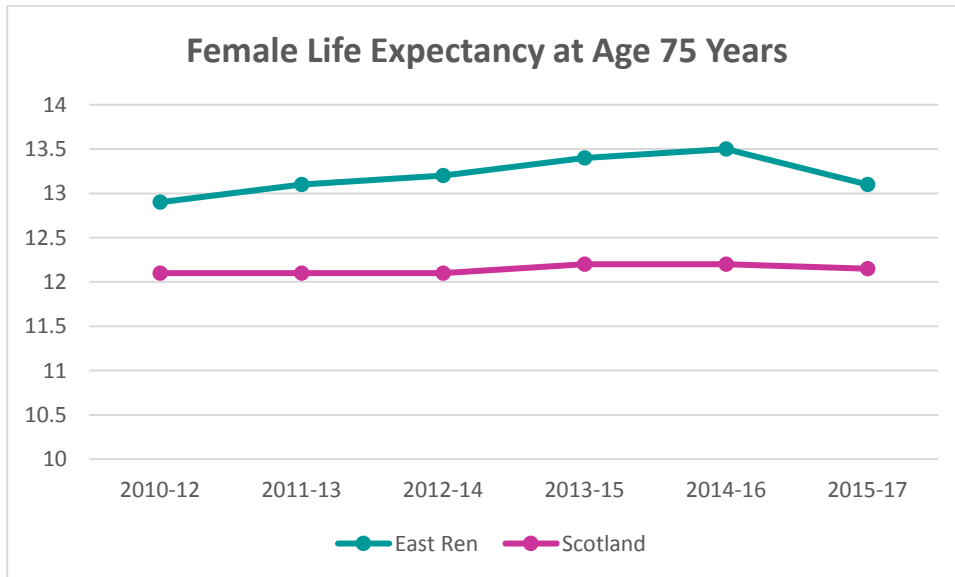
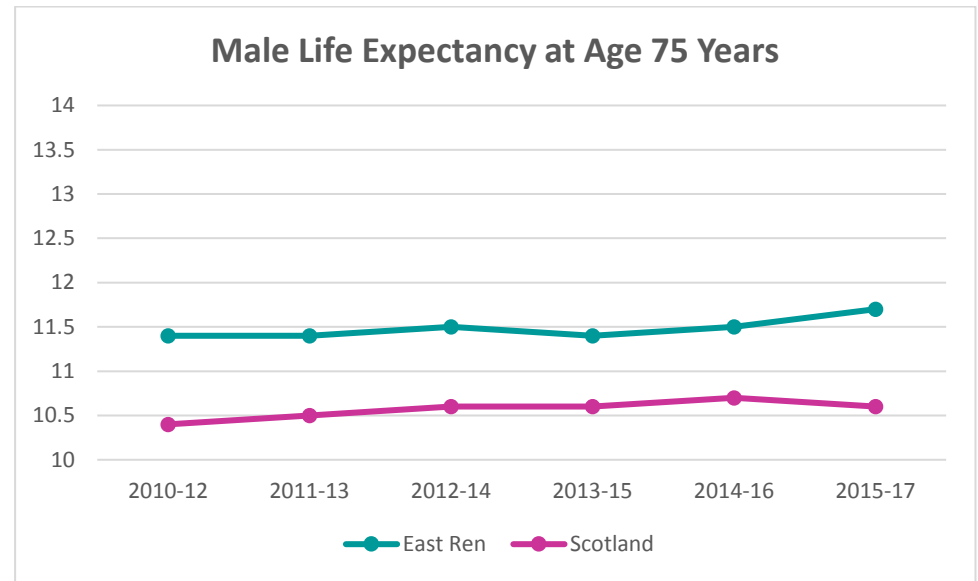
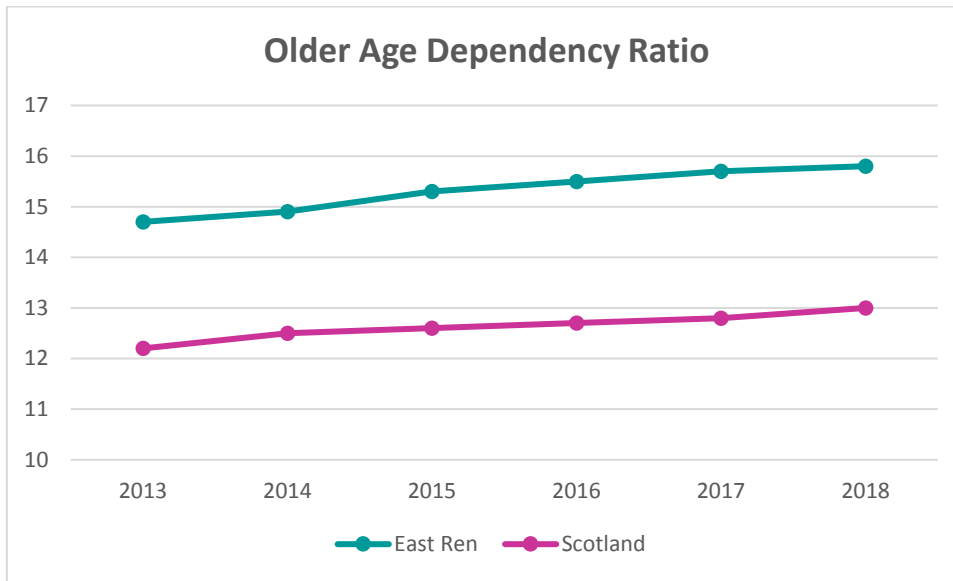
Item 4(i) Community Plan End Year Data Report



**Safe, Supportive Communities**



Older People and People with Long Term Conditions








For further information, contact:

Partnerships Team  
[Listening@eastrenfrewshire.gov.uk](mailto:Listening@eastrenfrewshire.gov.uk)  
 0141 577 3499



## Community Plan and Fairer East Ren Outcomes on a Page

				
<p>All children in East Renfrewshire experience a stable and secure childhood and succeed.</p>	<p>East Renfrewshire residents are healthy and active and have the skills for learning, life and work.</p>	<p>East Renfrewshire is a thriving, attractive and sustainable place for residents and businesses</p>	<p>East Renfrewshire residents are safe and live in supportive communities</p>	<p>Older people and people with long term conditions in East Renfrewshire are valued; their voices are heard and they enjoy full and positive lives.</p>
<p>1.1 The impact of child poverty is reduced</p> <p>1.2 Parents provide a safe, healthy and nurturing environment for their families</p> <p>1.3 Children and young people are cared for, protected and their wellbeing is safeguarded</p>	<p>2.1 Residents have the right skills, learning opportunities and confidence to secure and sustain work.</p> <p>2.2 Children and young people are included</p> <p>2.3 Children and young people raise their educational achievement and develop the skills they need</p> <p>2.4 Residents are as healthy and active as possible</p>	<p>3.1 East Renfrewshire's transport links are accessible, attractive and seamless</p> <p>3.2 East Renfrewshire is a thriving place to invest and for businesses to grow.</p> <p>3.3 East Renfrewshire is an attractive place to live with a good physical environment</p> <p>3.4 East Renfrewshire is a great place to visit</p> <p>3.5 East Renfrewshire is environmentally sustainable</p>	<p>4.1 Residents' mental health and wellbeing is improved.</p> <p>4.2- Residents live in safe communities with low levels of crime and anti-social behaviour</p> <p>4.3- Residents are protected from harm and abuse and public protection is safeguarded</p> <p>4.4- Residents live in communities that are strong, self-sufficient and resilient</p> <p>4.5- Residents are protected from drug and alcohol related harm</p>	<p>5.1 Residents are safe and are more socially connected within their communities.</p> <p>5.2- Older people and people with long term conditions stay as healthy as possible</p> <p>5.3- Older people and people with long terms conditions live safely and independently in the community</p> <p>5.4- Carers are valued and can maintain their own health and wellbeing</p>

Strategic outcomes

Intermediate Outcomes

# Item 4(ii) Fairer East Ren Delivery Plans

# Item 4(ii) Fairer East Ren Delivery Plans

The Performance and Accountability Review considered and approved the following delivery plans for publication which follow:

- reducing impact of child poverty (int. outcome 1.1);
- improving employability (int. outcome 2.1); and
- improving mental health and wellbeing and reducing social isolation (int. outcomes 4.1 & 5.1 - published as a joint plan).

Work is progressing on a transport delivery plan with an independent study of local needs and context underway to inform the plan. PAR role is to scrutinise and monitor progress against these plans and report to the Board in June each year. Publication of delivery plans fulfils the statutory requirements to have actions and targets identified for LOIP outcomes

1.1 The impact of child poverty is reduced

**Population Outcome**

The outcome we want is:

All children in East Renfrewshire experience a stable and secure childhood and succeed

**Intermediate Outcome**

We will know we are making good steps along the way WHEN:

The impact of child poverty is reduced

**Critical Indicators**

- % of primary pupils (P1, P4 and P7 combined) from SIMD deciles 1 and 2 achieving expected levels or better in numeracy
- % of primary pupils (P1, P4 and P7 combined) from SIMD deciles 1 and 2 achieving expected levels or better in literacy
- Increase in breastfeeding at 6-8 weeks in 15% most deprived SIMD data zones of Multiple Deprivation areas 1-3 participation in activities to enhance their wider experiences

**Our contribution:**

So what we need to achieve is:

Children in poverty are achieving and attaining

Improved health and wellbeing of children in poverty

Frontline staff recognise the signs of poverty

**Critical Activities:**

By.....

Targeting Pupil Equity Funding to raise the achievement and attainment of children affected by poverty.

Targeting of initiatives by partners in our SIMD 1, 2 & 3 neighbourhoods to increase CYP participation levels in and out of school activities

Targeting health and wellbeing services to the children most likely to be impacted by poverty

Promoting sports, culture and leisure interests among our most vulnerable children and young people

Improving the health outcomes for vulnerable children and families and reducing health inequalities through partnership working

Increasing breastfeeding rates in our most deprived neighbourhoods

Raising awareness with staff to ensure they are able to identify signs of child poverty and are well informed about referral pathways

2.1 Residents of East Renfrewshire have the right skills, learning opportunities and confidence to secure and sustain work

**Population Outcome**  
The outcome we want is:

East Renfrewshire residents are healthy and active and have the skills for learning, life and work

**Intermediate Outcome**  
We will know we are making good steps along the way WHEN:

Residents of East Renfrewshire have the right skills, learning opportunities and confidence to secure and sustain work

**Our contribution:**  
So what we need to achieve is:

Targeted and personalised support for people facing barriers e.g. mental health, additional support needs, physical disabilities

Increased variety and type of jobs with a greater awareness of the range of opportunities available

A stronger partnership approach to address gaps in employability provision

Increased employment opportunities

**Critical Activities: By.....**

Identifying and securing resources for additional and enhanced services to address barriers to social inclusion and poverty

Raising awareness of and developing pathways for employability support for local residents with barriers to secure and sustain work

Working with local business community and partners to promote the inclusive growth agenda

Delivery of 5 stage pipeline model to ensure young people and residents have the right skills to take advantage of employment opportunities created and accessible through the City Deal and other local developments

Creating and promoting an online job portal to advertise job/training opportunities coming from City Deal and other local developments

Improving employer engagement with the LEP, with greater participation from the private and third sector with a focus on changing perceptions of particular cohorts with barriers to employment

Identifying and securing resources for additional and enhanced services to support employers to hire people with barriers to securing/sustaining work

Sharing and make effective use of local data sources to create a shared understanding of local conditions, requirements, barriers to employment

Ongoing mapping of services requirements across the employability skills pipeline to identify gaps and avoid duplication. Ensure information on services is accessible online for all residents

Enabling businesses to prosper through support and initiatives that help them achieve their objectives and grow.

- Critical Indicators**
- The proportion of S4 pupils with school meal entitlement that achieve 5 or more National 5 qualifications in S4.
  - % workless households
  - % of East Renfrewshire’s working age population in employment
  - % of 16-19 year olds participating in education, employment and training
  - % of 16-64 year olds claiming out of work benefits

#### 4.1 Residents' mental health and wellbeing is improved

##### Population Outcome

The outcome we want is:

East Renfrewshire residents are safe and live in supportive communities

##### Intermediate Outcome

We will know we are making good steps along the way WHEN:

Residents' mental health and wellbeing is improved

##### Critical Indicators

- % of adults with a strong sense of belonging to their community
- % of adults who have someone they can rely on for help

##### Our contribution:

So what we need to achieve is:

Improved wellbeing and resilience in people and communities

Improved wellbeing and resilience in workplaces

A prevention and early intervention approach to enhancing wellbeing

Better response to distress

##### Critical Activities: By.....

Promoting the benefits of exercise and access to green space, particularly for groups most vulnerable to mental ill-health

Promoting positive attitudes and challenging stigma (communications programme)

Providing programmes focused on improving mental health and wellbeing to specific target groups

Ensuring robust processes in place to measure staff wellbeing (such as staff surveys, Healthy Working Lives)

Promoting access to mental wellbeing self-help resources and improving access to online resources

Providing early mental health and wellbeing support in primary care through GP Practice based link workers

Undertake local work to support national suicide prevention plan: every life matters

Identifying and raising awareness of safe public places for vulnerable people in the community through I am me: Keep Safe project

Ensuring clear pathways across and between public sector organisations for people experiencing mental distress

## 5.1 Residents are safe and more socially connected within their communities

### Population Outcome

The outcome we want is:

Older people and people with long term conditions in East Renfrewshire are valued; their voices are heard and they enjoy full and positive lives

### Critical Indicators

- % of adults with a strong sense of belonging to their community
- % of adults who have someone they can rely on for help

### Intermediate Outcome

We will know we are making good steps along the way WHEN:

Residents are safe and are more socially connected within their communities

### Our contribution:

So what we need to achieve is:

Communities have access to information and resources

Socially isolated people are identified and connected to their communities

More people feeling safe in their communities

Reduced unintentional harm in the home

### Critical Activities: By.....

Maximising the use of different resources and tools to engage with residents innovatively (inc. Market Places, libraries and Talking Points)

Developing and maintaining a comprehensive community directory of local groups and services for signposting and referral

Building the capacity of communities to develop and deliver their own inclusive activities

Increasing awareness of the 'Talking Points' locations as an approach to support and link people with local assets to find more local sustainable solutions.

Working with local community groups to engage with groups and individuals at most risk of social isolation

Using data to identify crime and disorder trends and patterns within communities and inform targeted actions

Identifying and raising awareness of safe public places for vulnerable people in the community through I am me: Keep Safe project

Expanding Telecare provision

Identifying and raising awareness of harm reduction and safety measures for the most socially isolated

Co-ordinating a multi-agency approach to prevent falls in the home

Delivering fire home safety visits which signpost individuals to relevant services and identify fire and non-fire related risks in the home

Raising awareness in recognising signs of isolation and ensuring that services are engaging directly with residents

# Item 4(iii) Locality Planning update

In 2017 the CPP Board agreed a phased approach to developing Locality Plans with four communities experiencing most inequality compared to East Renfrewshire as a whole. Locality Plans for ADD2Barrhead and Auchenback have been in place since 2017; draft progress reports to the communities are provided at item 4(v) for approval.

Locality Plans in Neilston and Thornliebank are the second phase. Updates on the process in these communities are provided on the following two pages.

# Item 4(iii) Locality Planning update

## Neilston

- The Neilston story has been about building interest, buy in, involvement and participation of staff across agencies, local volunteers and residents in a process for creating a plan containing shared aspirations and shared priorities for the village.
- Convening a mixed steering group of multi-agency staff and community members has set the Neilston process apart from ADD2 and Auchenback. However it strongly demonstrates the community participation principles of the Community Empowerment Act.
- The steering group jointly designed and carried out a community-wide survey, using different methods, to establish priority areas. The survey was re-released to increase the representativeness of respondents.
- Unique to Neilston is the Town Charter and more recent *Going Places* report which substantially details aspirations around the physical and environmental aspects of the village. The steering group is considering how they reconcile that with the locality planning findings and there is strong consensus on the need for integrating the physical with the social and economic.
- Emerging priorities from the locality planning survey are:
  - Community pride and civic duty
  - Walking, cycling and accessing the environment
  - Community life and communication.



# Item 4(iii) Locality Planning update

## Thornliebank

- The Thornliebank story has been about identifying and bringing local groups and individuals together and with workers to form relationships and new partnerships.
- Participatory Budgeting (PB) was a key programme of work that enabled this. The Council's PB approach saw responsibility transferred to a group of community volunteers and from this, created an appetite for further local action.
- Capacity building with the community is ongoing with a view to establishing a locality plan steering group with interested individuals. Building trust and working partnerships between the community and other services across the CPP is a key goal.
- Locality planning in Thornliebank can benefit from experience in other localities. There are opportunities for community planning partners to share and collaborate on decisions affecting this community at a time when we can harness momentum from a successful PB programme.
- Locality planning is a process that is carried out in partnership with communities. The Thornliebank Locality Plan will develop at a pace that reflects this and will require commitment of staff resource across the partnership to engage with the emerging steering group.



# Video: Nicer Neilston Participatory Budgeting Voting Day 23 March 2019

# Item 4(iv) Delivering on 2018-2019 priorities

At the June 2018 meeting the Board agreed that the CPP would focus on two priority areas and that the PAR should drive progress in these areas:



Jointly resourcing our approach to creating a Fairer East Ren



Ensuring meaningful community involvement across the CPP

# Item 4(iv) Delivering on 2018-2019 priorities

## Joint resourcing

The 'Greater Results in Partnership' (GRIP) group has representatives from Police Scotland, East Renfrewshire Council, Registered Social Landlords and Scottish Fire and Rescue. The GRIP meets weekly to discuss crime and disorder incidents and agree joint action plans. GRIP members also share trend and hotspot information to mitigate and prevent issues from happening again.

HSCP funded RAMH to manage a Community Link Work programme. Link Workers can be referred to by GPs for circumstances such as money worries and social isolation. Link Workers provide practical supports and refer onto partners such as MART.

Embedded officers from Police Scotland and Scottish Fire and Rescue Service in Council, focusing on:

- Fairer East Ren delivery plans
- Action planning in locality plan areas
- Strategic links
- Localised data

## Community engagement

The HSCP has involved local people in the design and use of spaces at Eastwood Health and Care Centre. Groups that use the facility include Blingaling, a dementia art group, chair based exercise classes and the Greenhouse Cafe's blether groups. Recent involvement from local resource centres has also highlighted a potential bee keeping project.

Talking Points is launching in over 10 local venues to offer advice and support. This is an innovative approach to supporting people through use of a strength based approach which makes use of local community assets.

# Item 4(v) Annual Progress Reports to communities

## Background

The Community Empowerment Act sets out statutory duties for CPPs to have effective performance management in place and arrangements to review and report on their progress to communities.

Progress reports have been prepared on the Community Plan (which includes our statutory Local Outcomes Improvement Plan) and Locality Plans which will ensure we meet our statutory duties.

CPPs are expected to be accountable to the communities they serve and report in a manner that is accessible and engaging for the population that each plan concerns.

## **COMMUNITY PLAN 2018-2019 PROGRESS REPORT**

### **INTRODUCTION**

The East Renfrewshire Community Plan sets out how local services work together to create stronger and fairer communities together with the people of East Renfrewshire.

The Community Plan reflects the most important priorities of our residents and serves as the core strategic document for the East Renfrewshire Community Planning Partnership (CPP). The Community Plan sets out the high-level ambitions for all age groups and communities in East Renfrewshire for the next 10 years.

The Plan also includes Fairer East Ren – our Local Outcomes Improvement Plan - as required by the Community Empowerment Act, introduced in 2015. Fairer East Ren focuses on reducing inequality of outcome across groups and communities.

This is the first annual report on progress made towards the outcomes contained in both the Community Plan and Fairer East Ren. This report is for the communities and residents of East Renfrewshire and shows some of the improvements that have been achieved. This report also demonstrates the commitment of the CPP towards making East Renfrewshire a fairer place to live and to meet the vision for East Renfrewshire:

**An attractive and thriving place to grow up, work, visit, raise a family and enjoy later life.**

### **ABOUT EAST RENFREWSHIRE COMMUNITY PLANNING PARTNERSHIP**

East Renfrewshire Community Planning Partnership (CPP) works for and with communities to ensure everyone living in East Renfrewshire has the best possible quality of life. There are five key organisations with a legal duty to lead community planning:

- East Renfrewshire Council
- NHS Greater Glasgow and Clyde
- Police Scotland
- Scottish Fire and Rescue Service
- Scottish Enterprise

Item 4(v) Annual Progress Reports to communities  
East Renfrewshire Community Plan

There are additional partners who are involved in East Renfrewshire:

- East Renfrewshire Integration joint board (Health and Social Care Partnership)
- Strathclyde Partnership for Transport
- Skills Development Scotland
- Voluntary Action East Renfrewshire
- Department for Work and Pensions
- West College Scotland
- East Renfrewshire Culture and Leisure Trust

Our Performance and Accountability Review group comprises of the partners above. This group meets biannually and has responsibility for overseeing progress and scrutinising performance made towards a Fairer East Ren.

### **WORKING WITH OUR COMMUNITIES**

East Renfrewshire's CPP engaged with over 2,200 local residents between January and May 2017 to inform the Community Plan and Fairer East Ren. This commitment to community participation by the CPP continues in the delivery of the Community Plan as local residents and community groups also have a role to play in achieving better outcomes. The examples below show some of the ways in which the CPP is supporting and working with communities and achieving success.

**Community Conference:** A Community Conference was held in November 2018 which celebrated the contribution our community groups make to East Renfrewshire. Our local communities benefit from a richness of engaged, skilled, kind and enthusiastic people who are willing to give up their time to help others and to improve their community. Nearly 20 community groups from across the whole of East Renfrewshire were represented at the event and participants reported it was useful to reflect on the varied spread of work going on across the wider community and how it contributes to the Community Plan and Fairer East Ren. The Conference also offered networking opportunities for community groups to form links with one another, partners, funders and services, and gave groups time to share and discuss projects they can potentially work on together in future as well as training and development opportunities. This is intended to be the start of a bigger conversation about how communities and local partners/service providers can work together to deliver the outcomes of the Community Plan, in line with the ambitions of the Community Empowerment Act.

**The Market Place:** Voluntary Action East Renfrewshire (VAER) created The Market Place; a place that aims to improve well-being and tackle loneliness through bringing people together in a safe, independent, reliable, sharing space. This multi-use hub provides a space for a range of people, groups and organisations and meets the needs of participants and not funders. This innovative approach is a visual example of design, collaboration and participation set in a safe and inclusive environment with a friendly and positive atmosphere. VAER will continue to engage with intent and facilitate the design approach to community-led aspirations and services. In January 2019, the Market Place had 600 visitors, was supported by 26 regular volunteers and had 16 groups meeting weekly. IT support is available as well as groups such as Sewing for Sustainability and Card-making who also sell the items they make in the market place.

**Bridges to Change:** The annual Bridges to Change conference took place in March 2019 with over 60 local people attending representing a wide spread of community groups. This event is an opportunity for local residents, community groups, elected members and services to come together to share their thoughts on progress towards making East Renfrewshire a fairer and more equal place for all its residents.

## **PRIORITIES AND PERFORMANCE**

The Community Plan is structured around five key areas:

1. Early Years and Vulnerable Young People
2. Learning, Life and Work
3. Economy and Environment
4. Safer, Supportive Communities
5. Older People and People with Long Term conditions

The five Fairer East Ren outcomes below are focused on tackling inequality. These outcomes were determined following extensive community engagement and also informed by our local socio-economic data and evidence of local need.

1. The impact of child poverty is reduced
2. Residents have the right skills, learning opportunities and confidence to secure and sustain work
3. East Renfrewshire's transport links are accessible, attractive and seamless
4. Residents' mental health and wellbeing is improved
5. Residents are safe and more socially connected with their communities



Item 4(v) Annual Progress Reports to communities  
East Renfrewshire Community Plan

Community Planning Partners have been working together to develop Fairer Delivery Plans, to ensure that there are specific actions being carried out for each of the outcomes. These are now available on the community planning pages of the Council's website [www.eastrenfrewshire.gov.uk/communityplanning](http://www.eastrenfrewshire.gov.uk/communityplanning)

While the development of delivery plans was ongoing, much work has taken place to achieve the priority outcomes and this is showcased below. Case studies and community experiences have been used to demonstrate the impact that particular pieces of partnership work have contributed towards achieving outcomes under each of these key areas.

### **Early Years and Vulnerable Young People**

**The Community Plan outcome we want is...**

**All children in East Renfrewshire experience a stable and secure childhood and succeed**

**Our steps along the way to achieving this are:**

**The impact of child poverty is reduced (Fairer East Ren)**

**Parents provide a safe, healthy and nurturing environment for their families**

**Children and young people are cared for, protected and their wellbeing is safeguarded**

Insert infographic with key measures contained in the End Year Data Report.  
Insert indicators from Fairer East Ren.

### **Reducing child poverty**

The Money Advice and Right Team (MART) work with many vulnerable clients across the authority. Through taking a partnership approach to support individuals, they can deliver a bespoke service considering the complex factors involved. In one example a multi-agency approach achieved a stable income, enabled a child to continue their schooling locally and prevented an eviction process through:

- bringing in interpretation services to overcome the client's language barrier
- support from Health and Social Care Partnership and Education to access free school meal entitlement and clothing
- identifying a move to Universal Credit as the best way forward through discussions with Department for Work and Pensions
- provision of food bank vouchers and support with an application to the Scottish Welfare Fund

### **Health Visitor Referral Pathway**

In February 2019 East Renfrewshire introduced a direct referral system between Health Visitors and the Money Advice and Rights Team. Health Visitors routinely discuss financial wellbeing with the families they are working with. When a family expresses any concern around finances, the health visitor is now able to directly share their details with MART. A secure email is sent during the home visit, which is then followed up proactively by MART who make contact with the family to discuss the support they may be able to offer. This direct referral process reduces time and administrative delays and also takes the onus away from the family, who may be vulnerable, to make this follow up. East Renfrewshire are the first area in Greater Glasgow and Clyde to introduce this new system and this is recognised as an example of good practice at a health board level.

### **Early Years Expansion – 1140 hours for 3 & 4 year olds**

East Renfrewshire Council has introduced early adoption of the increased nursery allocation for the most vulnerable three and four year olds ahead of the 2020 deadline. The Education Department are working in partnership with a variety of funded providers, including private nurseries, childminders and voluntary sector providers, so that parents and carers can choose the type and pattern of provision that works best for their families. There is a particular focus on development of the early years workforce to ensure that all staff are highly skilled and motivated as well as taking early steps to ensure there is appropriate recruitment of staff to support the expansion. This includes working with Skills Development Scotland to fund apprenticeships, including adult apprenticeships, and Work EastRen working with partner providers to support their staff development.

### **Looked After Young People**

East Renfrewshire has taken a multi-agency approach to supporting our looked after young people. Through investing in relationships with young people, and engaging with them and understanding their specific needs and wants, staff are able to get a true understanding of each individual young person. More young people are finding a permanent destination and there are fewer occasions of a young person drifting through the system and experiencing multiple destinations. There are dedicated links within the Money Advice and Right Team, Social Work and Housing officers who are all working together to ensure that no looked after young person presents as homeless, has a tailored support packages and can access their full benefit entitlement. The Environment Department have invested in a Family Firm coordinator to work with young people and their families. There has been a lot of engagement work with the Education Department and as a result 81% of young people are meeting or exceeding minimum expected standards for Curriculum for Excellence. There is also a no exclusion policy within local schools which has had a positive impact. Colleagues in the East Renfrewshire Culture and Leisure Trust identify coaching and work experience opportunities to benefit young people to gain a range of experiences as they consider their future.

### **Relaxed Screenings**

Relaxed Screenings are an ongoing series of films shown in Eastwood Park Theatre throughout the year. These have been designed in partnership by ERCLT and HSCP to provide an affordable, local option for families to attend the cinema in an environment that is suitable for their families' needs. These events are appropriate for children with Additional Support Needs and suit any child seeking a more relaxed environment to watch a family film. There is a break out space, accessible toilets and seating, and all attendees are welcome to make noise and move around the space as required.

### **Learning, Life and Work**

**The outcome we want is...**

**East Renfrewshire residents are healthy and active and have the skills for learning, life and work**

**Our steps along the way to achieving this are:**

**Residents have the right skills, learning opportunities and confidence to secure and sustain work (Fairer East Ren)**

**Children and young people are included**

**Children and young people raise their educational attainment and develop the skills they need**

**Residents are as healthy and active as possible**

Insert infographic with key measures contained in the End Year Data Report.

Insert indicators from Fairer East Ren.

### **The Year of Young People**

2018 was identified by Scottish Government as the Year of Young People. Its aim was to inspire Scotland through its young people, celebrating their achievements, valuing their contribution to communities and creating new exciting opportunities for them to shine – locally, nationally and globally. East Renfrewshire Council Young Persons Services (YPS) used this opportunity to acknowledge and celebrate the 1,543 young people they worked with during the year. This year YPS have taken an innovative approach to programme delivery and introduced new programmes including a bespoke Understanding Parenting Programme to all 4<sup>th</sup> years in Barrhead High School and supporting young people from Isobel Mair school working towards their Gold Duke of Edinburgh Award. A priority identified by YPS for this year has been to increase the opportunities for young people aged 12-18 living in the most deprived areas of East Renfrewshire to encourage these young people to access YPS services and

as a result have achieved nearly 200 accredited awards. While YPS are the lead partner delivering these programmes, there is a partnership approach and YPS work with colleagues from a range of services including Education and Social Work. There is further detail on the Year of the Young People at [www.eastrenfrewshire.gov.uk/yyps](http://www.eastrenfrewshire.gov.uk/yyps).

### **16+ Data Hub**

East Renfrewshire Council's Education Department, Secondary Schools and Skills Development Scotland are helping to prepare young people for their post-school destinations using their 16+ Data Hub. This highly effective practice is having a real impact on providing targeted support for young people prior to leaving school. The hub holds information on 16 to 24-year-olds that can be shared securely between partners, including Skills Development Scotland, Education, Schools and the Department for Work and Pensions. The 16+ Data Hub links up the work going on across East Renfrewshire to help our young people find positive, sustained destinations after their secondary school education. Details are held in a central area include expected school leaving dates, where young people intend to go after school, whether this be into Employment, Modern Apprenticeship, college or university, and also information on those individuals in negative destinations. This approach has been recognised as an example of excellent practice by Education Scotland following a recent inspection.

### **Arts & Heritage Initiatives**

East Renfrewshire Culture and Leisure Trust's Arts and Heritage team deliver many programmes which support the local community to be involved in projects which may develop their skills or interests. The Commemoration of World War I project engaged with ERCL's adult and children's arts class participants, local churches and historical groups, and seven classes from two Giffnock primary schools. Through exhibitions, installations and workshops the team raised awareness of the impact of World War I on the Giffnock community.

### **SQA Accredited Courses**

West College Scotland and East Renfrewshire Council have a well-established partnership to deliver programmes of study for senior phase pupils and adult learners in the community and provide appropriate curriculum and progression pathways for students. The programmes are created and evaluated in collaboration with teams from the college, East Renfrewshire Council services including Adult Learning and the Schools Liaison Team, as well as pupils and students. One of the main aims is to address gaps in employability provision. Programmes fit with the objectives of the Community Plan by providing accessible education for adult learners in their own communities. These learning opportunities assist people to return to learning, upskill or retrain and gain the right skills, and confidence to secure and sustain work. A range of courses are provided with a key focus on IT, childcare and customer service skills which are aligned with the needs of the local business community.

## **Economy and Environment**

### **The outcome we want is...**

**East Renfrewshire is a thriving attractive and sustainable place for businesses and residents**

### **Our steps along the way to achieving this are:**

**East Renfrewshire's transport links are accessible, attractive and seamless (Fairer East Ren)**

**East Renfrewshire is a thriving place to invest and for businesses to grow**

**East Renfrewshire is an attractive place to live with a good physical environment**

**East Renfrewshire is a great place to visit**

Insert infographic with key measures contained in the End Year Data Report.  
Insert indicators from Fairer East Ren

### **Glasgow City Region City Deal**

The £1.13 billion Glasgow City Region City Deal is an agreement between the UK Government, the Scottish Government and eight local authorities across Glasgow and the Clyde Valley. East Renfrewshire has secured a £44 million investment which will bring major benefits to local residents. A programme of ambitious projects will stimulate economic growth in East Renfrewshire - improving transport links between the communities of Barrhead and Newton Mearns, increasing leisure opportunities at Dams to Darnley Country Park, supporting business development and providing employment opportunities. A number of additional benefits have been delivered for local communities as part of City Deal contracts such as jobs, apprenticeships and skills development activities. The Greenlaw business Centre in Newton Mearns has been funded by the City Deal and has created four jobs, two apprenticeships, work experience placements and learning opportunities for schools. ERC are working in partnership with Morrison Construction and Clyde College to support two fully funded pre-apprenticeship courses and have invited students to the site to learn more about the construction industry and future career paths.

### **Your Wee Red Bus**

East Renfrewshire Community Transport, known as Your Wee Red Bus is a small volunteer-led community transport organisation based in Barrhead which provides a service to those disadvantaged due to age, ill health, disability, financial hardship or other disadvantage. A range of transport services are available including the transportation of patients to GP, clinic and hospital appointments, affordable mini bus hire for local voluntary and community groups, and assisted shopping trips. Over 50 local residents volunteer with the Wee Red Bus and the project receives funding from Strathclyde Partnership for Transport with ring-fenced funding for transport to medical appointments from the HSCP. In addition to transport, a number of afternoon teas are held throughout the year which provides company to those who may experience difficulty with travelling to attend groups and events, or are otherwise vulnerable to loneliness.

### **Safe, Supportive Communities**

**The outcome we want is...**

**East Renfrewshire residents are safe and live in supportive communities**

**Our steps along the way to achieving this are:**

**Residents' mental health and wellbeing is improved (Fairer East Ren)**

**Residents live in safe communities with low levels of crime and anti-social behaviour**

**Residents are protected from harm and abuse and public protection is safeguarded**

**Residents live in communities that are strong, self-sufficient and resilient**

**Residents are protected from drug and alcohol related harm**

Insert infographic with key measures contained in the End Year Data Report

Insert data indicators from Fairer East Ren

### **Talking Points**

East Renfrewshire Health and Social Care Partnership and Voluntary Action East Renfrewshire are jointly hosting Talking Points events across East Renfrewshire. Talking Points are local places in East Renfrewshire where people can get information, advice and support from professionals and volunteers about their health and wellbeing. They can also get more information about local groups and activities in their area. At Talking

Item 4(v) Annual Progress Reports to communities  
East Renfrewshire Community Plan

Points residents will be offered the opportunity to have a good conversation about what matters to them, whether this be about living a healthier lifestyle, having meaningful activities to do, or living independently in their own home. The Talking Points team can support people to develop their own personal plan, taking into consideration all the resources they can access, including those offered by local groups and organisations.

### **Youth Disorder and Fire-Raising**

Partnership working has been used by partner organisations to respond to reported youth disorder in the Netherlee and Clarkston areas. Police Scotland, Community Safety (ERC), Scottish Fire and Rescue Service and Education (ERC) have taken a partnership approach to address local youths stealing wheelie bins which they then set on fire. Partners carried out a number of collective actions to provide a coherent and united response to this problem. The Local Problem Solving Team from Police Scotland and Community Safety Wardens provided extra patrols in these local areas, representatives from Scottish Fire and Rescue Service and Campus Officers from Police Scotland attended three local secondary schools to deliver a session to pupils regarding the dangers of this activity. Scottish Fire and Rescue Service and Police Scotland Officers also attended parents' nights at these schools to educate parents of the dangers for young people and visited youth clubs run by Young Persons Services in these communities. Partnership pop-up banners were created for visible impact to raise awareness of this particular issue. As a result of this partnership approach there was an 83% reduction in the number of crime reports raised regarding the theft of wheelie bins in the Netherlee and Clarkston areas.

### **Confidence at Home and Child Safety at Home Packs**

In order to support our youngest and oldest residents, a preventative approach has been taken towards supporting our more vulnerable local households. Confidence at Home packages have been developed by Trading Standards and Environmental Health with input from local support groups, carers, professionals and individuals affected by dementia. Targeted at vulnerable older people, a range of materials are provided in the packs including information on preventing cold callers, avoiding telephone and online scams and signposting to various support services including Telecare, Fire Safety and third sector organisations. The Child Safety at Home pack has been developed with families, health visitors and the Royal Society for the Prevention of Accidents. This pack includes information to avoid the most common domestic dangers to protect children and families from harm at home. Packs have been issued to over 1,000 households in East Renfrewshire and are

### **Live Active**

East Renfrewshire Culture and Leisure Trust support people to be active in their daily lives and the Live Active programme particularly supports people with chronic health and mobility issues. Over 450 Live Active participants were referred by their GP or Practice Nurse and through a Live Active referral, people are supported to change their diet an activity habits and meet their personal goals.

### **Older People and People with Long Term conditions**

The outcome we want is...

Older people and people with long term conditions in East Renfrewshire are valued; their voices are heard and they enjoy full and positive lives

Our steps along the way to achieving this are:

Residents are safe and are more socially connected within their communities (Fairer East Ren)

Older people and people with long term conditions stay as healthy as possible

Older people and people with long term conditions live safely and independently in the community

Carers are valued and can maintain their own health and wellbeing

Insert infographic based on key measures contained in the End Year Data Report

Insert data indicators from Fairer East Ren

### **Walking Football**

Walking football is designed to help people to get fit or to maintain an active lifestyle no matter their age or fitness levels. Older people who play recognise the many health benefits including lower heart rates, lower blood pressure and increased mobility. There are also many social benefits and participants can meet new people, interact with individuals in a small groups setting and avoid becoming socially isolated. ERCLT offer walking football in Barrhead and Newton Mearns which is also promoted by health professionals at HSCP. The Walking Football group in Barrhead have started a swimming club where some of the group go swimming immediately after walking football and then have a cup of tea and a chat. This allows them to be out in the local community socialising with people. Recently one of the participants has made attempts to start a book club with some of the group which ERCL Football Development have offered to support.

*“Playing Walking Football with ERCL has made a huge difference to my life. I went through a quadruple heart bypass a year and a half ago and I can no longer play regular 5 aside football. Being involved with this group has helped me regain my confidence to get out the house and socialise with other people. It’s helped increase my fitness and now I’m now rediscovering a sense of myself again. It has been very beneficial to me. They’re a great bunch of guys I love it! I enjoy it so much.” Jimmy McQuade, Walking Football participant*



### **Fire and Falls Partnership**

The Fire and Falls Partnership comprises staff from the HSCP, Scottish Fire and Rescue Service and the Community Safety Team ERC and supports individuals identified as being at risk of experiencing fire in their home or have been identified as being at risk of falling. This project contributes to maintaining independence, avoiding hospital attendances and admissions, and promotes social inclusion for our residents through signposting to support groups. The contributions made by this partnership are important when considering the demographic of our communities in East Renfrewshire at present and the projections for the future including an ageing population and an increase in single occupancy households.

### **East Renfrewshire Additional Needs Partnership**

This community-led partnership was formed in September 2018 to help improve services in East Renfrewshire for residents with disabilities and additional support needs. A number of local groups and residents have come together to address common issues including social isolation, financial issues and where to seek out advice, help and support. By building the capacity and skills of these groups through the Partnership, groups will be empowered and more active in their community. The Partnership is focused on key Fairer East Ren outcomes particularly employability, social isolation and loneliness, and mental health and wellbeing.

### **Shopping Buddies**

Shopping Buddies was developed by East Renfrewshire HSCP to help older people in the community with their shopping and to give younger people with learning disabilities the opportunity to learn new skills and work within their own communities. It started with one service user and volunteer taking place once a week and the scheme now provides support with shopping for more than 20 people, 5 days a week. The Shopping Buddies volunteers meet with service users, take their orders over the phone, do the shopping and deliver it and put it away in the homes of local people. The project is valued by both the service users and volunteers and helps build relationships between the two generations. In May 2018 the Shopping Buddies project won the 'Community Champion' category at the Learning Disability Awards in Edinburgh.

### **Contact for further information**

Partnerships Team  
Corporate and Community Services  
Council Headquarters  
Eastwood Park  
Rouken Glen Road  
Giffnock, G46 6UG  
0141 577 3499  
[listening@eastrenfrewshire.gov.uk](mailto:listening@eastrenfrewshire.gov.uk)

# ADD2Barrhead Locality Plan 2017-2019 Progress Report

Locality Plan priority: **more investment in people and the physical environment to make the area thrive.**

- The Council and its partners supported the Corra Foundation to set up a People in Place programme which has been operating in Dunterlie since 2017. Corra's aims are to listen, widen participation and help with locally-led actions. Corra has been central to helping small groups get started up and grow.
- Barrhead Housing Association launched DIY Dunterlie which is a range of projects to improve health, wellbeing, employability and more. Projects are led by community members and workers in East Renfrewshire Culture and Leisure, Recovery Across Mental Health (RAMH) and more.

Locality Plan priority: **improved physical environments including greenspaces.**

- The Council's Environment Department has increased its focus on parks in the ADD2 area with improvements made in Carlibar Park and early engagement to plan improvements to Crossmill Park beside Dunterlie Resource Centre. The ADD2Barrhead Steering Group were involved in Cowan Park playpark upgrades in 2018. Steering group members and others with an interest in the park are involved in designing wider community engagement to improve further aspects including the bandstand and tennis courts.

Locality Plan priority: **feeling safer.**

- To address incidences of deliberate fire setting in Barrhead, Scottish Fire and Rescue Service (SFRS) personnel from Barrhead Fire Station are engaging with local young people at the Museum Youth Club. SFRS Community Action Team also targeted their time in the Barrhead secondary schools. This engagement has contributed to an overall decrease in deliberate fires in Barrhead, including periods of the year where numbers traditionally increase.

# ADD2Barrhead Locality Plan 2017-2019 Progress Report

Locality Plan priority: **feeling safer.**

- Services find that alcohol is contributing to crime and disorder incidents within the community. Police Scotland and the Council's Licensing Team have worked together to combat alcohol sales to young people under 18. They have been visiting various off-sales premises across Barrhead to raise awareness of the issues and consequences for license holders. They have also launched the "You're Asking For It" campaign in 2019 to tackle alcohol being bought for under 18s. Services will be holding pop-up stalls in Barrhead, doing leaflet drops, providing information to shops on what to look out for, and carrying out enhanced re-visits to premises.
- Reps from Community Safety, Housing Associations, Police and Fire and Rescue are meeting as a group every week to carry out joint action plans for streets and neighbourhoods being affected with ongoing crime and disorder incidents. This is proving effective because information is shared and workers across services can act more quickly and prevent issues from happening again.
- In spring 2019 Police Scotland and the Council's Community Safety Team held pop-up stalls in different venues to have conversations with people. Staff asked questions like:
  - What are we doing well and not so well right now?
  - What are your specific safety concerns in the ADD2 area in 2019?
  - Can we assist with any community action that is already happening?

Over 200 individuals spoke to staff over 8 weeks and said there needs to be more action on:

- Road safety around schools
- Intimidating behaviour on the streets
- Vandalism, litter and dog fouling, particularly in parks and the streets leading to parks

Different services will use the findings to plan further practical steps.

# ADD2Barrhead Locality Plan 2017-2019 Progress Report

The Locality Plan makes a commitment to increasing **community influence** and **investing in people**.

Communities are often best placed to shape and deliver the responses to needs in their area effectively. £150,000 was invested across 2018 and 2019 by the Council for the community to decide on local projects it was spent on. A steering group of local residents planned the programme, known as Better Barrhead.

In 2019 there were 38 funding applications from across Barrhead.

655 people went to a voting event in Carlibar Primary School on 16 March.

628 people voted for their ten favourite projects. A total of 6,280 votes.

28 projects were successful. This included:

- Dunterlie Baby and Toddler Group
- Dunterlie Foodshare
- Dunterlie Exercise Classes
- Dunterlie Holiday Activities Partnership
- ERA - East Renfrewshire ASN Parent Action Group
- Weigh in, Weigh less
- Barrhead Boxing Club

Quotes to be added at time of publication

Photos to be added at design and publication time.

This was in addition to two Community Choices programmes run by Barrhead Housing Association in 2018 and 2019 to allocate grants to community projects through voting days.

Q: There is a Locality Plan but so what?

A: This Locality Plan gives everyone a guide and shared goals for the ADD2Barrhead area. It helps organisations and groups know how and where to target their work. It does not mean that things will change overnight. It means any organisation or group can use the Locality Plan to evidence needs and bring in funding for action.

Q: Where is ADD2Barrhead?

A: Arthurlie, Dunterlie, Dovecothall, Dalmeny and Springhill.

Q: How was the Locality Plan made?

A: In 2017 there was a survey on topics like traffic, outdoor space, work and safety. Local residents gave feedback and there was a voting day to come up with priorities. The ADD2Barrhead Steering Group took a lead role in this.

Q: Where does the community come in?

A: Locality planning is about public services as well as voluntary organisations and community groups playing a part. This includes taking action, big or small, to tackle the priorities and working together.

Q: What services does this include?

A: The Council, Police, Health and Social Care, Fire and Rescue, Voluntary Action, Skills Development Scotland plus more.

Q: Is there a way I can hear more about all this?

A: \*Insert information about next steering group at time of publication\*



## Auchenback Locality Plan 2017-2019 Progress Report

Locality Plan priority: **families of Auchenback have access to spaces and facilities to stay active and encourage play.**

- Places to Play is a new programme led by local parents/carers and supported by the Council's Communities Team. Six parents/carers took part in training from PEEK and ran sessions for other families in Cowan and ABC Parks. This was a very positive start to the Places to Play programme and the families enjoyed the first session:

“Very good & kids loved it. If more events please let us know as being a child minder I like to get the kids involved with the community.”

Locality Plan priority: **traffic, parking and pathways in Auchenback allow residents to move around safely and meets community needs**

- The Council's Environment Department has used evidence from Auchenback Community Streets Consultation in 2017 and a further Greenspace Access Review in 2018 to increase walking, cycling and 'green' infrastructure in Auchenback. This includes new footpaths and improvements to parks.

Locality Plan priority: **residents of Auchenback live healthy lives**

- Auchenback Active Ltd. have worked with various partners to deliver family events each year and with Scottish Fire and Rescue to host heart start training in 2019. Annual community safety fun days have been 'Clear Air' events with the support of NHS smoking cessation services. This also enabled workers to connect with people and promote health improvement.

## Auchenback Locality Plan 2017-2019 Progress Report

**Health and wellbeing** was rated the top area to focus on.

Services have been working together through a small dedicated team to increase the number of 2 year olds benefitting from early learning and childcare in Barrhead. From November 2018 parents at Arthurlie Family Centre and McCready Family Centre have become champions and promoted it to other parents. This included setting up a social media campaign. All parents attending the nurseries took part in a survey about the application process and publicity materials. As a result a parent champion has been involved in creating new publicity materials to be tested. Between November 2018 and April 2019 McCready Family Centre welcomed four new 2 year olds and Arthurlie Family Centre has welcomed 3 new children.

Locality Plan priority: **residents of Auchenback influence the decisions that affect their community.**

Communities are often best placed to shape and deliver the responses to needs in their area effectively. £150,000 was committed to Barrhead between 2018 and 2019 for the community to decide on the projects it funded. A steering group of local residents planned the programme, known as Better Barrhead.

In 2019 there were 38 funding applications from across Barrhead.

628 people voted for their ten favourite projects at an event in Carlibar Primary School on 16 March.

28 projects were successful. This included:

- Golden Age Group
- St. Mark's Primary Parent Partnership
- ARC Baby and Toddler
- Auchenback Active Ltd.
- Auchenback Walking Group

# Auchenback Locality Plan 2017-2019 Progress Report

Locality Plan priority: **Families of Auchenback have access to spaces and facilities to stay active and encourage play**

The Sir Harry Burns Centre officially opened in 2018 and is now home to a wide range of learning and health opportunities for children and their families. The Arthurlie Family Centre nursery is based in the building. Activities and opportunities from various teams in the Council and the Health & Social Care Partnership have included:

- Sensory Programme
- Parent workshops on a range of issues including Safe Sleep, ACEs and Makaton
- Community Nursery Nurses – first time mums group
- Health Visitor – Baby Café (Breastfeeding Support)
- Family First meetings
- Oral health and visual screening programmes
- Speech and Language Outreach Service
- Loving Learning Programme
- Baby Massage & Baby sensory
- Book Bug and community library
- Barrhead Baby Weaning Fayre
- Let's Play Programme for children and families over holiday periods

Locality Plan priority: **Auchenback has a thriving community life which is rich in social capital**

In 2017-2018 Auchenback Active Ltd. worked with Barrhead Housing to lead a Climate Challenge Programme of various initiatives around food growing and food waste reaching over 1,000 local residents.

Photos to be added at design and publication time.



**Q:** There is a Locality Plan but so what?

**A:** This Locality Plan gives everyone a guide and shared goals for Auchenback. It helps organisations and groups know how and where to target their work. It does not mean that things will change overnight. It means any organisation or group can use the Locality Plan to evidence needs and bring in funding.

**Q:** How was the Locality Plan made?

**A:** In 2017 there was a survey on topics like traffic, outdoor space, work and safety. Local residents gave feedback and there was a voting day to come up with priorities. The Auchenback Locality Plan Steering Group took a lead role in this.

**Q:** Where does the community come in?

**A:** Locality planning is about public services as well as voluntary organisations and community groups playing a part. This includes taking action, big or small, to tackle the priorities and working together.

**Q:** Who are some of the organisations that are using the Locality Plan?

**A:** The Council, Police, Health and Social Care, Fire and Rescue, Voluntary Action, Skills Development Scotland plus more.

**Q:** Is there a way I can hear more about all this?

**A:** \*Insert information at publication time\*

Photos to be added at design and publication time.

Drop in to any of our Locality Plan pop ups at \_\_\_\_\_ for free family activities and to hear from different services:

- Insert dates and topics at publication time.