



SCOTTISH
FIRE AND RESCUE SERVICE
Working together for a safer Scotland

**Working together
for a safer Scotland**



BLANK PAGE

Report to:	East Renfrewshire Cabinet (Police and Fire)
Date of Report:	5th September 2017
Report by:	David Proctor, Local Senior Officer (LSO) Scottish Fire and Rescue Service

Subject:	Scottish Fire and Rescue Service (SFRS) Report
----------	---

PURPOSE OF THIS REPORT

The purpose of this report is to inform the Cabinet of the Scottish Fire and Rescue Service's (SFRS) performance and activities during the 1st April to 30th June 2017 reporting period.

This report reflects the Ward boundaries prior to the Election in May 2017. SFRS ICT colleagues are working on the reporting tools used for data analysis and will make the amendment to boundaries for future reports.

PERFORMANCE

The information provided in this report and attached appendix relates to the specific key performance indicators detailed in the East Renfrewshire Local Fire and Rescue Plan 2014-2017. The SFRS Local Senior Officer will be happy to meet with any Elected Members who wish to discuss specific Ward issues.

A summary of the key performance indicators is detailed below:

- a. The total number of Accidental Dwelling Fires decreased from 16 in the same period in 2016/17 to 14 in the current reporting period.
- b. The total number of All Non-Fatal Fire Casualties increased from 1 in the same period in 2016/17 to 2 in the current reporting period.
- c. The total number of incidents involving Deliberate Fire Raising decreased from 73 in the same period in 2016/17 to 63 in the current reporting period.

40

- d. The total number of Fires in Non-Domestic Buildings increased from **4** in the same period in 2016/17 to **7** in the current reporting period.
- e. The total number of Unwanted Fire Alarm Signal incidents increased from **59** in the same period in 2016/17 to **77** in the current reporting period.
- f. The total number of Road Traffic Collisions incidents attended by SFRS which resulted resulting in non-fatal casualties, decreased from **7** in the same period in 2016/17 to **5** in the current reporting period. The number of recorded casualties remained the same at **7** in the period in 2016/17 as this current reporting period. There were no fatalities within the reporting period.

PRIORITIES & INTERVENTIONS

SFRS is committed to working in partnership with Community Planning partners in the public, private and voluntary sectors in order to work together for a safer Scotland. Strengthening our relationship with and working in partnership to add value to our communities is critical to the success of our strategy.

The following activities are illustrative of SFRS arrangements in terms of partnership working and targeted engagement:

- a. The Local Area Liaison Officer (LALO) attends the Greater Results in Partnership (GRIP) Meetings within East Renfrewshire on a weekly basis and provides statistics of incidents within the Local Authority Area to ensure partners are aware of all fire related activity. This forum continues to deliver on achieving joint positive initiatives and outcomes.
- b. Supporting HSCP partners in Fire safety awareness training
- c. Supporting the work of SFRS Summer Thematic Action plan including presentations to six primary school on the dangers around water.
- d. Supporting partners in the consultation of the Local Outcome Improvement Plan.
- e. The Community Action Team and Retired Employee Association (REA) volunteers have conducted 38 HFSV's for East Renfrewshire Telecare.
- f. A total of 354 Home Fire Safety Visits (HFSV) was carried out by in East Renfrewshire during the reporting period. These HFSVs are carried out by our operational personnel and

Community Action Team officers who will conduct these visits jointly with partner agencies where deemed appropriate. Of these HFSVs:

- i. 47 of these HFSV were as a result of high risk referrals from East Renfrewshire Community Planning partners to SFRS.
- ii. 62 were as a result of Post Domestic Incident Responses (PDIR). The SFRS conducts a PDIR at all domestic dwelling incidents (includes fire alarm actuations and special services). This involves positive engagement with the occupier(s) of the affected property and neighbouring properties by SFRS personnel. Fire safety advice and support are provided; where required SFRS provide and fit 10 year battery powered smoke detectors.

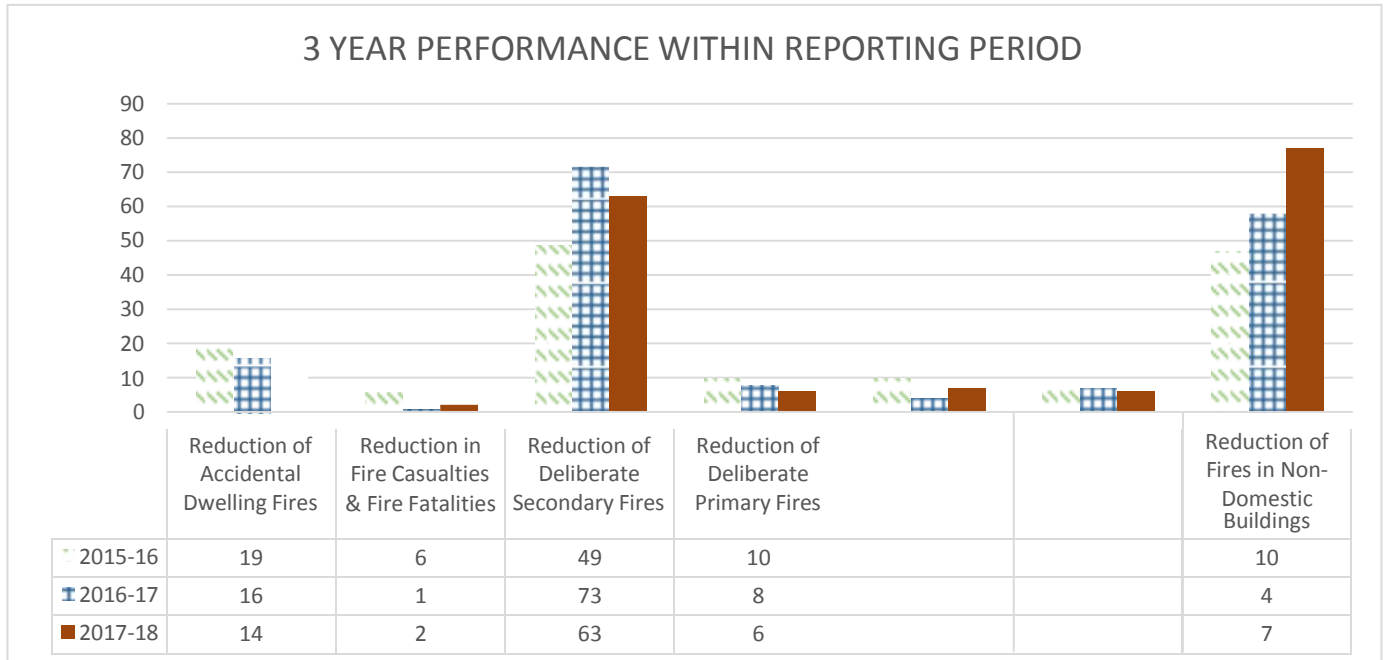
RECOMMENDATIONS

Cabinet members are asked to note the contents of this report and the attached appendix.

BLANK PAGE

The graph below provides a comparative overview of the activity levels within the reporting period over the last 3 years.

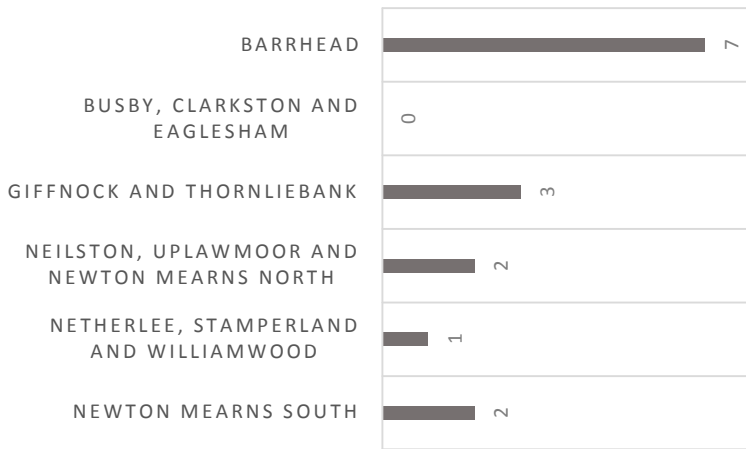
1. THREE YEAR PERFORMANCE OVERVIEW



2. REDUCTION OF ACCIDENTAL DWELLING FIRES

2.1. Incidents by Ward

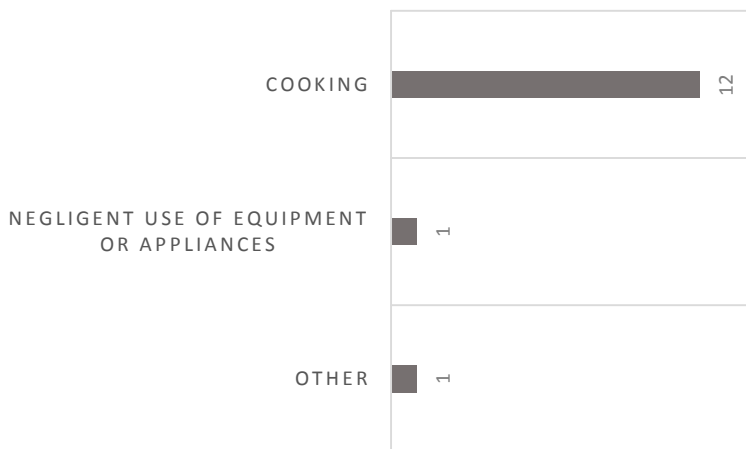
1 APRIL TO 30 JUNE 2017



The slightly higher level of activity in a number of wards but this is a direct correlation to the number of residents and homes within each locality.

2.2. Cause of Fire

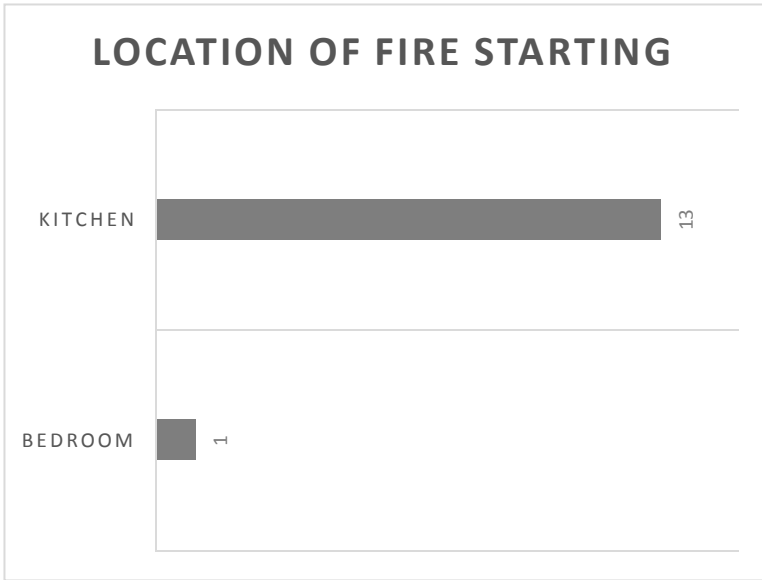
CAUSE OF FIRE



As is evident from graph 2.2 cooking remains the most significant cause of accidental dwelling fires in East Renfrewshire.

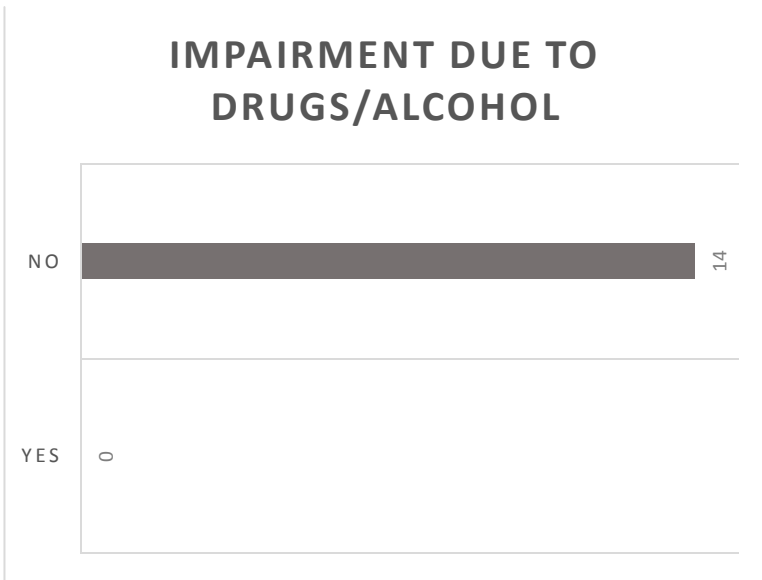
However further analysis of the information has shown that the majority of the incidents are small in nature and require no action by the Scottish Fire and Rescue Service (SFRS). The increase in detectors within homes has provided early warning and intervention.

2.3. Location of Fire



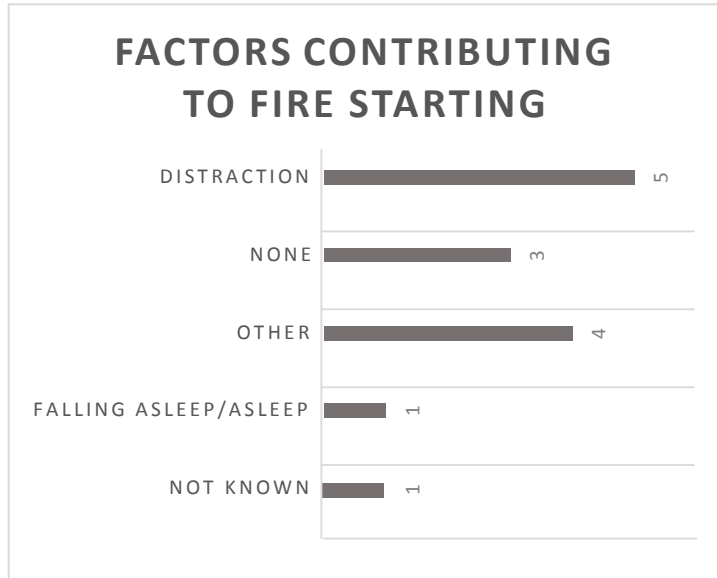
The information within this graph links directly to the 2.2 where cooking was identified as the most common cause of fire.

2.4. Human Factors



It is encouraging to see that in all of the 14 incidents that alcohol or drugs were not a factor. However distraction still has a bearing on accidental fires and this is a hard factor to resolve.

3. REDUCTION OF FIRE CASUALTIES



Distraction includes conditions such as alcohol/ drug (prescribed or other) use, mental health, capability and individuals dealing with other matters and forgetting that they have left something cooking.

3.1. Casualties by Ward

There were only 2 recorded casualties during the reporting period and these were in the Neilston, Uplawmoor and Newton Mearns North Ward (1) and Netherlee, Stamperland and Williamwood Ward (1).

3.2. Casualties by Age and Gender

Of the two casualties, one was male in the 50 to 59 age range. The other was female; in the 80 to 89 age group category. This fire casualty profile is reflective of the Scottish profile over the past two years as there has been a growing trend of older females being the most at risk of harm from fire.

3.3. Extent of Harm

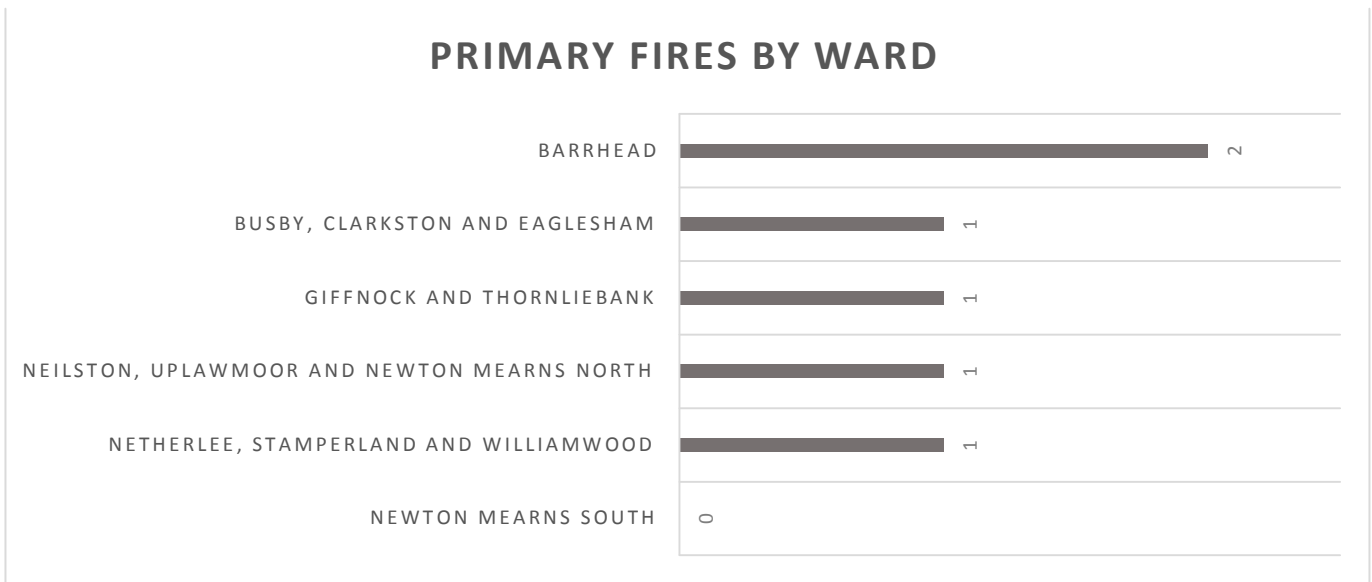
The two incidents resulted in slight injury or requirement for a precautionary check at hospital. The positive impact of early warning of fire provided by either standalone or linked smoke alarms is evident in terms of the reduction in the number of severe dwelling fires and the associated level of fire related injuries compared to 10 years ago.

4. REDUCTION OF DELIBERATE FIRE SETTING

4.1. Primary Fires

Primary fires are classed as those involving property which has a specific private or commercial value; and generally relates to building, structures or vehicle fires. During the reporting period there were a total of 6 deliberate primary fires; this is a reduction when compared to the same period in 2016/17 when there were also 8 deliberate primary fires.

4.1.1. Incidents by Ward



4.1.2. Property Types



48

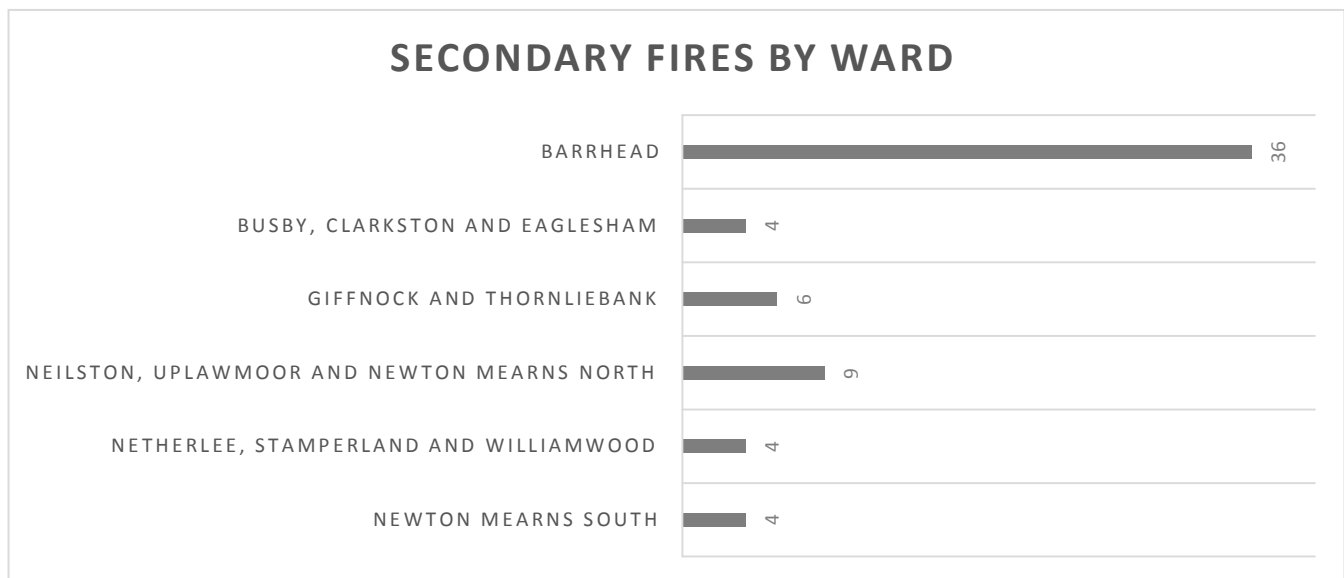
Deliberate fire setting is a criminal offence and SFRS will request Police Scotland to attend suspected deliberate primary fires when deemed appropriate. The SFRS Local Area Liaison Officer attends the GRIP Meetings within East Renfrewshire to provide fire activity overviews for action as appropriate.

SFRS officers will also complete Community Intelligent Reports at incidents where deliberate fire setting occurs; these are passed to Police Scotland where relevant information is gathered and used to support further investigation

4.2. Secondary Fires

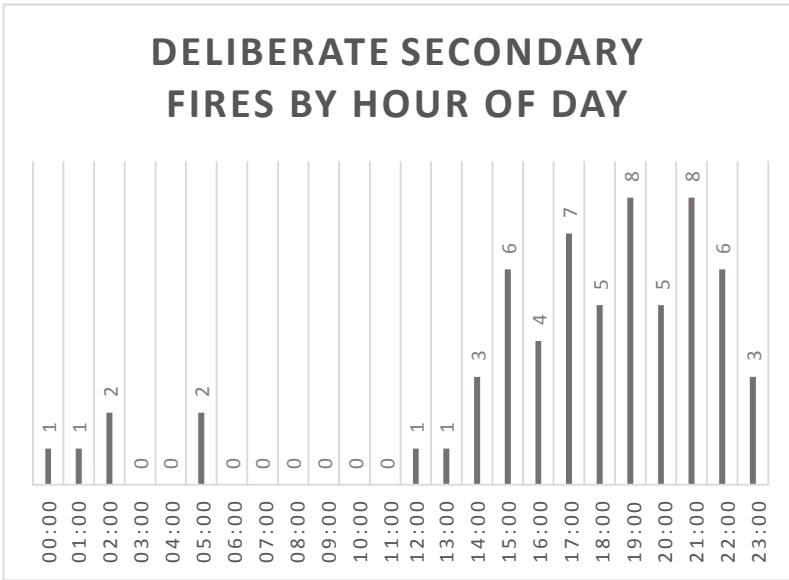
Secondary fires are classed as those involving derelict property (structures or vehicles), refuse, grassland and scrubland. During the first quarter of the 2017/18 reporting period there were a total of 63 deliberate secondary fires; this is a decrease when compared to the same period in 2015/16 when there were 73 deliberate secondary fires.

4.2.1. Incidents by Ward




SFRS works closely with our partners to provide appropriate engagement, education and intervention approaches. Schools in areas identified as having higher fire incidents are targeted and the CAT officers actively engage with the pupils to educate them on the dangers and subsequences of wilful fire setting.

4.2.2. Time of Day



Graph 4.2.2 shows it is evident the vast majority of fires occurred between 16:00hrs to 21:00hrs; this pattern leads us to believe the majority of these fires have been started by school age young people who outwith these times will either be in bed or at school.

4.2.3. Property Type



Work has been on-going through the GRIP to identify specific area of activity through sharing of information.

5. REDUCTION OF FIRES IN NON-DOMESTIC PREMISES

This category includes commercial premises, private lockups/ garages and other structures. These incidents are included in the Deliberate Primary Fires referred to in section 4.1.

5.1. Incident by Ward

There were a total of 7 recorded deliberate fires in non-domestic premises during the reporting period in 4 Wards:

- Newton Mearns South (1)
- Neilston, Uplawmoor and Newton Mearns North (4)
- Barrhead (1)
- Giffnock and Thornliebank (1)

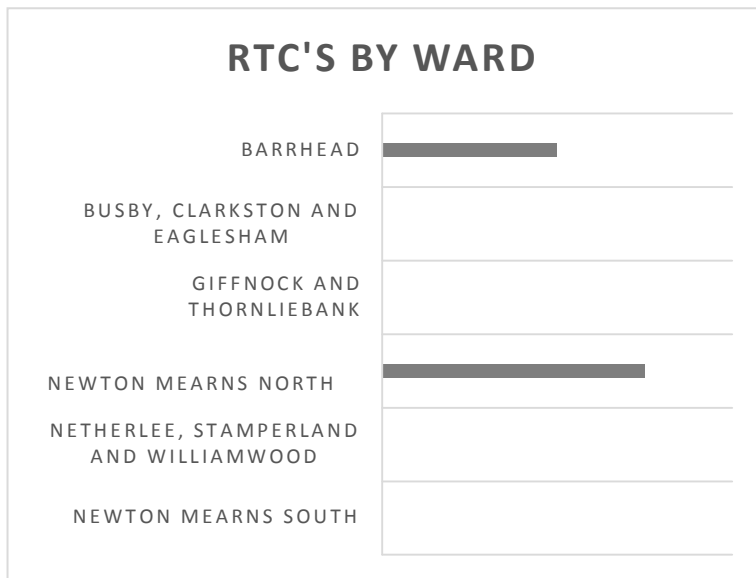
5.2. Property Types

- Four of the incidents relate to fires involving garden sheds and were deemed accidental.
- The other three incidents relate to other residential, retail and office’s and all recorded as deliberate (2) accidental (1).

All fires in non-domestic premises which are classed as relevant premises under The Fire (Scotland) Act 2005 will be subject to a post fire audit. These are conducted by specialist Fire Safety Enforcement Officers (FSEO) who will carry out a full inspection of the premises and all paperwork required under the Act; where deficiencies in fire safety management arrangements are identified the ‘duty holder’ will be issued with a notice as appropriate.

6. REDUCTION OF CASUALTIES IN NON FIRE EMERGENCIES

6.1. Road Traffic Collision Incidents by Ward




There were a total of 5 Road Traffic Collisions (RTC) which SFRS attended in the reporting period; this will no reflect the numbers attended by Police Scotland which will potentially be higher.

This is due to the fact SFRS only attends incidents of this nature when requested to assist in extrication of casualties or to make the scene safe.

7. REDUCTION OF UNWANTED FIRE ALARM SIGNALS


SFRS attends a range of false alarm incidents which include system faults, accidental actuation of fire alarm, malicious calls and good intent calls. SFRS is focused on reducing the associated road risk posed by ‘blue light’ journeys linked to our attendance at Unwanted Fire Alarm Signals (UFAS) incidents. There is a national policy in place which ensures we are adopting a standardised approach to positively engage and educate duty holders at premises which have fire alarm system actuations which are not due to an actual fire.

7.1. Incidents by Ward




Neilston, Uplawmoor and Newton Mearns Ward have the highest number (22) of Unwanted Fire Alarm Actuations (UFAS); 3 of these incidents within Educational establishments, 6 in Retail and 9 in Residential care accommodation.

7.2. Property Types



From graph 7.2 it is evident that schools within East Renfrewshire accounted for a total of 14 UFAS incidents during the reporting period.

7.3. Cause of Actuation



The SFRS works closely with all relevant premises where UFAS occur.