

Department of Corporate and Community Services

Deputy Chief Executive: Caroline Innes BSc (Hons)

Council Headquarters, Eastwood Park, Giffnock, East Renfrewshire, G46 6UG

Phone: 0141 577 3000 Fax: 0141 577 3834

website: www.eastrenfrewshire.gov.uk

Date: 13 November 2020

When calling please ask for: Eamonn Daly (Tel. No 07584 116619)

e-mail: Eamonn.daly@eastrenfrewshire.gov.uk

TO: Councillors C Merrick (Chair); P O'Kane (Vice Chair); C Bamforth; T Buchanan; D Devlin; B Grant; A Lafferty; and S Miller.

CABINET (POLICE AND FIRE)

A meeting of the Cabinet (Police and Fire) will be held on **Thursday, 19 November 2020 at 10.00am.**

The agenda of business is as shown below.

Please note this is a virtual meeting.

Caroline Innes

C INNES
DEPUTY CHIEF EXECUTIVE


AGENDA

1. Report apologies for absence.
2. Declarations of Interest.
3. Police Scotland – Performance Report for the Second Quarter of 2020/21 – Report by Divisional Commander (copy attached, pages 3 - 4).
5. Scottish Fire and Rescue Service – Performance Report for the Second Quarter of 2020/21 – Report by Local Senior Officer (copy attached, pages 5 - 16).

This document can be explained to you in other languages and can be provided in alternative formats such as large print and Braille. For further information, please contact Customer First on 0141 577 3001 or email customerservices@eastrenfrewshire.gov.uk

BLANK PAGE

Introduction



Welcome to the latest East Renfrewshire Local Police Plan update, covering the period July to September 2020. This is the second update in relation to our 2020-2023 Police Plan, which is now available on the [Police Scotland website](#). As the Divisional Commander for Greater Glasgow, I am delighted to present this report and I am honoured to have been entrusted with building upon the good work of my predecessor Hazel Hendren.

The officers working within East Renfrewshire remain focussed upon the local policing priorities identified by our communities, however, since these priorities were agreed so much has changed. During this reporting period a significant amount of our time and effort has been directed at meeting the immediate challenges thrown up by COVID-19. Maintaining operational delivery during an unpredictable pandemic has been a challenge as the virus has taken its toll on our communities and indeed many of our own staff. We have adapted new ways of working and new ways of delivering our services and I am confident that, in spite of having to interpret and enforce some fairly intrusive legislation, we have maintained the confidence and support of our communities delivering the highest policing standards possible.

The pandemic has provided a challenging background, however, many aspects of policing have not changed. We have continued to deal robustly with criminality and have increased further our focus on protecting the vulnerable. This has of course been achieved through a partnership approach with many of them contributing to some of the good work outlined in this report. I am pleased to report that we have achieved some notable results and have delivered some significant improvements, a flavour of which will be covered in this report. Thank you sincerely for your continued support.

Drug Dealing & Misuse



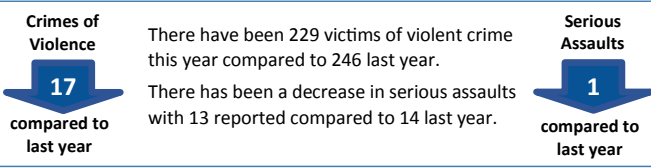
Local Policing Priority: Crime (Drug Supply & Manufacture)
Fairer East Ren Plan: Reducing social isolation, loneliness & increasing safety

Despite the pandemic, there has been continued proactivity in the first half of 2020/21 in relation to individuals involved in the supply of controlled drugs. The number of reports submitted to the Procurator Fiscal for persons involved in the supply, production and cultivation of drugs has increased from 9 to 14 compared to the same period last year. We have made several arrests and seized a variety of controlled drugs, including ecstasy and herbal cannabis.



East Renfrewshire Local Policing Plan (2020-2023) Quarterly Report (Q2: Jul — Sep 2020)

Violent Crime



Local Policing Priority: Crime (Violent Crime)
Fairer East Ren Plan: Reducing social isolation, loneliness & increasing safety

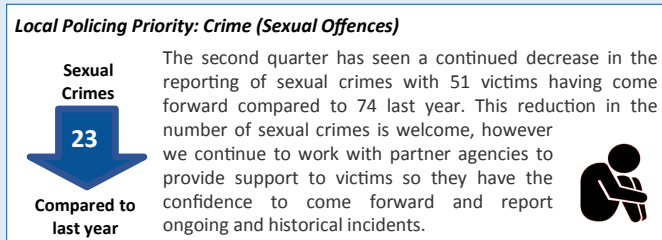


We remain committed to reducing and preventing violent crime and I am pleased to report that there has been an overall reduction this year compared to last year. There has also been a reduction on the number of serious assaults reported in the second quarter compared to the first quarter where 8 serious assaults were reported. The crimes that are occurring are now happening in both indoor and outdoor settings as people are able to move about the area more freely.

The number of common assaults recorded is also lower with 211 crimes having been reported compared to 228 last year. Again, there has been a reduction in the number of these crimes compared to the first quarter. Detection rates for both common assaults and serious assaults have increased. 4 robberies were reported this year which is the same as last year, all of these crimes have been detected.

We remain committed to dealing quickly and effectively with incidents of domestic abuse. In the second quarter, the number of domestic abuse crimes increased from 155 to 172 and the number of domestic incidents attended has also increased from 259 last year to 275. Increased reporting is not unique to East Renfrewshire and similar trends have been seen in other areas. Local officers, along with our specialist Domestic Abuse Investigation Unit continue to pursue all investigative avenues in respect of these crime and provide support to victims.

Public Protection



Acquisitive Crime



The number of homes having being broken into is down to 34 compared to 42 last year. This is also significantly lower than the 5 year average where there were 57 victims of domestic housebreaking.

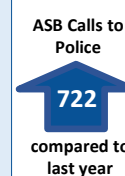


Local Policing Priority: Crime (Crimes of Dishonesty)
Fairer East Ren Plan: Reducing social isolation, loneliness & increasing safety

There have been 8 less victims of domestic housebreaking against last year's figures with 34 crimes being reported as opposed to 42 at the same point last year. This reduction follows the trend reported in the first quarter and may be partly due to people spending more time at home. Local protocols and support from the Division's Analysts ensure that any new patterns in this type of crime are quickly identified and officers are tasked to carry out additional patrols in any areas that are highlighted. Our officers continue to pursue all lines of enquiry and good forensic awareness has led to the apprehension of some prolific offenders.

Detecting those responsible for housebreaking can at times be difficult and protracted however, we continue to receive good support from local communities who report any suspicious activity they see.

Antisocial Behaviour & Disorder



In the first 6 months of the year, there were 1840 disorder calls made to the Police compared to 1118 last year. Crimes of vandalism are also down from 208 to 171. This is also down against the 5 year average of 244.



Local Policing Priority – Crime (Disorder and Antisocial behaviour)
Fairer East Ren Plan—Reducing social isolation, loneliness and increasing safety

Reducing anti-social behaviour remains a community priority and we continue to focus efforts on preventing disorder. The increase in anti-social behaviour calls is mainly attributable to the additional 603 calls reported here previously for the first quarter. This means that the antisocial behaviour calls have vastly reduced compared to Q1 and are more in line with numbers normally reported. The additional 119 calls for quarter 2 reflects increased reporting to the Police in recent months.

As previously mentioned, reports of antisocial behaviour and disorder became more prevalent as 'lockdown' eased. As a result, we enhanced or sub-divisional disorder action plan with support from divisional and specialist resources. This plan focused on the parks and open spaces across the Local Authority, however we also ensured that our patrol plan included built up areas.

CRIME

Our Area of Focus: Violent Crime

Preventing violent crime remains at the forefront of everyday policing activity. As previously mentioned, detection rates have improved for robberies, serious assaults and common assaults.

In July, officers responded after a female victim reported that she had been robbed of her personal belongings. Subsequent enquiries revealed that a 45 year female was responsible and a report was submitted to the Procurator Fiscal.

During another incident in August, a 34 year old male reported that he had been seriously assaulted in the Barrhead area. An investigation was undertaken by CID officers and a warrant was granted for the arrest of a 23 year old male in relation to the assault. This warrant was executed and the male is expected to appear at Paisley Sheriff Court in the near future.

Our Area of Focus: Drug Supply and Manufacture

During the second quarter, officers have continued to target individuals involved in the supply of controlled drugs.

In August, officers in the Barrhead area stopped a vehicle whilst on patrol. The driver was found to be under the influence of alcohol and during a subsequent search of his vehicle, a quantity of cocaine and ecstasy was recovered. He was detained in custody and appeared at Paisley Sheriff Court the following day.

In September, officers executed a search warrant at an address in the Barrhead area. A large quantity of herbal cannabis was recovered and several thousand pounds were seized under Proceeds of Crime legislation. A 28 year old male has been reported in relation to this.

Our Area of Focus: Crimes of Dishonesty

In recent months, a number of elderly people were targeted by scammers and had money stolen from their bank accounts. Local Community Police Officers took on the enquiry and after a protracted investigation, they identified a 20 year old male as being responsible. He was charged with a total of 4 crimes and a case was submitted to the Procurator Fiscal. Follow up advice and support was given to the victims of all of these crimes.

CID officers also conducted an investigation in relation to a series of thefts in the area. Through diligent enquiry and capture of forensic and CCTV evidence, they identified two males, aged 34 and 35, as being responsible. They were reported for 7 crimes in East Renfrewshire and were linked with a number of similar crimes across the south side of Glasgow.

PROTECTING VULNERABLE PEOPLE

Our Area of Focus: Vulnerable Road Users

Positively influencing driver behaviour and improving road safety remains a local priority as identified by the residents of East Renfrewshire. Police officers have responded to community concerns about speeding vehicles and have carried out a number of checks across the area. This has resulted in 13 drivers being issued with a fixed penalty for driving in excess of the speed limit. 27 drivers were also reported for driving their vehicles without insurance.

Unfortunately our officers are still encountering individuals who drive their vehicles under the influence of alcohol or drugs. In September, a 41 year old male was arrested after a road crash. He failed the roadside breath test and it was also established that he had a provisional licence and did not have insurance for the vehicle. His vehicle was seized and a report was submitted.

In September, a 22 year old male was charged with dangerous driving. He had been travelling at excessive speeds in a built up area where he eventually crashed into a residential property causing damage to the structure. Again, a report was submitted.

Our Areas of Focus: Domestic Abuse— Adult Protection— Child Protection

Tackling domestic violence and ensuring that victims have the confidence to come forward remains a local and national priority. Our officers worked alongside colleagues from the Roads Department on a new initiative which developed road signs that encouraged victims to come forward and provided details of a helpline that they could phone. These signs were placed across the area and moved after a period of time to ensure maximum visibility. This joint initiative has received positive feedback.

The recently established Domestic Abuse Investigation Unit continue to deal with some of the highest risk cases in East Renfrewshire and support local officers with their investigations. One such investigation resulted in a repeat domestic offender being remanded in custody. Officers from the Unit have also provided a number of inputs to partner agencies about the work that they are carrying out.

Our Areas of Focus: Young People

As schools re-opened in August, our campus officers were again able to engage with young people across the area. They have provided inputs on a variety of topics including Firework safety and are now taking forward initiatives that they secured funding to support. These include working with an animal charity and establishing a coffee club within school. They also have a new road safety mascot 'Jackton' that they hope to introduce to children in the coming months.



CONCLUSION

As the Local Policing Commander for East Renfrewshire, I am pleased to present this Cabinet Report for the second quarter. This outlines just some of the positive work being undertaken by my officers who continue to target offenders, support victims and assist the most vulnerable people in our communities.

Partnership working remains a key component to the delivery of effective policing and I am confident we strike the correct balance here in East Renfrewshire. The Coronavirus pandemic has presented significant challenges in the way we conduct our daily business and the ability for face to face contact has been reduced. That said, I am confident we are still able to work together during this unprecedented time to make the communities we serve, safer places to live and work.

We will continue to deliver the highest standard of policing in these challenging times and I thank you for your continued support.

Chief Superintendent Mark Sutherland

Divisional Commander



**East Renfrewshire Performance Report
1st July 2020 - 30th September 2020**



SCOTTISH
FIRE AND RESCUE SERVICE
Working together for a safer Scotland

**Working together
for a safer Scotland**

BLANK PAGE

East Renfrewshire Performance Report

Table of Contents

Local Fire and Rescue Service Plan Priorities	3
East Renfrewshire Activity Summary	4
Domestic Safety - Accidental Dwelling Fires	5
Domestic Safety - Accidental Dwelling Fire Casualties	6
Unintentional Injury and Harm	7
Deliberate Fire Setting	8
Non-Domestic Fire Safety	9
Unwanted Fire Alarm Signals	10

BLANK PAGE













Local Fire and Rescue Service⁹ Plan Priorities

The Local Fire and Rescue Service Plan has been developed to set out the priorities and objectives within East Renfrewshire and allows our local authority partners to scrutinise the performance outcomes of these priorities. We will continue to work closely with our partners in East Renfrewshire to ensure we are all “**Working Together for a Safer Scotland**” through targeting risks to our communities at a local level.

The plan has been developed to complement key partnership activity embedded across East Renfrewshire Community Plan and associated Delivery and Thematic plans. Through partnership working we will seek to deliver continuous improvement in our performance and effective service delivery in our area of operations.




The Local Fire and Rescue Plan for East Renfrewshire identified six areas for demand reduction and is subject to regular monitoring and reporting through the Police / Fire and Rescue Committee. A summary of the priorities and current activity is detailed below with further detail and analysis contained within this performance report.

	Accidental Dwelling Fires	Accidental Dwelling Fire Casualties	Unintentional Injury and Harm	Deliberate Fire Setting	Non-Domestic Fire Safety	Unwanted Fire Alarm Signals
Barrhead, Liboside & Uplawmoor	7	0	1	13	0	11
Clarkston, Netherlee & Williamwood	1	0	1	8	1	8
Giffnock & Thornliebank	2	0	1	5	1	9
Newton Mearns North & Neilston	2	0	1	2	0	22
Newton Mearns South & Eaglesham	4	0	1	10	0	8

Total Incidents	16	0	5	38	2	58
Year on Year Change	 7%	 -100%	 -62%	 31%	 -50%	 -32%
3 Year Average Change	 5%	 0%	 -21%	 -12%	 0%	 -14%

About the statistics within this report

The activity totals and other statistics quoted within this report are published in the interests of transparency and openness. They are provisional in nature and subject to change as a result of ongoing quality assurance and review. Because all statistics quoted are provisional there may be a difference in the period totals quoted in our reports after local publication which result from revisions or additions to the data in our systems. The Scottish Government publishes official statistics each year which allow for comparisons to be made over longer periods of time.

-  Activity levels have reduced by more than 5%
-  Activity levels have reduced by up to 5%
-  Activity levels have increased overall

East Renfrewshire Activity Summary ¹⁰



fires
primary &
secondary



special
services



false
alarms



238
total number of
incidents



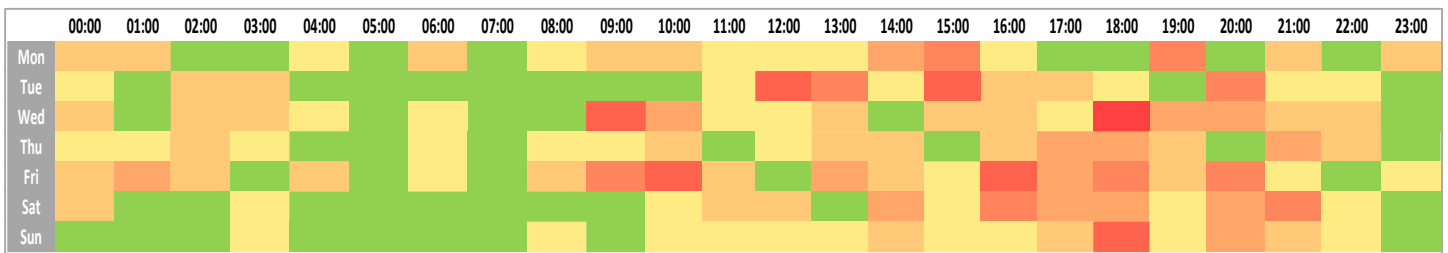
5
fire & non-fire
casualties



£114,260
economic cost of
ufas incidents

*data above is year on year change

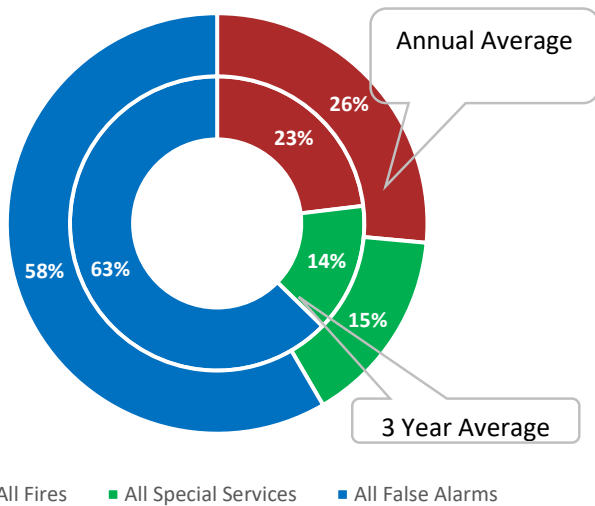
Activity by Time of Day



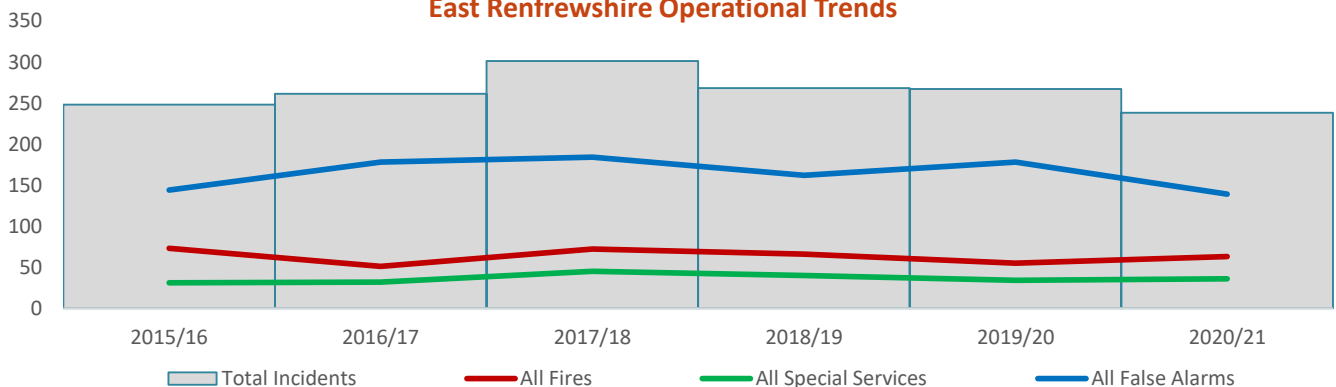
Top 15 Incidents Types by %

False Alarm (Dwelling)	25.21%
False Alarm (UFAS)	24.37%
Outdoor Fire	9.24%
False Alarm (Good Intent)	7.56%
Dwelling Fire	6.72%
Effecting entry/exit	5.04%
Refuse Fire	5.04%
Vehicle Fire	2.52%
Animal assistance incidents	2.10%
Flooding	1.68%
No action (not false alarm)	1.68%
Assist other agencies	1.26%
Other Building Fire	1.26%
Chimney Fire	0.84%
Rescue/release of persons	0.84%

Incidents by Classification



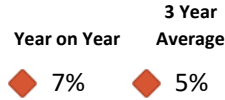
East Renfrewshire Operational Trends



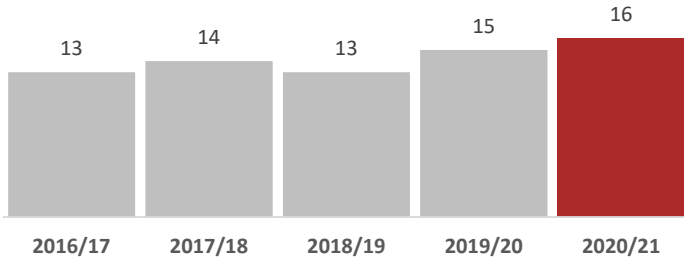
Domestic Safety - Accidental Dwelling Fires



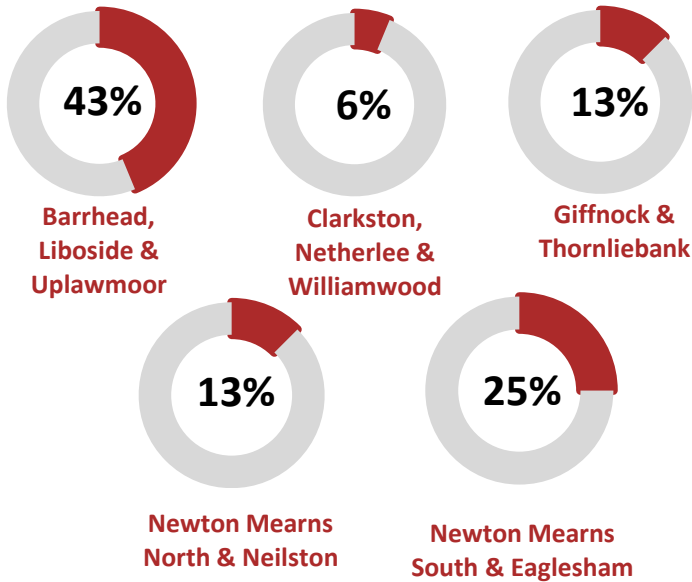
Performance Summary



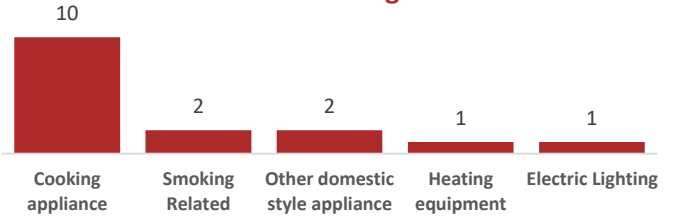
Accidental Dwelling Fires



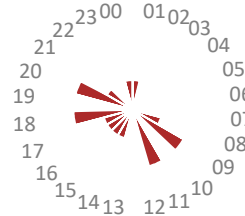
Accidental Dwelling Fires Activity by Ward (% share)




Main Source of Ignition



Accidental Dwelling Fires by Time of Day



Severity of Accidental Dwelling Fires



Human Factors



Automatic Detection & Actuation



Accidental Dwelling Fires (ADF) show a slight increase on both 'year on year' and '3-year average' indicators. Cooking remains the most common source of ignition, accounting for more than 60% the ADF's in East Renfrewshire. On all occasions smoke detection was fitted within the premises involved and in 88% of ADF's the detectors activated raising the alarm. 81% of the alarms raised via linked systems which means that SFRS are automatically responding to the premises on behalf of the occupier whether they have been alerted or not. This combination has provided early warning and intervention, which is reflected in the number of ADF casualties during this quarter.

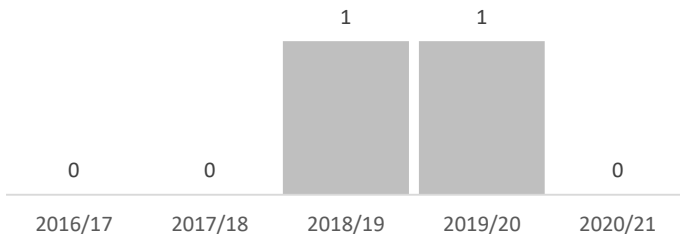
Domestic Safety - Accidental Dwelling Fire Casualties

Performance Summary

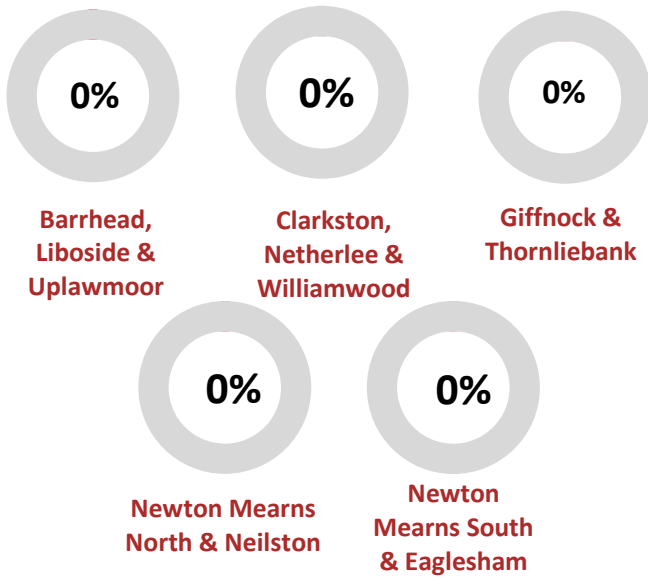


Year on Year ● -100% 3 Year Average ▲ 0%


Accidental Dwelling Fires Casualties




Accidental Dwelling Fire Casualties by Ward (% share)



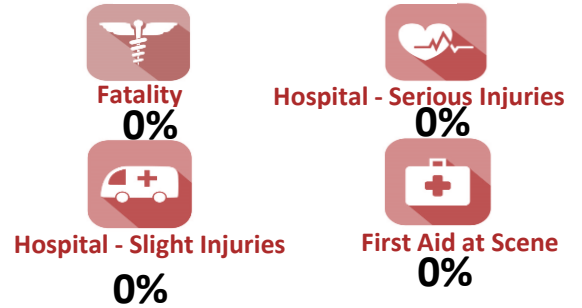
Fire Casualties by Time of Day



Nature of Injury



Extent of Harm



Male
0%

Age / Gender Profile

Female
0%

0	0	0	0	0	0	0	0	0	0
0 - 9	10 - 19	20 - 49	50 - 79	80+					

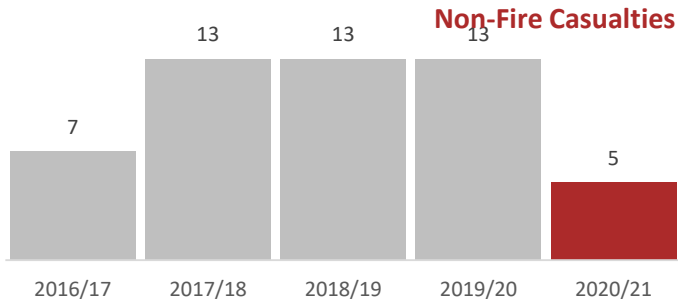
Despite the rise in ADF's, there were no casualties during this quarter, the positivity here can be attributed to all premises having functional detection.

Unintentional Injury and Harm ¹³

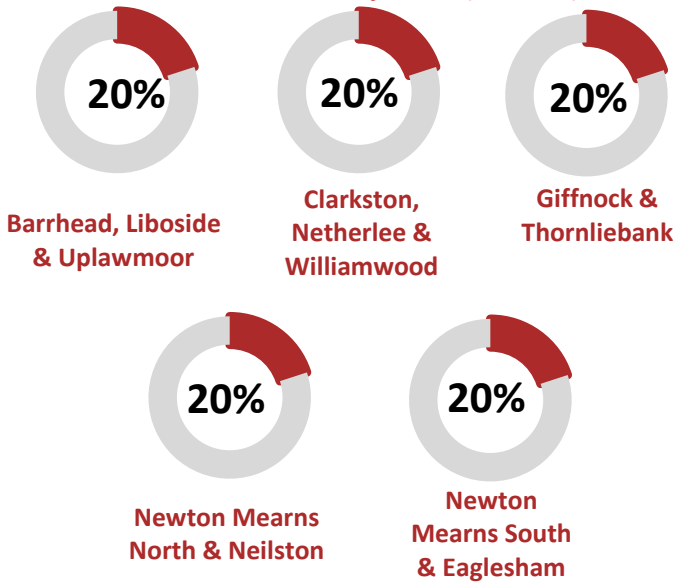


Performance Summary

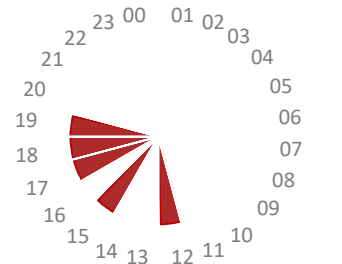
Year on Year ● -62% 3 Year Average ● -21%



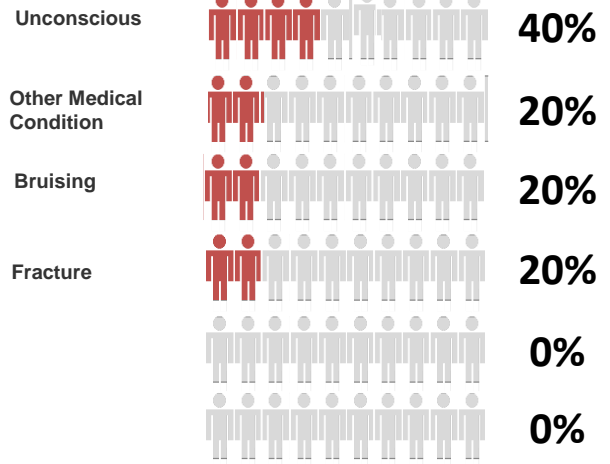
Non-Fire Casualties by Ward (% share)



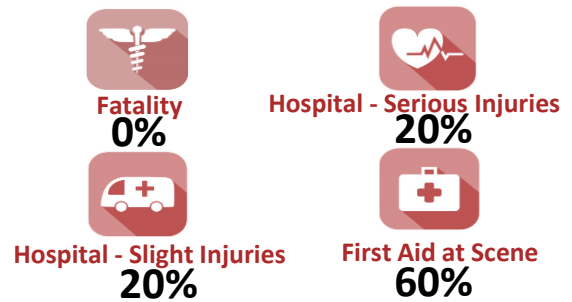
Non-Fire Casualties by Time of Day



Nature of Injury



Extent of Harm

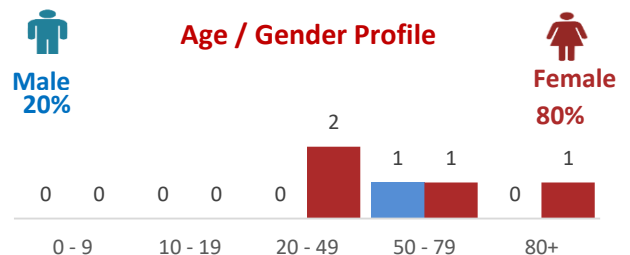


Non-Fire Emergency Activity



There has continued to be a significant decrease in the amount of non-fire casualties compared to the same period last year. The significant percentage here lies with assisting other agencies, with 2 RTC's within this period and other rescue including small animal and ring removal

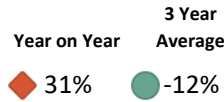
Age / Gender Profile



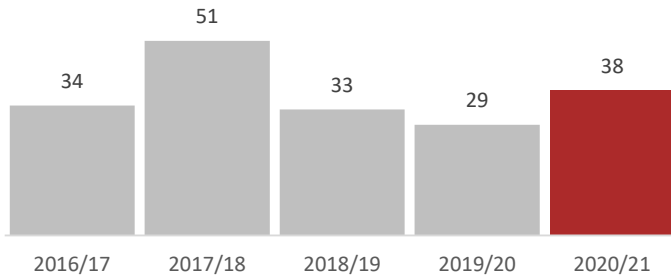
Deliberate Fire Setting



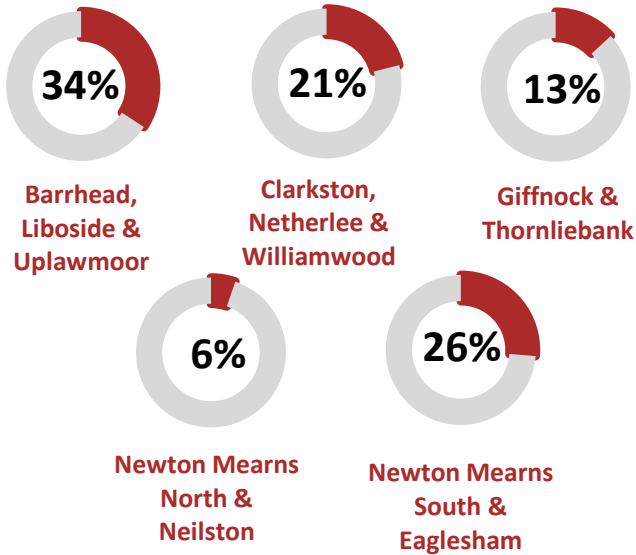
Performance Summary



Deliberate Fires



Deliberate Fires by Ward (% share)



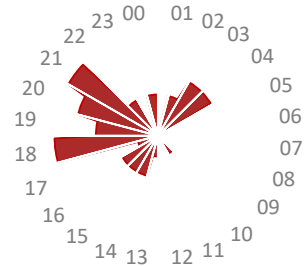
Definitions

Primary Fires - all fires in buildings, vehicles and outdoor structures or any fire involving casualties, rescues or fires attended by five or more appliances

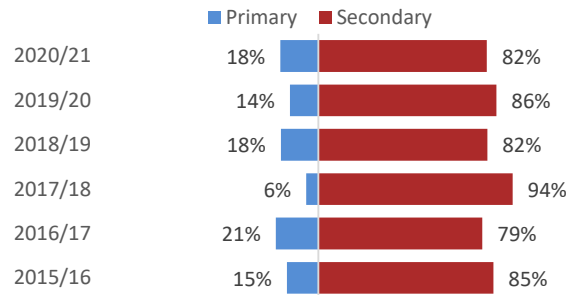
Secondary Fires - fire incidents that did not occur at a primary location, was not a chimney fire in an occupied building, did not involve casualties (otherwise categorised as a primary incident) and was attended by four or fewer appliances.

There has been an increase on the year on year indicator however, the highest percentage of the deliberate fires were of a secondary nature involving grassland and can be related to the long dry spell of weather however, it is positive to note that there was a considerable reduction compared to the previous quarter which had similar weather and a total of 68 incidents.

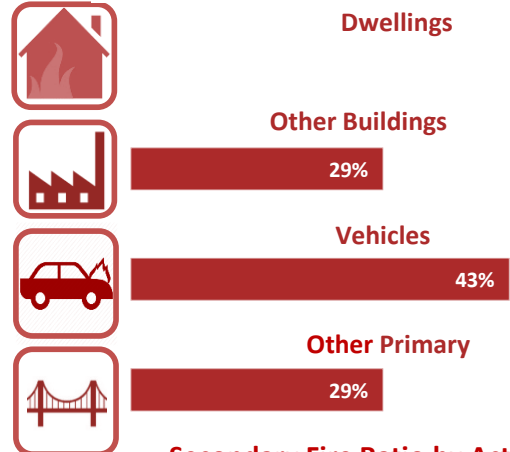
Deliberate Fires by Time of Day



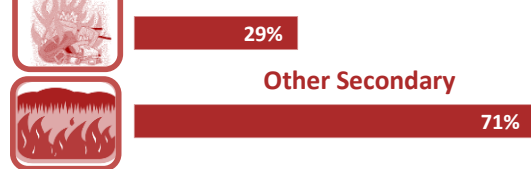
Deliberate Fires by Classification



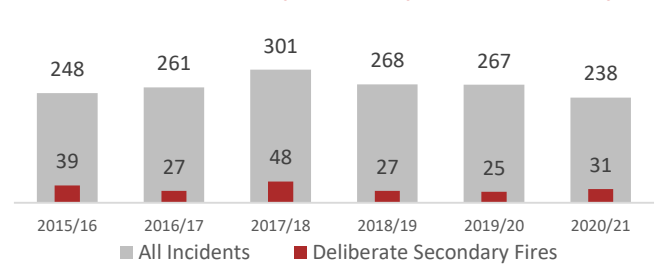
Primary Fire Ratio by Activity Type



Secondary Fire Ratio by Activity Type




Deliberate Fires Compared to Operational Activity



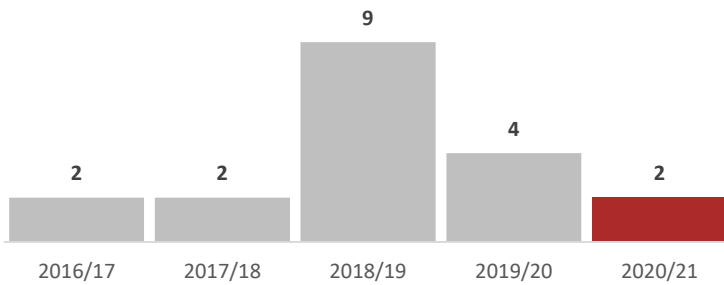
Non Domestic Fire Safety



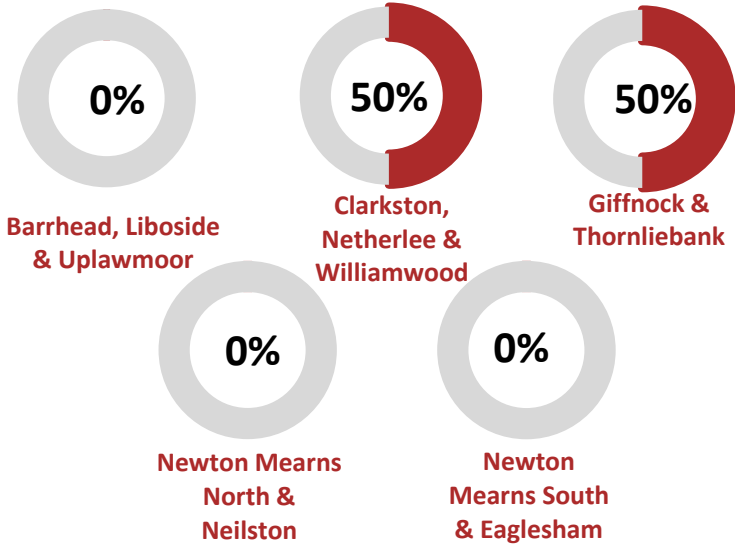
Performance Summary



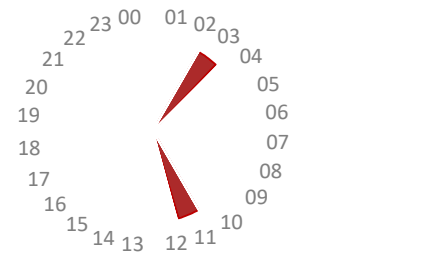
Non Domestic Fires



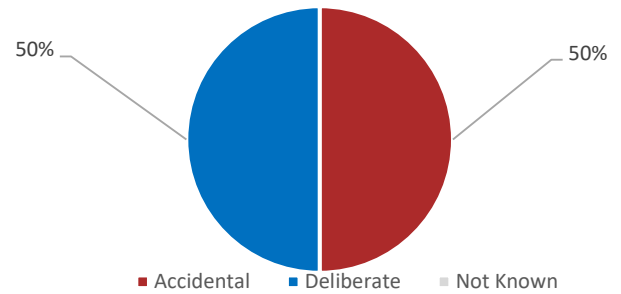
Non-Domestic Fires by Ward (% share)



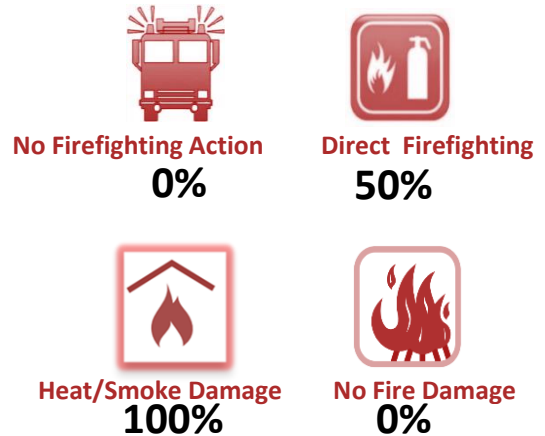
Non-Domestic Fires by Time of Day



Non-Domestic Fires by Nature of Origin



Severity of Non-Domestic Fires



Non-Domestic Fires by Premises Type

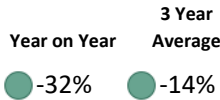


There has been a 50% reduction with year on year activity in this indicator with both premises involved classed as relevant premises under the fire Scotland Act.

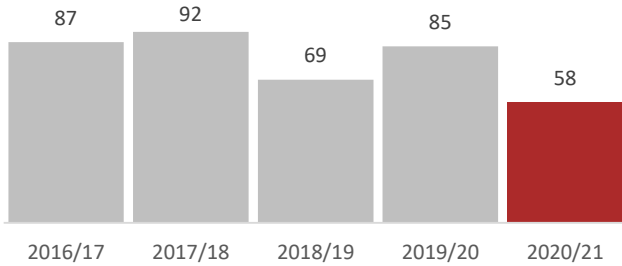
Unwanted Fire Alarm Signals



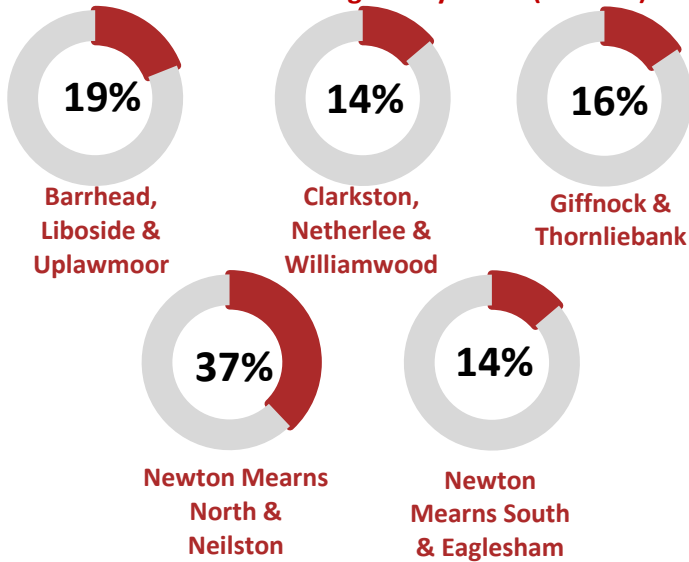
Performance Summary



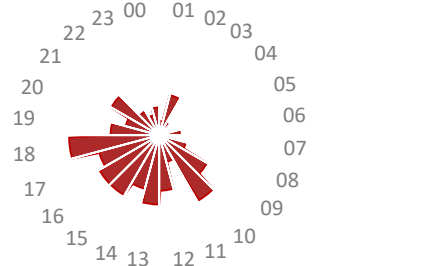
Unwanted Fire Alarm Signals



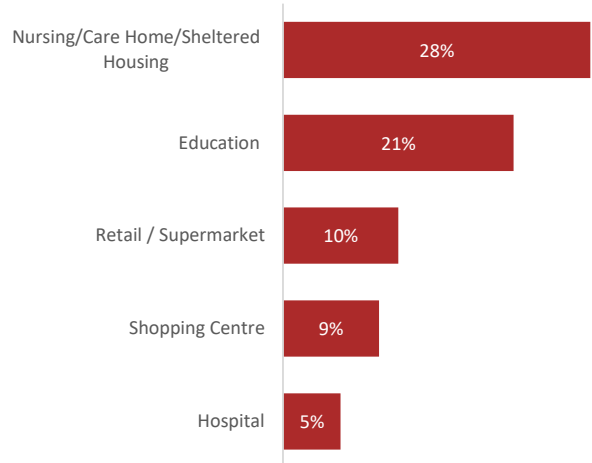
Unwanted Fire Alarm Signals by Ward (% share)




Unwanted Fire Alarm Signals by Time of Day



Unwanted Fire Alarm Signals - Top 5 Premises



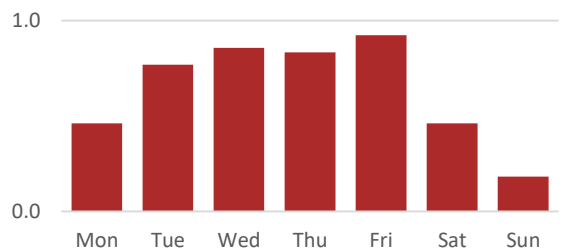
Unwanted Fire Alarm Signals Activity Ratios



Human Influence and Alarm Activations



Average Unwanted Fire Alarm Signals per Day



UFAS has seen a reduction of 28% year on year and also a significant reduction on the 3 year average and while this still has a significant economic impact the reduction has taken place with most businesses, care homes and sheltered housing being back to full operational capacity.