

Department of Corporate and Community Services

Deputy Chief Executive: Caroline Innes BSc (Hons)

Council Headquarters, Eastwood Park, Giffnock, East Renfrewshire, G46 6UG

Phone: 0141 577 3000 Fax: 0141 577 3834

website: www.eastrenfrewshire.gov.uk

Date: 5 February 2021

When calling please ask for: Eamonn Daly (Tel. No 07584 116619)

e-mail: Eamonn.daly@eastrenfrewshire.gov.uk

TO: Councillors C Merrick (Chair); P O'Kane (Vice Chair); C Bamforth; T Buchanan; D Devlin; B Grant; A Lafferty; and S Miller.

CABINET (POLICE AND FIRE)

A meeting of the Cabinet (Police and Fire) will be held on **Thursday, 11 February 2021 at 10.00am.**

The agenda of business is as shown below.

Please note this is a virtual meeting.

Caroline Innes

C INNES
DEPUTY CHIEF EXECUTIVE

AGENDA

1. **Report apologies for absence.**
2. **Declarations of Interest.**
3. **Police Scotland – Performance Report for the Third Quarter of 2020/21 – Report by Divisional Commander (copy attached, pages 3 - 4).**
4. **Scottish Fire and Rescue Service – Performance Report for the Third Quarter of 2020/21 – Report by Local Senior Officer (copy attached, pages 5 - 16).**

This document can be explained to you in other languages and can be provided in alternative formats such as large print and Braille. For further information, please contact Customer First on 0141 577 3001 or email customerservices@eastrenfrewshire.gov.uk

BLANK PAGE

Introduction



As Local Police Commander, I am pleased to present this update for the third quarter of 2020/21. Our performance is largely positive and very welcome but has been strongly influenced by the pandemic. In this reporting period, we saw a return to the more stringent restrictions experienced earlier in the year with people's daily lives being very different. This highlighted that the COVID-19 pandemic is far from over and added complexity to the challenges faced by our officers on a daily basis. We also remain mindful that these restrictions may have resulted in under reporting by victims of domestic abuse and vulnerable families that may be at the risk of harm. We have continued to work closely with our partners in Social Work and the voluntary sector in relation to adult and child protection.

Alongside the reintroduction of restrictions, we saw an increase in youth disorder in some parts of the Local Authority. This was particularly evident in the run up to Bonfire Night when we started to receive calls regarding the use of fireworks. We worked with partner agencies, including the Scottish Fire and Rescue Service and the council's Trading Standards Department to target this issue. This joint working ensured not only the sharing of knowledge and resources, but saw new ways of working, such as innovative online presentations delivered in schools regarding firework safety. By working together and planning ahead, we reduced the potential for disorder and antisocial behaviour on what was a very different Bonfire Night.

This partnership working continued as we prepared for what again was a completely different Festive Season. In the absence of policing "party nights" at licensed premises, our officers focused on the safe sale of alcohol by off-license premises and also carried out high visibility patrols to make this as safe as possible for people across East Renfrewshire. On Christmas Day when limited mixing indoors was permitted, we received very few calls and it appears that the vast majority of people complied with Scottish Government guidelines.

This report highlights some of the positives outcomes and good work carried out in the third quarter of the year as we move into 2021, dealing with the ongoing challenges of the COVID-19 pandemic.

Public Protection

Local Policing Priority: Crime (Sexual Offences)

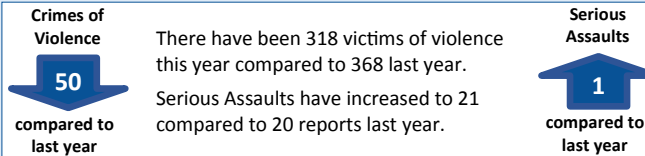


The second quarter has seen a continued decrease in the reporting of sexual crimes, with 84 victims having come forward compared to 112 last year. This reduction in numbers is welcome, however we continue to work with partner agencies to provide support to victims and to give them the confidence to come forward and report both ongoing and historical incidents.



East Renfrewshire Local Policing Plan (2020-2023) Quarterly Report (Q3: Oct — Dec 2020)

Violent Crime



Local Policing Priority: Crime (Violent Crime)

Fairer East Ren Plan: Reducing social isolation, loneliness & increasing safety

We remain committed to reducing and preventing violent crime and I am pleased to report that there has been an overall reduction this year compared to last year. There has been a slight increase in the number of robberies reported, with 8 reports compared to 6 last year. Detection rates for both Serious Assaults (75%) and Robbery (71%) remain high.

The number of common assaults recorded is significantly lower with 287 crimes having been reported compared to 341 last year. This represents a 16% reduction. The detection rate sits at 60%, up from 55% at the same point last year.

In the third quarter, the number of domestic abuse crimes has reduced from 238 to 233 and the number of domestic incidents attended by the Police has also went down slightly with 383 this year compared to 400 last year. Local officers, along with our specialist Domestic Abuse Investigation Unit continue to pursue all investigative avenues in respect of these crime and provide support to victims. All of our officers have also been briefed regarding the new 'Ask for ANI (Action Needed Immediately)' code word scheme. This has introduced to provide a discreet way for victims of domestic abuse to signal that they need emergency help from the safety of their local pharmacy.

Drug Dealing & Misuse

Local Policing Priority: Crime (Drug Supply & Manufacture)

Fairer East Ren Plan: Reducing social isolation, loneliness & increasing safety



Despite the challenges presented by coronavirus, our officers have continued to target individuals who are involved in the supply of controlled drugs through the execution of search warrants and legislative searches whilst on patrol.

The number of reports submitted to the Procurator Fiscal for persons involved in the supply, production and cultivation of drugs has decreased slightly from 20 to 19 compared to the same period last year, however we have seized large quantities of controlled drugs, including herbal cannabis, cocaine and heroin.

Acquisitive Crime



The number of homes having being broken into is down from 65 to 48 compared to last year.
This is also significantly down against the 5 year average of 87 crimes



Local Policing Priority: Crime (Crimes of Dishonesty)

Fairer East Ren Plan: Reducing social isolation, loneliness & increasing safety

There have been 17 less victims of domestic housebreaking against last year's figures with 48 crimes being reported as opposed to 65 at the same point last year. This is also significantly lower than the 5 year average where there were 87 victims of domestic housebreaking.

The reduction in crimes of domestic housebreakings continues to follow the trend reported in the first 6 months of the year and may be partly due to people spending more time at home. However, we continue to monitor this type of crime so that any patterns are quickly identified.

Our local officers continue to carry out high visibility patrols to deter any would be offenders and carry out robust enquiries in relation to all crimes that are reported. Good forensic awareness and specialist support from Scene Examiners and our Community Investigation Unit has led to the apprehension of offenders several months later when scene to person 'hits' have been obtained.

Antisocial Behaviour & Disorder



In the first 9 months of the year, there were 2493 anti-social behaviour calls made to the Police compared to 1526 last year.



Local Policing Priority – Crime (Disorder and Antisocial behaviour)

Fairer East Ren Plan—Reducing social isolation, loneliness and increasing safety

Reducing anti-social behaviour remains a community priority and we continue to focus efforts on preventing disorder. As previously reported, we experienced a significant increase in the number of calls made to the Police during the first part of the year. Consequently, antisocial behaviour calls remain higher than the numbers normally reported.

As expected, we experienced an increase in firework calls in the run up to, and including Bonfire Night. We worked closely with colleagues from the Scottish Fire and Rescue Service in the knowledge that people were unable to attend organised displays and may be letting off fireworks in less safe environments. Our officers responded to calls from the public and provided advice when necessary.

Through our local tasking process, we continue to deploy officers as part of a disorder action plan focussing on identified hot-spot areas. This has contributed to a reduction in crimes of vandalism which are down from 296 to 259 compared to the same point last year, this is also a reduction against the 5 year average of 361 crimes.

CRIME

Our Area of Focus: Violent Crime

The reduction of violent crime in our communities remains a priority for local policing within East Renfrewshire.

In December, an attempt was made to rob a 14 year old female of her mobile phone in the Giffnock area. Community Investigation Unit officers carried out an in depth investigation and arrested a 20 year old male who is due to appear at court in the near future.

A 25 year old man has been charged with serious assault, possession of a knife and possession of an offensive weapon following a disturbance in Barrhead in late November, during which a 25 year old man sustained injuries to his legs. Thankfully these were not life threatening.

Victim support remains key to ensure victims and witnesses are given an appropriate level of support when required. We continue to make referrals to Victim Support when appropriate.

Our Area of Focus: Drug Supply and Manufacture

As previously mentioned, our officers have continued to target individuals involved in the supply of controlled drugs.

In early October, officers searched a house under warrant in the Barrhead area. A 53 year old male was arrested for being concerned in the supply of heroin. A report has been submitted to the Procurator Fiscal.

In December, a 31 year old male was arrested for being concerned in the supply of cocaine after his house in Clarkston was searched. In addition to this, approximately three thousand pounds were seized under Proceeds of Crime legislation.

Information received from the public continues to be crucial in targeting this type of criminal activity.

Our Area of Focus: Crimes of Dishonesty

In October, two males aged 34 and 35 years were identified and arrested through scenes of crime and significant investigation for a housebreaking within the Newton Mearns area. As a result of further enquiries carried out, they were also reported for a number of crimes across the south of Glasgow.

Later the same month, officers responded to the report of housebreaking in progress at an address in Barrhead. A 24 year old male was arrested and a report was submitted to the PF.

Fraudulent activity, in particular online and telephone fraud, has continued through the third quarter. Locally, we supported the national 'Take 5 for Fraud' campaign and have used social media to raise awareness of this type of crime. Posters and flyers were also delivered to local commercial premises and our Local Authority Liaison Officer, PC Petrie continues to liaise with colleagues in Trading Standards.

PROTECTING VULNERABLE PEOPLE

Our Area of Focus: Vulnerable Road Users

Driver and road safety remains a local priority within East Renfrewshire as highlighted through community engagement. In the third quarter, seven drivers have been caught driving whilst over the prescribed limit of alcohol and have been reported to the Procurator Fiscal. In Giffnock during December, a 59 year old man was found to be driving whilst nearly 5 times the legal limit of alcohol and separately, a 58 year old man was found to be nearly 6 times the legal limit of alcohol. Both were arrested and have been reported to the Procurator Fiscal.

Our officers continue to be vigilant for vehicles that are not roadworthy and drivers who do not have insurance. 29 people have been reported for having uninsured vehicles in the third quarter and a number of these were seized under road traffic legislation.

Our Areas of Focus: Domestic Abuse— Adult Protection—Child Protection

In September, Greater Glasgow Division rolled out the 'Herbert Protocol'. This protocol encourages family members/carers of someone diagnosed with dementia to complete and store an information pack which contains vital information for the Police in the event that they are reported missing. It is not intended to replace existing safeguarding and security measures, instead provide additional support and reassurance. The existence of this information will save Police critical time in establishing the history of the missing person and their potential location.

The mental health assessment centres established last year continue to support front line officers and provide support for people in crisis and facilitate early access to trained professionals and services.

Our Areas of Focus: Young People

The COVID-19 pandemic has affected the wellbeing of many young people in the community. Campus officers have maintained contact with their respective schools to ensure continuity and support for those individuals with the greatest needs.

We have continued to provide advice and guidance on a range of topics and in the run up to Bonfire Night in November, our focus shifted to firework safety. Our Police Scotland Youth Volunteers (PSYV), delivered crime prevention literature in relation to wheelie bin thefts to homes in the Netherlee area. Working with colleagues from Scottish Fire and Rescue, we delivered a number of inputs to a large numbers of school pupils. A large number of fireworks were recovered from a group of young people on 5th November, but thankfully the vast majority heeded the advice which made the night safer for all.

Our PSYV group, working with local officers, continue to be actively involved in addressing local issues and have also distributed crime prevention advice relating to fraud and housebreaking.



CONCLUSION

As the Local Policing Commander for East Renfrewshire, I am pleased to present the Cabinet Report for the 3rd Quarter of the year. I have highlighted some of the positive work that is being undertaken by my officers as we strive to keep our communities safe.

My officers have continued to adapt to the challenges presented by the COVID-19 pandemic and the various restrictions that have been put in place. However, as I have highlighted earlier in the report, they have continued to engage with the public, target offenders and support victims and witnesses at every opportunity.

As many people in our communities have had to do, we, along with partner agencies have used technology to maintain contact and ensure that the various partnership activities that we undertake continue. This has allowed us to identify emerging issues, implement solutions and improve the lives of people across East Renfrewshire.

It goes without saying that we as an organisation will maintain our levels of professionalism in everything we do and I thank you for your continued support at this extremely challenging time as we all strive to return to some form of normality in the coming months.

Chief Superintendent Mark Sutherland
Divisional Commander



**East Renfrewshire Performance Report
1st October 2020 - 31st December 2020**



SCOTTISH
FIRE AND RESCUE SERVICE
Working together for a safer Scotland

**Working together
for a safer Scotland**

BLANK PAGE

East Renfrewshire Performance Report

Table of Contents

Local Fire and Rescue Service Plan Priorities	3
East Renfrewshire Activity Summary	4
Domestic Safety - Accidental Dwelling Fires	5
Domestic Safety - Accidental Dwelling Fire Casualties	6
Unintentional Injury and Harm	7
Deliberate Fire Setting	8
Non-Domestic Fire Safety	9
Unwanted Fire Alarm Signals	10

BLANK PAGE

Local Fire and Rescue Service⁹ Plan Priorities

The Local Fire and Rescue Service Plan has been developed to set out the priorities and objectives within East Renfrewshire and allows our local authority partners to scrutinise the performance outcomes of these priorities. We will continue to work closely with our partners in East Renfrewshire to ensure we are all “**Working Together for a Safer Scotland**” through targeting risks to our communities at a local level.

The plan has been developed to complement key partnership activity embedded across East Renfrewshire Community Plan and associated Delivery and Thematic plans. Through partnership working we will seek to deliver continuous improvement in our performance and effective service delivery in our area of operations.

The Local Fire and Rescue Plan for East Renfrewshire identified six areas for demand reduction and is subject to regular monitoring and reporting through the Police / Fire and Rescue Committee. A summary of the priorities and current activity is detailed below with further detail and analysis contained within this performance report.

	Accidental Dwelling Fires	Accidental Dwelling Fire Casualties	Unintentional Injury and Harm	Deliberate Fire Setting	Non-Domestic Fire Safety	Unwanted Fire Alarm Signals
Barrhead, Liboside & Uplawmoor	1	0	0	17	0	13
Clarkston, Netherlee & Williamwood	2	1	0	5	0	11
Giffnock & Thornliebank	3	0	0	6	1	14
Newton Mearns North & Neilston	3	0	1	7	1	18
Newton Mearns South & Eaglesham	0	0	1	10	1	17

Total Incidents	9	1	2	45	3	73
Year on Year Change	● -53%	▲ 0%	● -78%	● -6%	● -63%	● -20%
3 Year Average Change	● -26%	▲ 0%	● -30%	◆ 11%	● -20%	● -5%

About the statistics within this report

The activity totals and other statistics quoted within this report are published in the interests of transparency and openness. They are provisional in nature and subject to change as a result of ongoing quality assurance and review. Because all statistics quoted are provisional there may be a difference in the period totals quoted in our reports after local publication which result from revisions or additions to the data in our systems. The Scottish Government publishes official statistics each year which allow for comparisons to be made over longer periods of time.

- Activity levels have reduced by more than 5%
- ▲ Activity levels have reduced by up to 5%
- ◆ Activity levels have increased overall

East Renfrewshire Activity Summary ¹⁰



fires
primary & secondary



special services



false alarms



266
total number of incidents



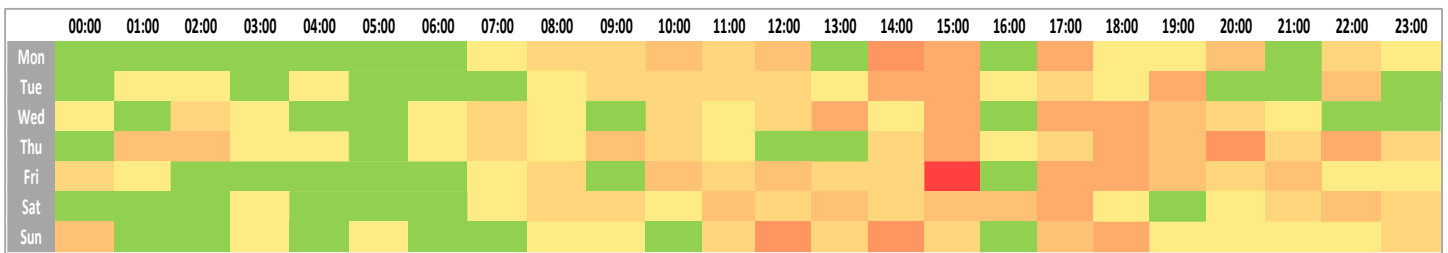
3
fire & non-fire casualties




£143,810
economic cost of ufas incidents

*data above is year on year change

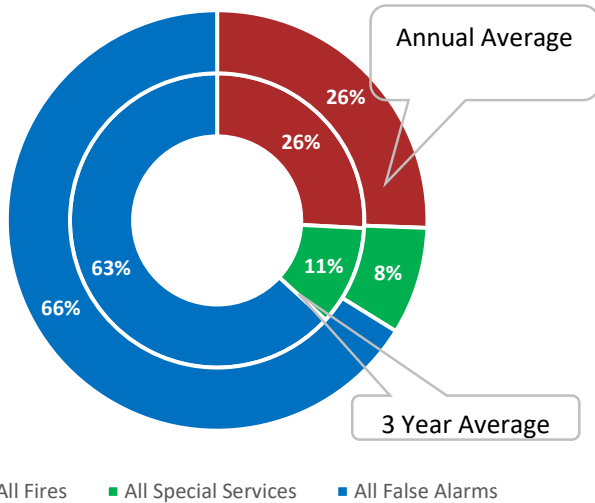
Activity by Time of Day



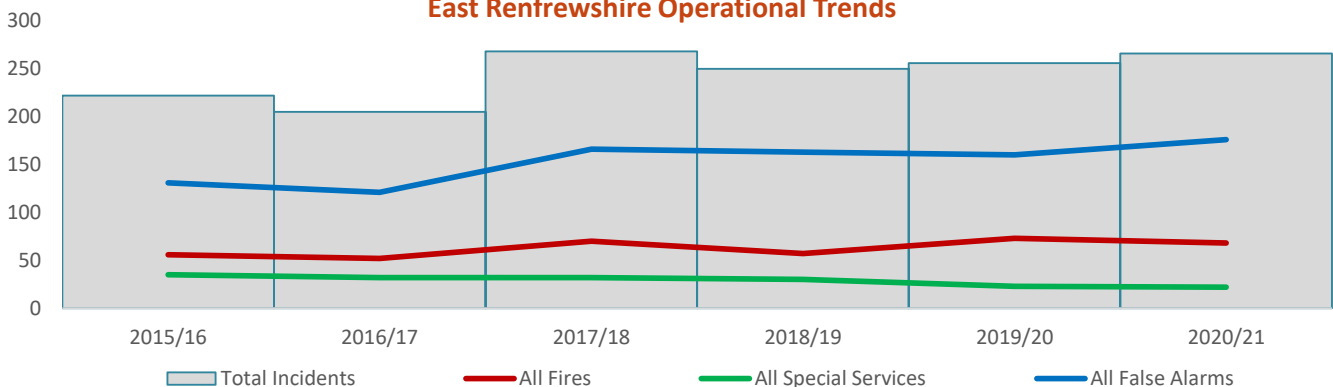
Top 15 Incidents Types by %



Incidents by Classification



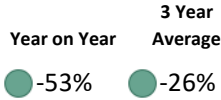
East Renfrewshire Operational Trends



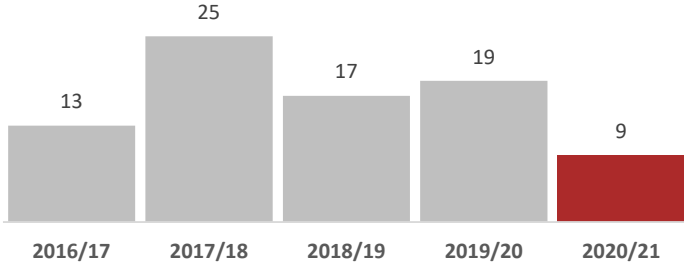
Domestic Safety - Accidental Dwelling Fires



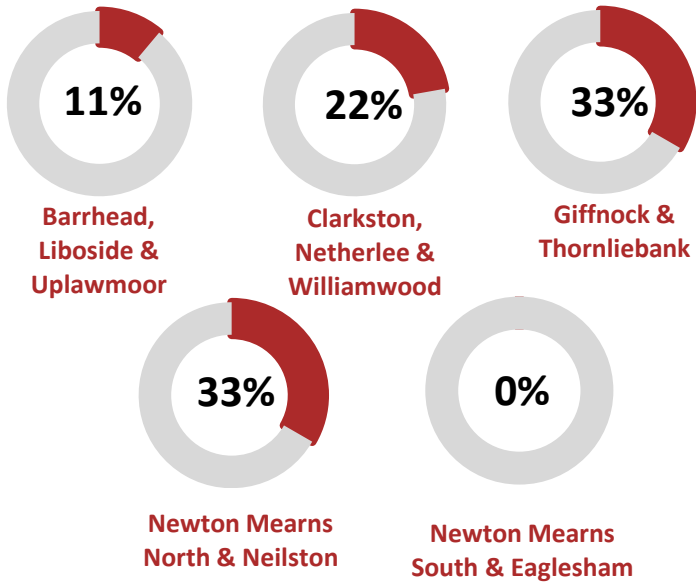
Performance Summary



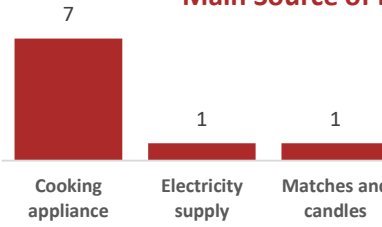
Accidental Dwelling Fires



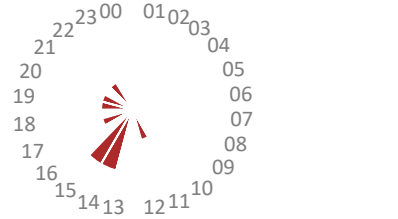
Accidental Dwelling Fires Activity by Ward (% share)



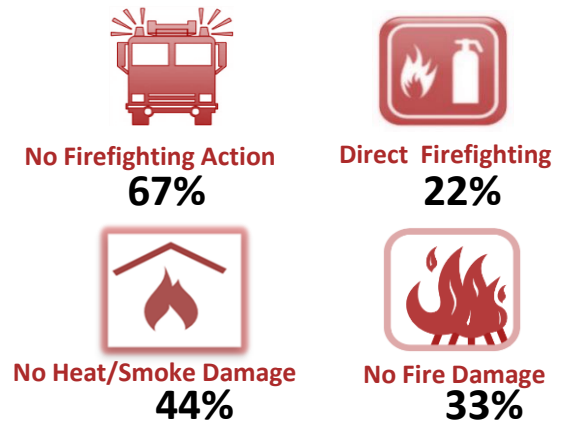
Main Source of Ignition



Accidental Dwelling Fires by Time of Day



Severity of Accidental Dwelling Fires



Human Factors



Automatic Detection & Actuation



Accidental Dwelling Fires (ADF) show a significant decrease on both 'year on year' and '3-year average' indicators. Cooking remains the most common source of ignition, accounting for more than 77% the ADF's in East Renfrewshire. On all occasions smoke detection was fitted within the premises involved and in 89% of ADF's the detectors activated raising the alarm. 78% of the alarms raised via linked systems which means that SFRS are automatically responding to the premises on behalf of the occupier. This combination has provided early warning and intervention, which is reflected in the number of ADF casualties during this quarter. In 67% there was no Firefighting action required.

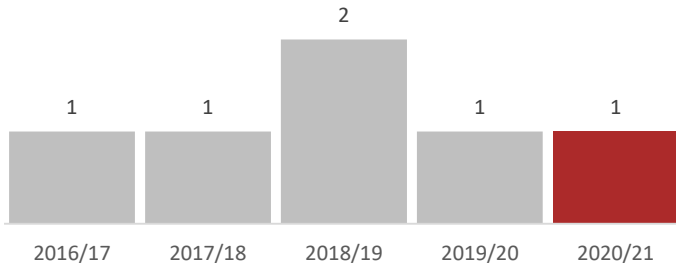
Domestic Safety - Accidental Dwelling Fire Casualties

Performance Summary



Year on Year **0%** 3 Year Average **0%**

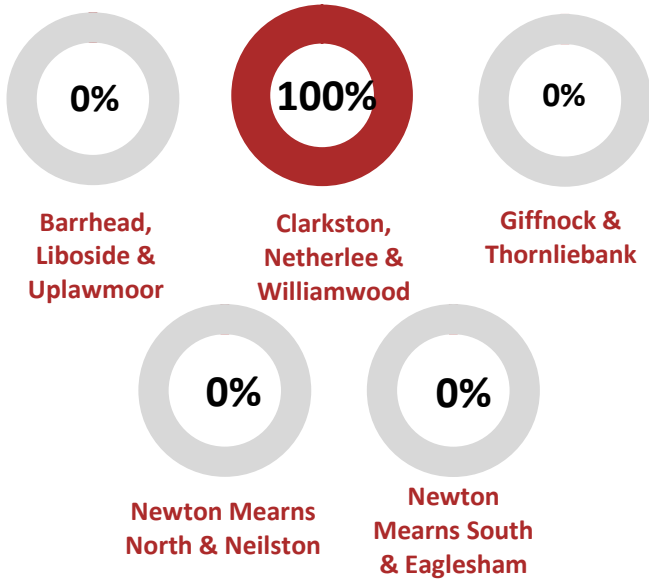
Accidental Dwelling Fires Casualties



Fire Casualties by Time of Day

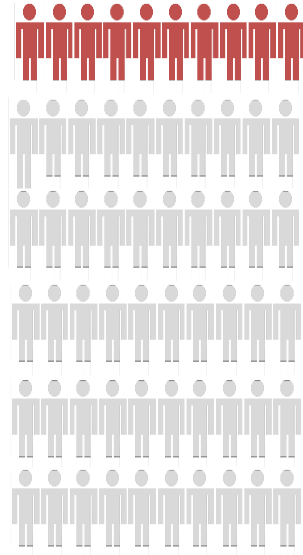


Accidental Dwelling Fire Casualties by Ward (% share)



Nature of Injury

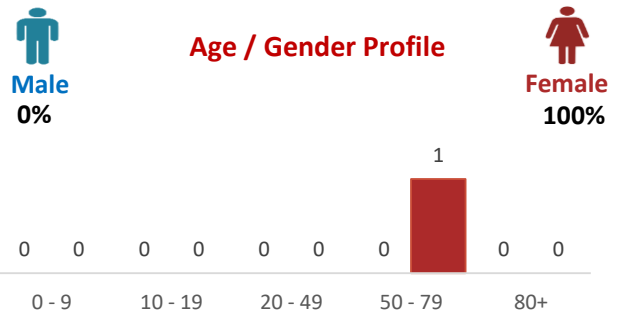
First Aid given at scene



Extent of Harm



Age / Gender Profile

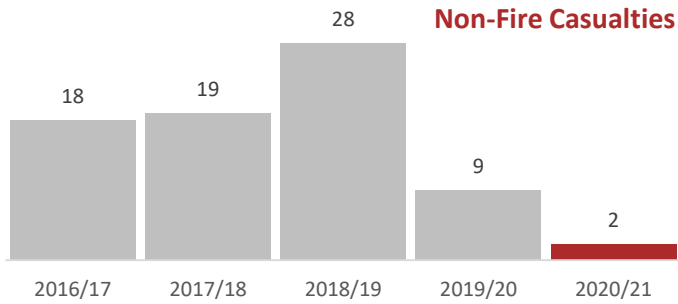
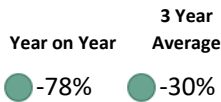


There was one casualties during this quarter, again the positivity here can be attributed to all premises having functional detection.

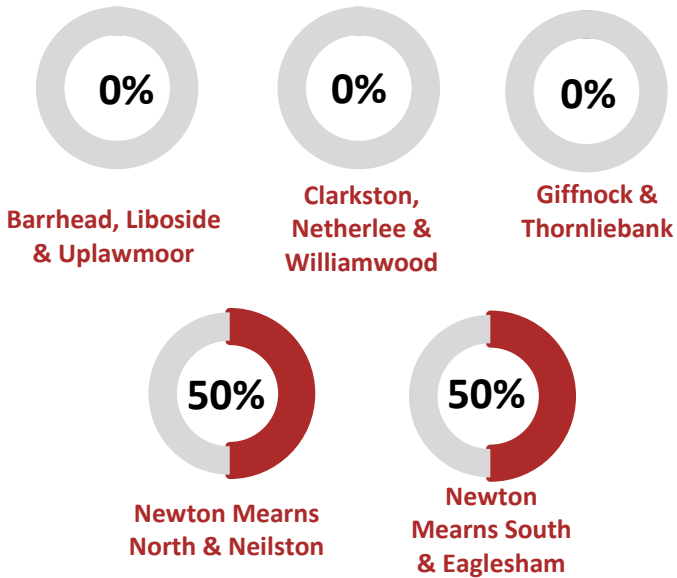
Unintentional Injury and Harm ¹³



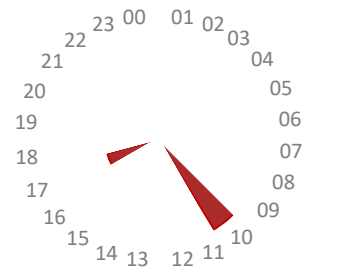
Performance Summary



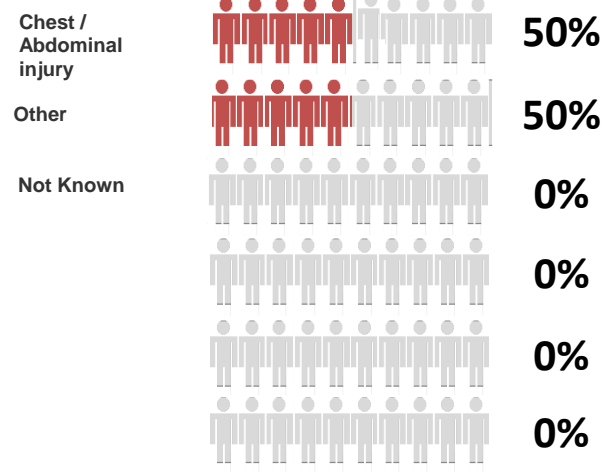
Non-Fire Casualties by Ward (% share)



Non-Fire Casualties by Time of Day



Nature of Injury



Extent of Harm

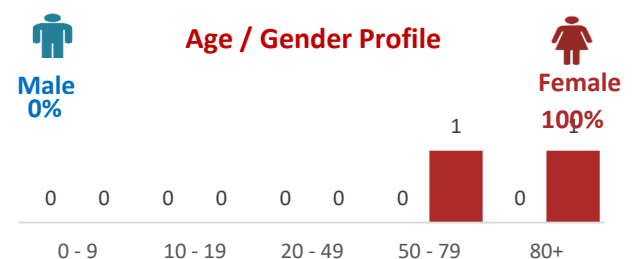


Non-Fire Emergency Activity



There has continued to be a significant decrease in the amount of non-fire casualties compared to the same period last year. Both incidents were minor RTC's within this period involving 2 females with minor injuries.


Age / Gender Profile



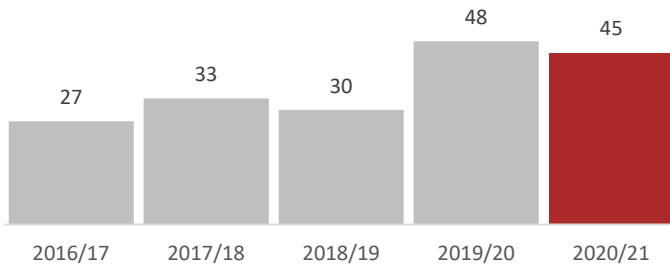
Deliberate Fire Setting



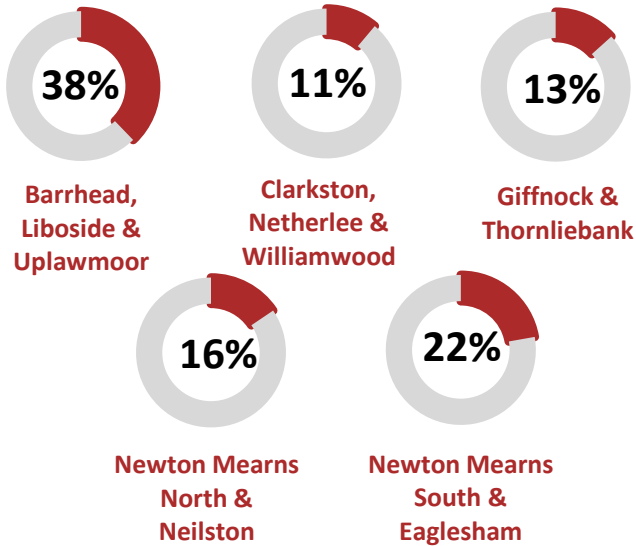
Performance Summary



Deliberate Fires



Deliberate Fires by Ward (% share)

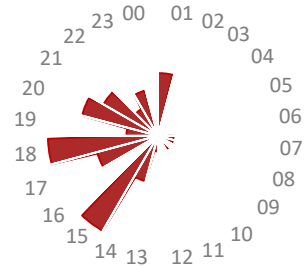


Definitions

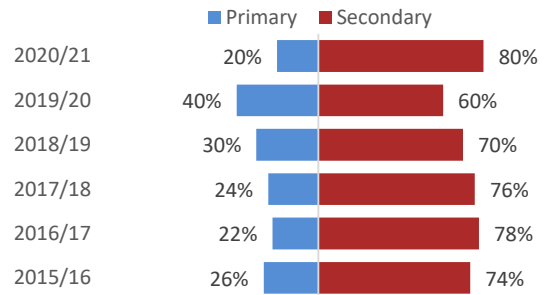
Primary Fires - all fires in buildings, vehicles and outdoor structures or any fire involving casualties, rescues or fires attended by five or more appliances

Secondary Fires - fire incidents that did not occur at a primary location, was not a chimney fire in an occupied building, did not involve casualties (otherwise categorised as a primary incident) and was attended by four or fewer appliances.

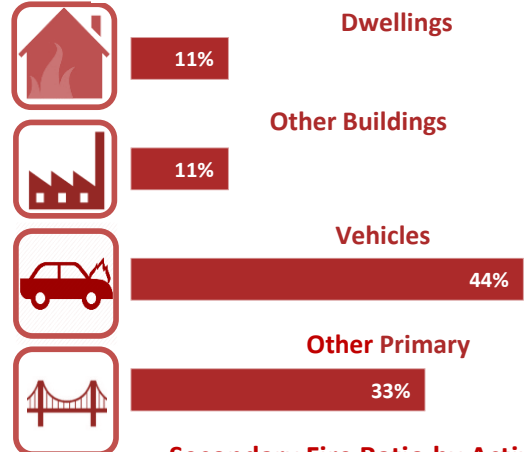
Deliberate Fires by Time of Day



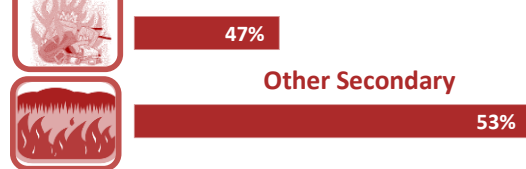
Deliberate Fires by Classification



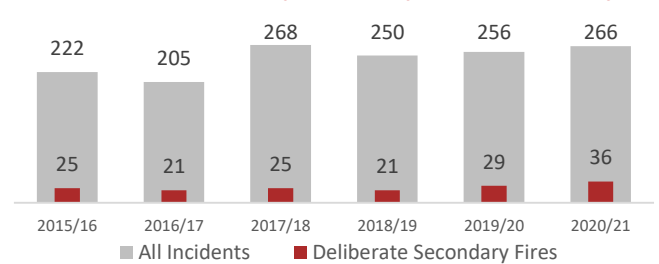
Primary Fire Ratio by Activity Type



Secondary Fire Ratio by Activity Type



Deliberate Fires Compared to Operational Activity

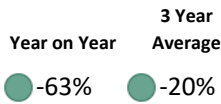


There has been a slight decrease of 6% on the year on year indicator with the highest percentage of the deliberate fires being of a secondary nature involving refuse and can be related to bonfires.

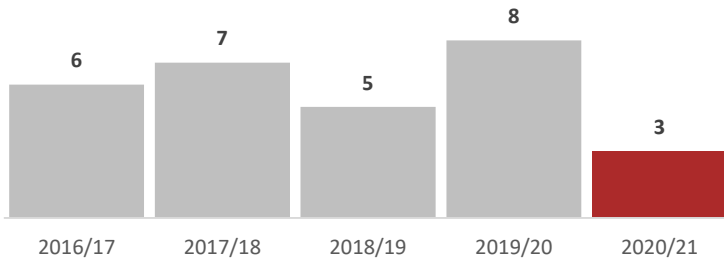
Non Domestic Fire Safety



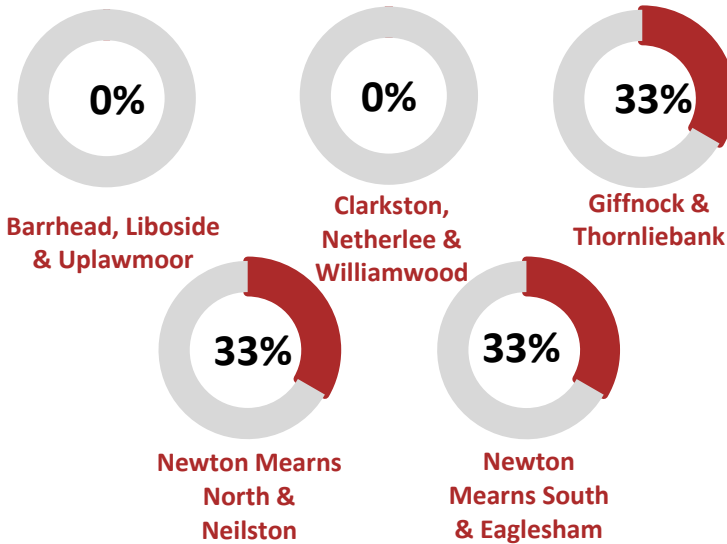
Performance Summary



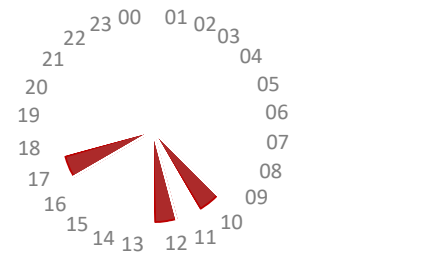
Non Domestic Fires



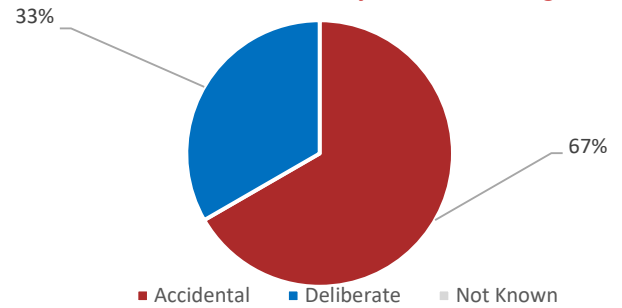
Non-Domestic Fires by Ward (% share)



Non-Domestic Fires by Time of Day



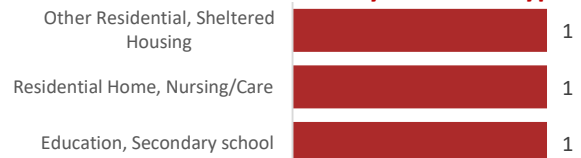
Non-Domestic Fires by Nature of Origin



Severity of Non-Domestic Fires



Non-Domestic Fires by Premises Type

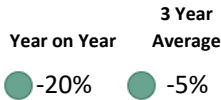


You will note there has been a significant reduction in both indicators with one being deliberate and 2 accidental and a positive outcome of no fire damage and no firefighting action required.

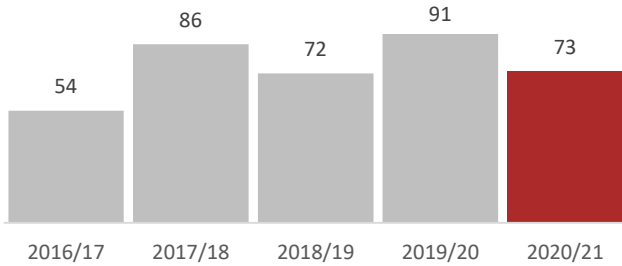
Unwanted Fire Alarm Signals



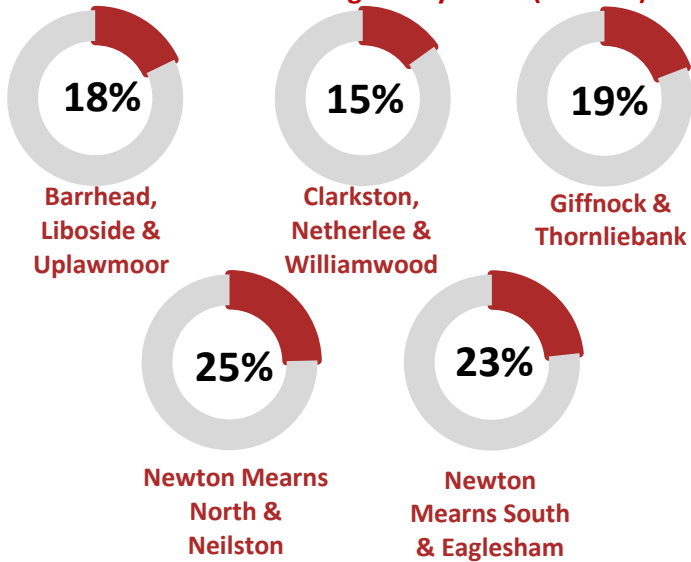
Performance Summary



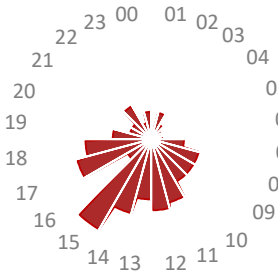
Unwanted Fire Alarm Signals



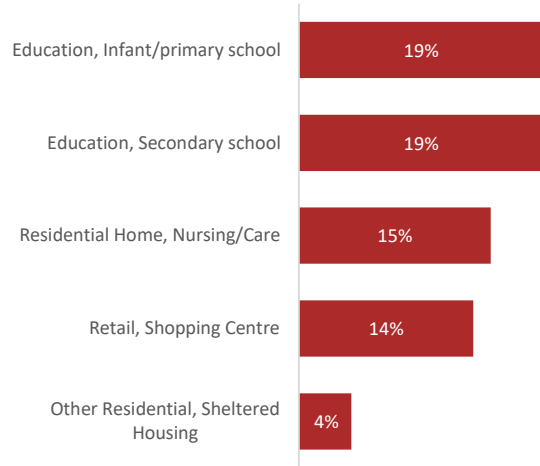
Unwanted Fire Alarm Signals by Ward (% share)



Unwanted Fire Alarm Signals by Time of Day



Unwanted Fire Alarm Signals - Top 5 Premises



Unwanted Fire Alarm Signals Activity Ratios

UFAS Percentage Against all Incidents



27%

UFAS Percentage Against all False Alarms



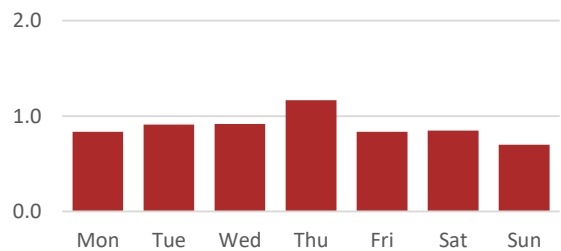
41%

Human Influence and Alarm Activations



33%

Average Unwanted Fire Alarm Signals per Day



UFAS has seen a reduction of 20% year on year and also a significant reduction on the 3 year average and while this still has a significant economic impact, the reduction has taken place with most businesses, care homes and sheltered housing being back to full operational capacity.