



**East Renfrewshire
Cabinet Report
1st July 2016 – 30th September 2016**



**SCOTTISH
FIRE AND RESCUE SERVICE**
Working together for a safer Scotland

**Working together
for a safer Scotland**

BLANK PAGE

Report to:	East Renfrewshire Cabinet
Date of Report:	10 November 2016
Report by:	David Proctor, Local Senior Officer (LSO) Scottish Fire and Rescue Service

Subject:	Scottish Fire and Rescue Service (SFRS) Report
----------	---

PURPOSE OF THIS REPORT

1. The purpose of this report is to inform the Cabinet of the Scottish Fire and Rescue Service's (SFRS) performance and activities during the 1st July to 30th September 2016 reporting period.

PERFORMANCE

2. The information provided in this report and attached appendix relates to the specific key performance indicators detailed in the East Renfrewshire Local Fire and Rescue Plan 2014-2017. The SFRS Local Senior Officer will be happy to meet with any Elected Members who wish to discuss specific Ward issues.

A summary of the key performance indicators is detailed below:

- a. The total number of Accidental Dwelling Fires decreased from **14** in the same period in 2015 to **13** in the current reporting period.
- b. The total number of All Non-Fatal Fire Casualties decreased from **4** in the same period in 2015 to **1** in the current reporting period.
- c. The total number of incidents involving Deliberate Fire Raising decreased from **39** in the same period in 2015 to **27** in the current reporting period.
- d. The total number of Fires in Non-Domestic Buildings decreased from **6** in the same period in 2015 to **2** in the current reporting period.

18

- e. The total number of Unwanted Fire Alarm Signal incidents increased from **75** in the same period in 2015 to **90** in the current reporting period.
- f. The total number of Road Traffic Collisions incidents attended by SFRS which resulted resulting in non-fatal casualties, increased from **3** in the same period in 2015 to **5** in the current reporting period. The number of recorded casualties decreased from **2** in the same period in 2015 to **0** in the current reporting period.

PRIORITIES & INTERVENTIONS

- 1. SFRS is committed to working in partnership with Community Planning partners in the public, private and voluntary sectors in order to work together for a safer Scotland. Strengthening our relationship with and working in partnership to add value to our communities is critical to the success of our strategy.

The following activities are illustrative of SFRS arrangements in terms of partnership working and targeted engagement:

- a. The Local Area Liaison Officer (LALO) attends GRIP Meetings within East Renfrewshire on a weekly basis and provides statistics of incidents within the Local Authority Area to ensure partners are aware of all fire related anti-social activity. This forum continues to deliver on achieving joint positive initiatives and outcomes.
- b. The Community action teams have delivered a Fire Safety Presentation to Voluntary Action Scotland to raise the awareness of fire risk within the home and discussion on establishing referral pathways.
- c. In support of partnership working the Community Action Team attended 2 careers nights at Williamwood High School and Rouken Glen Park, Giffnock.
- d. The Community action team and Retired Employee Association (REA) volunteers have conducted 60 HFSV's for East Renfrewshire Telecare. A new Memorandum of Understanding is currently being drafted to help support the partnership with the SFRS and East Renfrewshire Telecare.

19

- e. An initial meeting was held with the new Schools Emergency Services Ambassadors at Woodfarm High School, welcoming them to their new role and outlining what would be involved in this role. This is a pilot project within East Renfrewshire which seek to involve 6th year pupils in peer support and help in the safety messages of SFRS.

- f. A total of 573 Home Fire Safety Visits (HFSV) was carried out by in Renfrewshire during the reporting period. These HFSVs are carried out by our operational personnel and Community Action Team (CAT) officers who will conduct these visits jointly with partner agencies where deemed appropriate. Of these HFSVs:
 - i. 57 were as a result of high risk referrals from East Renfrewshire Community Planning partners to SFRS.
 - ii. 66 were as a result of Post Domestic Incident Responses (PDIR). The SFRS conducts a PDIR at all domestic dwelling incidents (includes fire alarm actuations and special services). This involves positive engagement with the occupier(s) of the affected property and neighbouring properties by SFRS personnel. Fire safety advice and support are provided; where required SFRS provide and fit 10 year battery powered smoke detectors.

RECOMMENDATIONS

Cabinet members are asked to note the contents of this report and the attached appendix.

BLANK PAGE

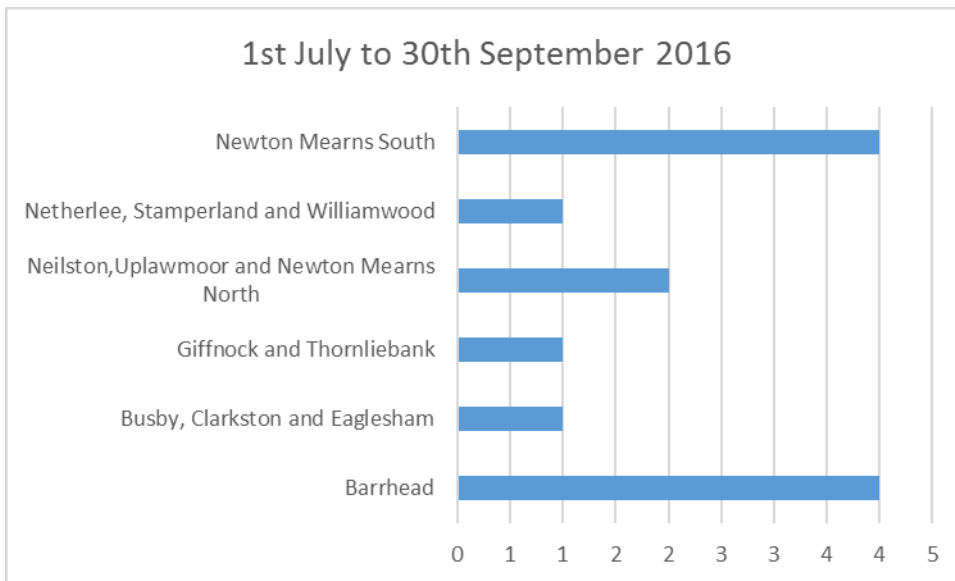
The table below provides a comparative overview of the activity levels over the last 3 years.

1. THREE YEAR PERFORMANCE OVERVIEW

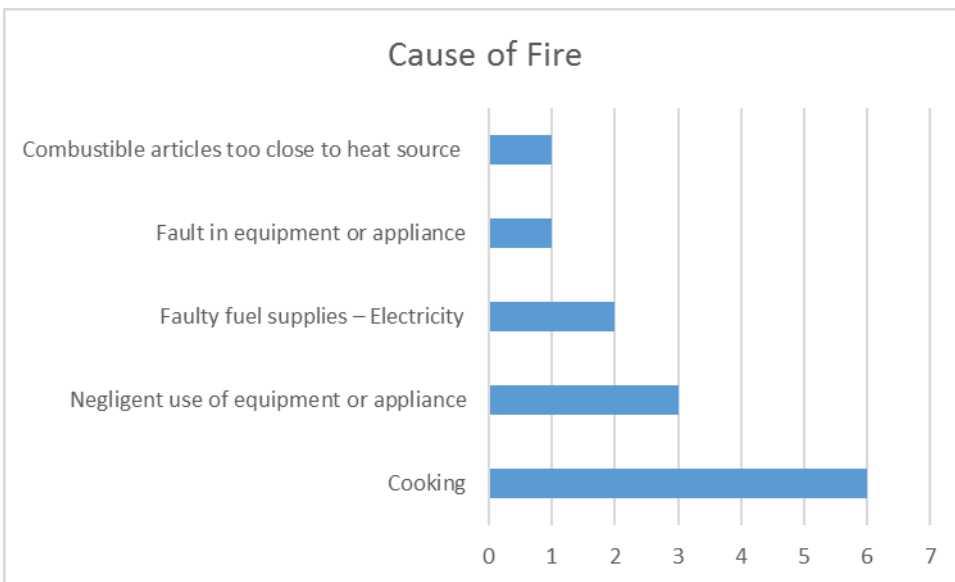
	2014-15	2015-16	2016-17
Reduction of Accidental Dwelling Fires	12	14	13
Reduction in Fire Casualties & Fire Fatalities	1	4	1
Reduction of Deliberate Secondary Fires	40	39	27
Reduction of Deliberate Primary Fires	5	7	7
Reduction of Fires in Non-Domestic Buildings	5	6	2
Reduction in Road Traffic Collision Casualties	5	2	0
Reduction of Unwanted Fire Alarm Signals	61	75	90

2. REDUCTION OF ACCIDENTAL DWELLING FIRES

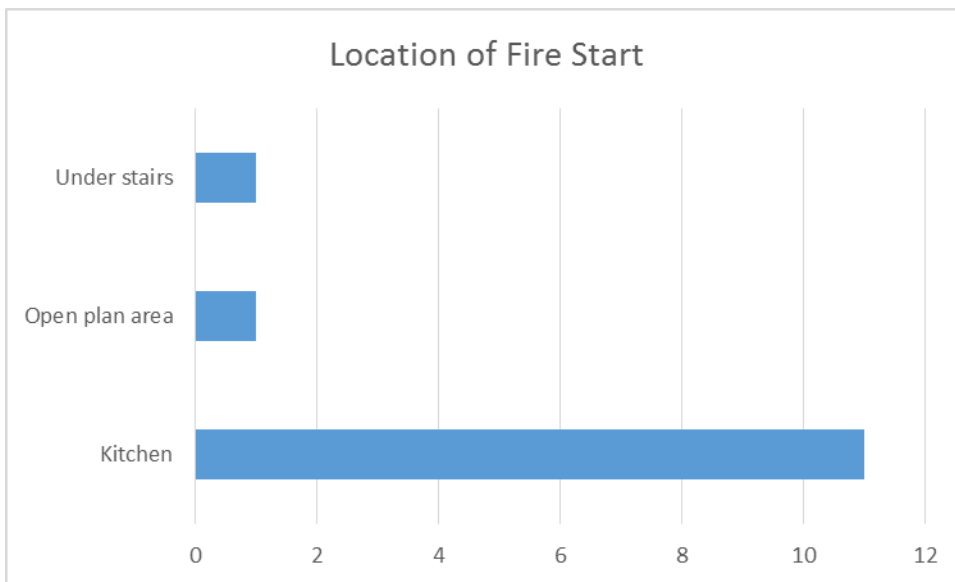
2.1. Incidents by Ward



2.2. Cause of Fire

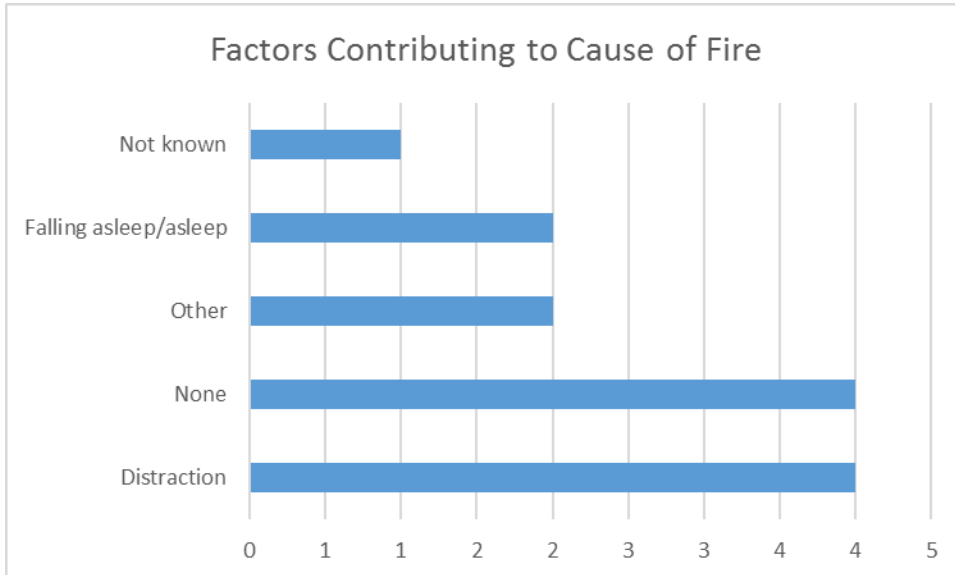
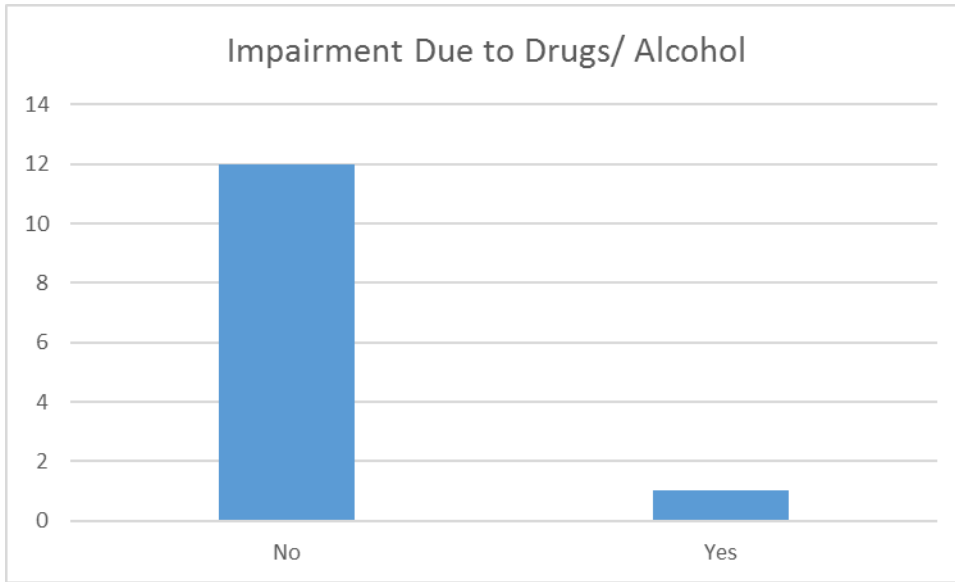


2.3. Location of Fire



As is evident from the tables (1.2 and 1.3) above cooking remains the most significant cause of accidental dwelling fires in East Renfrewshire.

2.4. Human Factors



Distraction includes conditions such as alcohol/ drug (prescribed or other) use, mental health, capability and individuals dealing with other matters and forgetting that they have left something cooking.

3. REDUCTION OF FIRE CASUALTIES

3.1. Casualties by Ward

There was only 1 recorded casualty during the reporting period and this was in the Giffnock and Thornliebank Ward. In comparison to the same period last year this is a reduction of 3 less recorded fire casualties.

3.2. Casualties by Age and Gender

The casualty was female; in the 30 to 39 age group category. East Renfrewshire's fire casualty profile is reflective of the Scottish profile. Over the past two years there has been a growing trend of older females being the most at risk of harm from fire.

3.3. Extent of Harm

The casualty did not require hospital treatment and only had a precautionary check up without receiving oxygen therapy.

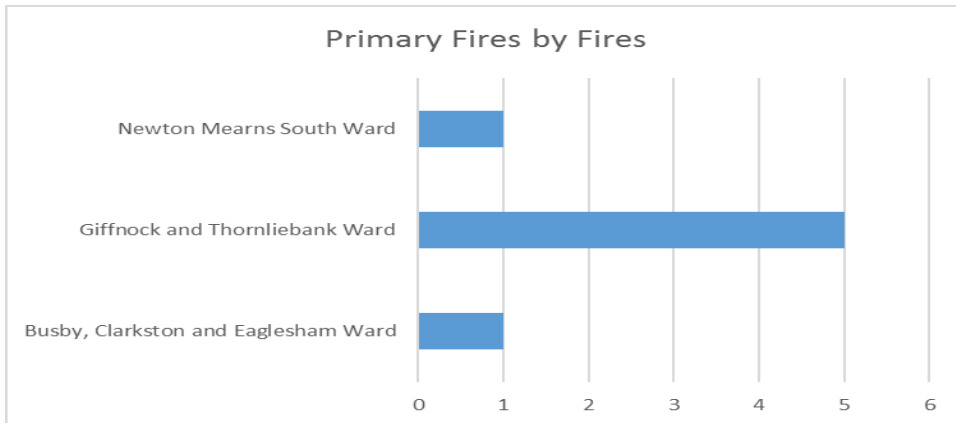
The positive impact of early warning of fire provided by either standalone or linked smoke alarms is evident in terms of the reduction in the number of severe dwelling fires and the associated level of fire related injuries compared to 10 years ago.

4. REDUCTION OF DELIBERATE FIRE SETTING

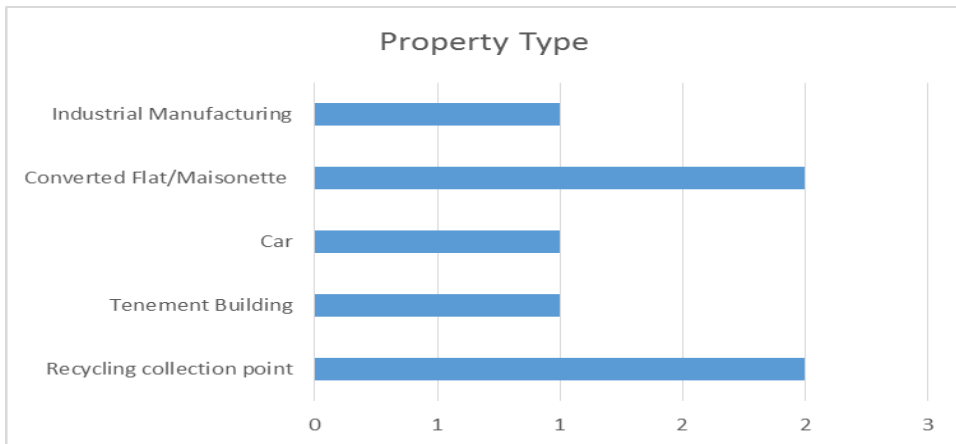
4.1. Primary Fires

Primary fires are classed as those involving property which has a specific private or commercial value; and generally relates to building, structures or vehicle fires. During the second quarter of the 2016/17 reporting period there were a total of 7 deliberate primary fires; this is no reduction when compared to the same period in 2015/16 when there were also 7 deliberate primary fires.

4.1.1. Incidents by Ward



4.1.2. Property Types



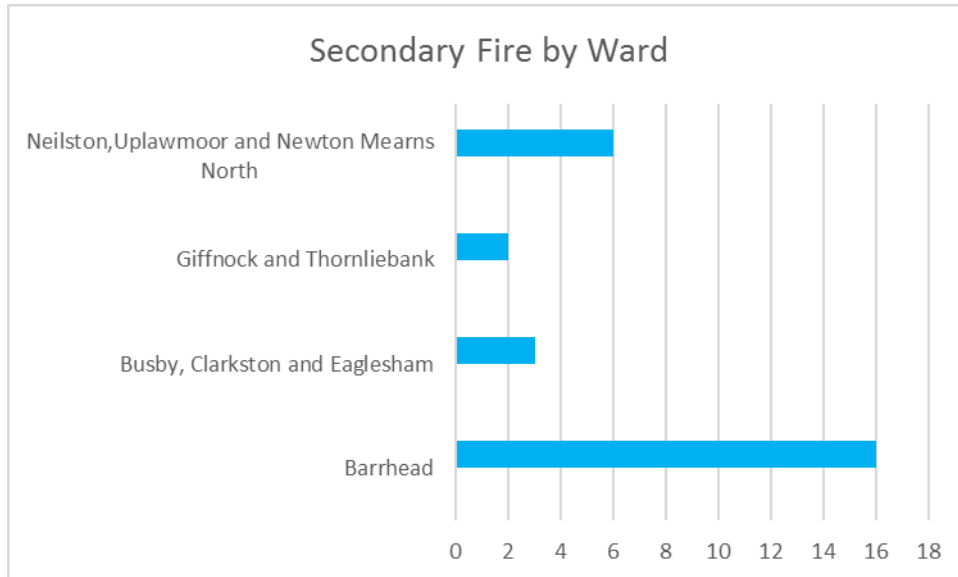
Deliberate fire setting is a criminal offence and SFRS will request Police Scotland to attend suspected deliberate primary fires when deemed appropriate. The SFRS Local Area Liaison Officer attends the GRIP Meetings within East Renfrewshire to provide fire activity overviews for action as appropriate.

SFRS officers will also complete Community Intelligent Reports at incidents where deliberate fire setting occurs; these are passed to Police Scotland where relevant information is gathered and used to support further investigation.

4.2. Secondary Fires

Secondary fires are classed as those involving derelict property (structures or vehicles), refuse, grassland and scrubland. During the second quarter of the 2016/17 reporting period there were a total of 27 deliberate secondary fires; this is a decrease when compared to the same period in 2015/16 when there were 39 deliberate secondary fires.

4.2.1. Incidents by Ward

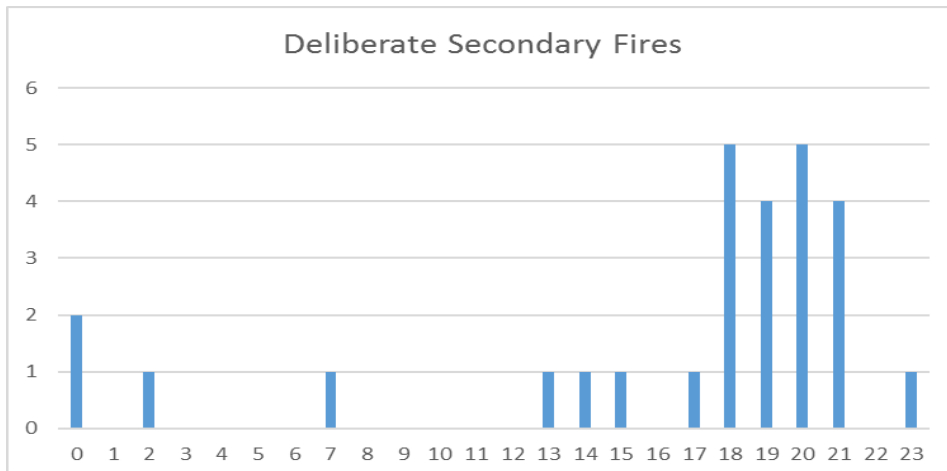


There was an increase in deliberate secondary fire activity within the first quarter of the 2016/17 reporting period. Activity spikes correspond with the very warm periods of weather experienced at points in April, May and June. As stated in section 3.2 there has been a downward trend in the second quarter of 2016/17 reporting period.

The table below (3.2.2.) it is evident the vast majority of fires occurred between 15:00hrs to 23:00hrs; this pattern leads us to believe the majority of these fires have been started by school age young people who outwith these times will either be in bed or at school.

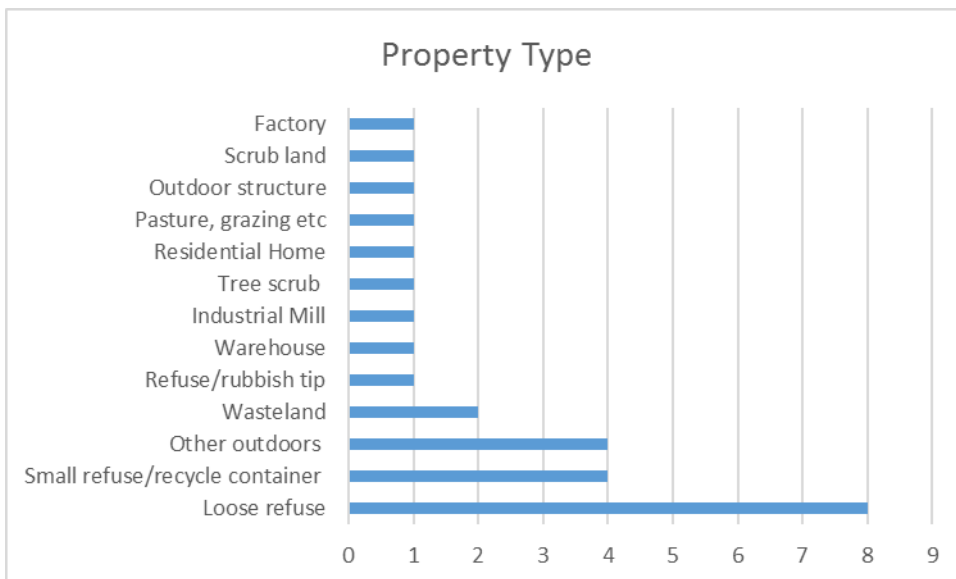
SFRS works closely with our partners to provide appropriate engagement, education and intervention approaches. Schools in areas identified as having higher fire incidents are targeted and the CAT officers actively engage with the pupils to educate them on the dangers and consequences of wilful fire setting.

4.2.2. Time of Day



The Firereach programme also addresses wilful fire setting and educates young people on the impact of available front line emergency resources attending secondary fires and not being available for life threatening emergencies.

4.2.3. Property Type



The majority of secondary fires occurred within Barrhead Ward (16).

Loose refuse fires accounted for 8 of the deliberate secondary fires. Locations with 2 or more secondary fires during the reporting period include:

- Carlibar Road, Barrhead (2)
- Shanks Industrial Park, Barrhead (5)

5. REDUCTION OF FIRES IN NON-DOMESTIC PREMISES

This category includes commercial premises, private lockups/ garages and other structures. These incidents are included in the Deliberate Primary Fires referred to in section 3.1.

5.1. Incident by Ward

There were a total of 2 recorded fires in non-domestic premises during the reporting period in 2 Wards:

- Busby, Clarkston and Eaglesham (1)
- Neilston, Uplawmoor and Newton Mearns North (1)

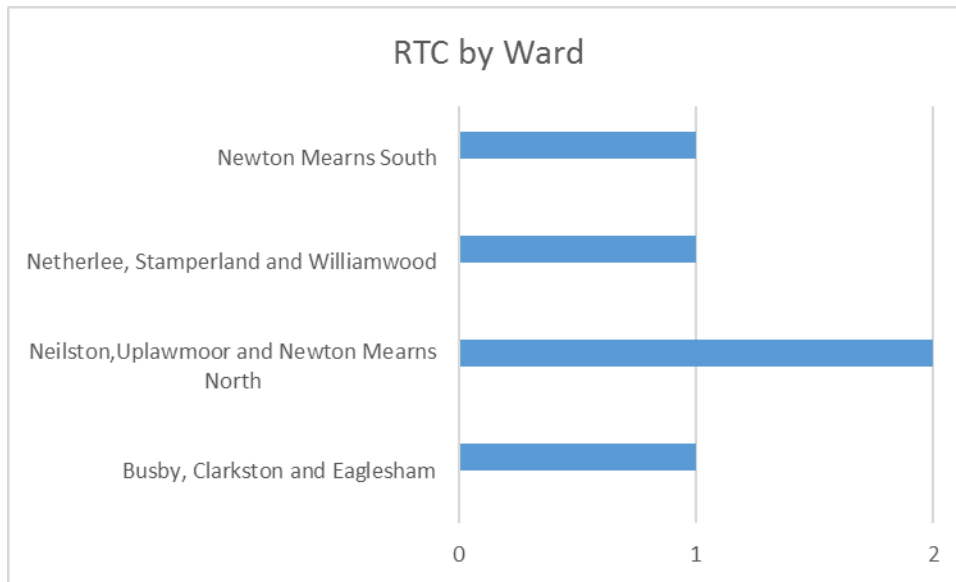
5.2. Property Types

One incident occurred at The Avenue Shopping Centre and was recorded as an accidental fire involving an electrical sign which was extinguished by isolation. The other incident was a deliberate fire set against the door of commercial premises and was extinguished by hose reel.

All fires in non-domestic premises which are classed as relevant premises under The Fire (Scotland) Act 2005 will be subject to a post fire audit. These are conducted by specialist Fire Safety Enforcement Officers (FSEO) who will carry out a full inspection of the premises and all paperwork required under the Act; where deficiencies in fire safety management arrangements are identified the 'duty holder' will be issued with a notice as appropriate

6. REDUCTION OF CASUALTIES IN NON FIRE EMERGENCIES

6.1. Road Traffic Collision Incidents by Ward



There were a total of 5 Road Traffic Collisions (RTC) which SFRS attended in the reporting period; this will not reflect the numbers attended by Police Scotland which will potentially be higher. This is due to the fact SFRS only attends incidents of this nature when requested to assist in extrication of casualties or to make the scene safe.

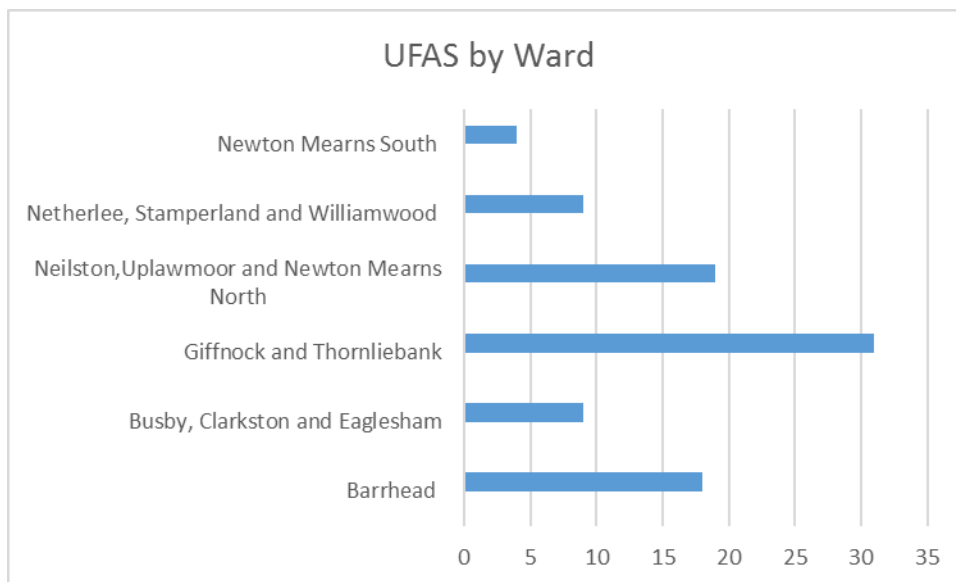
6.2. Road Traffic Casualties by Ward

There were no RTC related casualties recorded by SFRS during the reporting period within East Renfrewshire.

7. REDUCTION OF UNWANTED FIRE ALARM SIGNALS

SFRS attends a range of false alarm incidents which include system faults, accidental actuation of fire alarm, malicious calls and good intent calls. SFRS is focused on reducing the associated road risk posed by 'blue light' journeys linked to our attendance at Unwanted Fire Alarm Signals (UFAS) incidents. There is a national policy in place which ensures we are adopting a standardised approach to positively engage and educate duty holders at premises which have fire alarm system actuations which are not due to an actual fire.

7.1. Incident by Ward

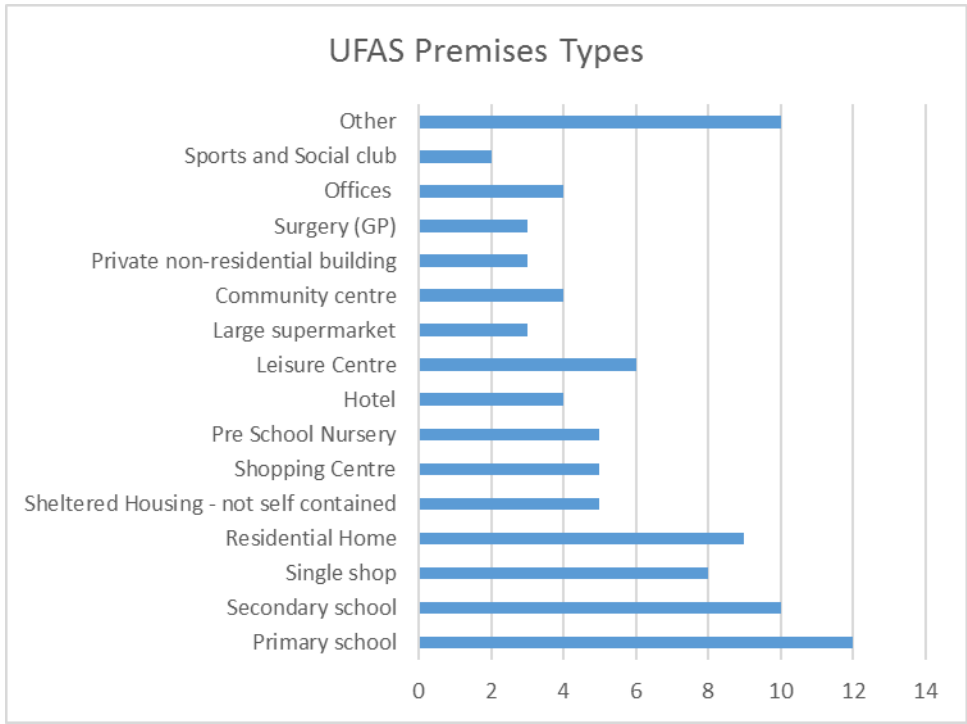


Giffnock and Thornliebank Ward have the highest number (31) of Unwanted Fire Alarm Actuations (UFAS); 6 of these incidents occurred at Our Lady of the Missions Primary School in Thornliebank.

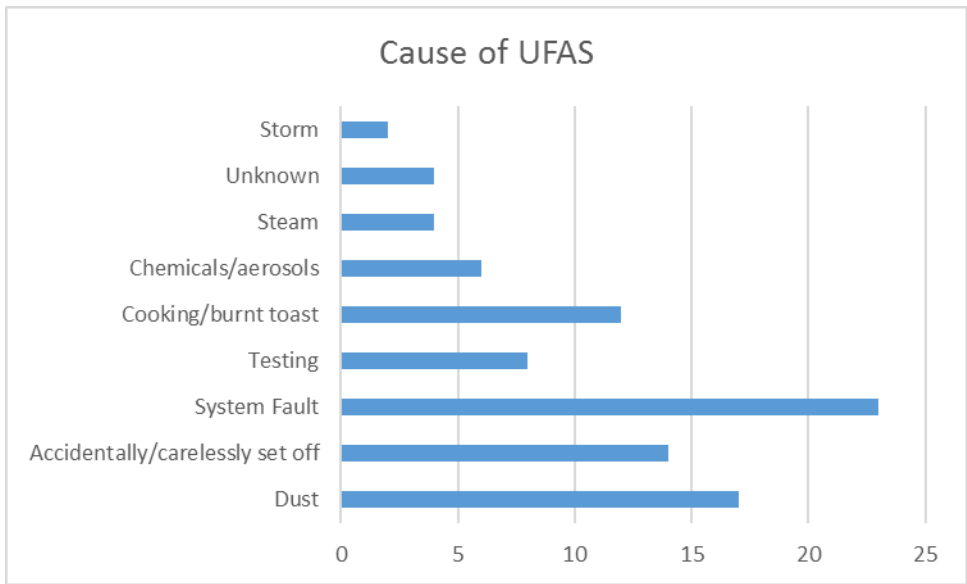
7.2. Property Types

From the table below it is evident that schools within East Renfrewshire accounted for a total of 22 UFAS incidents during the reporting period. Repeat attendances were to the following schools:

- Our Lady of the Missions Primary (6)
- St Marks (3)
- Woodfarm High (4)
- Williamwood High (3)
- Mearns Castle High (3)



7.3. Cause of Actuation



The SFRS works closely with all relevant premises where UFAS occur. Where the number of actuations are above acceptable standards the FSEO team will carry out a fire safety audit to identify deficiencies in the management of alarm system and actuations; where deemed necessary notice of fire safety deficiency will be issued.

BLANK PAGE