

Business Operations and Partnerships Department

Director of Business Operations & Partnerships: Louise Pringle

Council Headquarters, Eastwood Park, Giffnock, East Renfrewshire, G46 6UG

Phone: 0141 577 3000 Fax: 0141 577 3129

website: www.eastrenfrewshire.gov.uk

Date: 11 February 2022

When calling please ask for: Sharon McIntyre (Tel. No 0141-577-3011)

e-mail: sharon.mcintyre@eastrenfrewshire.gov.uk

TO: Councillors C Merrick (Chair); C Bamforth; T Buchanan; B Cunningham; D Devlin; B Grant; A Lafferty (Vice Chair); and G Wallace.

CABINET (POLICE & FIRE)

A meeting of the Cabinet (Police and Fire) will be held on **Thursday, 17 February at 10am.**

The agenda of business is as shown below.

Please note this is a virtual meeting.

Louise Pringle

L PRINGLE

DIRECTOR OF BUSINESS OPERATIONS & PARTNERSHIPS

AGENDA

1. Report apologies for absence.
2. Declarations of Interest.
3. Police Scotland - Performance Report for the Third Quarter of 2021/22 - Report by Divisional Commander (copy attached, pages 3 - 4).
4. Scottish Fire and Rescue Service (SFRS) - Performance Report for the Third Quarter of 2021/22 – Report by Group Commander (copy attached, pages 5 - 16).

This document can be explained to you in other languages and can be provided in alternative formats such as large print and Braille. For further information, please contact Customer First on 0141 577 3001 or email customerservices@eastrenfrewshire.gov.uk

For information on how to access the virtual meeting please email sharon.mcintyre@eastrenfrewshire.gov.uk

A recording of the meeting will also be available following the meeting on the Council's YouTube Channel <https://www.youtube.com/user/eastrenfrewshire/videos>

BLANK PAGE

Introduction



As Local Police Commander for East Renfrewshire, I am pleased to provide this report on our performance and policing priorities for Q3 of the financial year 20201-2022.

As outlined in my last Q2 report, we prepared for the safe and secure delivery of COP26 with partners from around the world. That preparation took place locally, too, where we engaged with partners in East Renfrewshire to ensure the continued delivery of business-as-usual policing services to our communities. I am pleased to report that the climate summit passed safely and securely and East Renfrewshire residents should have experienced no change to accessing and using our services throughout what was the largest policing operation ever held in the UK.

Following the conclusion of COP26 we began working closely with local partners to prepare for the festive period. Planning for a Safe Winter Plan was supported by all partners following its proposal by the Chair of the Safe East Ren Group. I was pleased to see a reduction in anti-social behaviour during the period and note that no robberies were recorded – a crime type which has traditionally increased throughout that same period.

We are always monitoring our performance across all areas of policing in East Renfrewshire and assessments against our 5 year data have been of particular relevance due to the changing pattern of social activity and mobility caused by the pandemic and the resulting effect on crime patterns. We are conducting a measured review of any rise or drop in comparison to 2021 data to ensure a proportionate response with our victim-centred focus at the heart of it.

As with all partners, we continue to see an increase in contact from members of our communities experiencing mental health challenges. However, I am encouraged by local progress in our engagement with partners in support of our public health approach to policing. I look forward to reporting on the progress of this work as we move into Q4 and beyond and as we collaborate on this long term strategy.

Public Protection

Local Policing Priority: Crime (Sexual Offences)

Local Policing Priority: Crime (Violent Crime)



Sexual Crimes
Up to the end of Q3 we have recorded a total of 68 sexual crimes, 17 fewer than for the same period last year and over 23% lower than the 5 year average figure of 88.8.

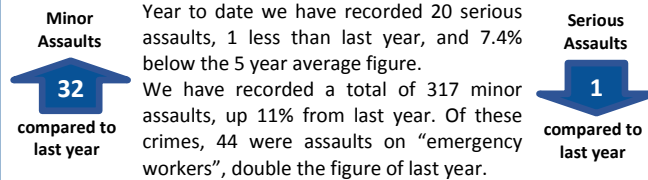
Violent Crime
The number of domestic abuse incidents we have attended year to date has remained static compared to last year and to the previous 5 year average.



East Renfrewshire Local Police Plan (2020-2023)

Quarterly Report (2021-22 Q3: Oct to Dec 2021)

Violent Crime



Local Policing Priority: Crime (Violent Crime)

Fairer East Ren Plan: Reducing social isolation, loneliness & increasing safety

Serious assaults have remained relatively static and while minor assaults have increased, these remain slightly below the 5 year average. Following data analysis, we have not identified any specific internal or external locations where proactive policing would deter this behaviour.

All incidents are scrutinised daily, particularly those which have the greatest impact on victims and communities, to ensure we identify and progress enquiries effectively utilising local and specialist resources.

As reported in Q2, we have seen a rise in assaults on emergency workers in East Renfrewshire and these exclusively relate to assaults on Police Officers. Data analysis highlights that this is part of a wider increase across Greater Glasgow Division and beyond. This may be due to an increase in recording and reporting and we continue to ensure our officers are supported and that any learning is captured. Training in officer safety techniques has also recommenced following a pause due to the pandemic.

Drug Dealing & Misuse

Local Policing Priority: Crime (Drug Supply & Manufacture)

Fairer East Ren Plan: Reducing social isolation, loneliness & increasing safety



A total of 23 drugs supply offences have been recorded so far this year, 6 more than last year and consistent with the 5 year average figure. The year to date number of offences recorded relating to possession of drugs is down 31%.

Following the drugs related death of a 49 year old man in Neilston in December 2019, subsequent and protracted enquiries were carried out by our local CID officers. On 24 November 2021, a 35 year old female was charged with being concerned in the supply of drugs linked to this death.

Acquisitive Crime



The year-to-date number of homes broken into (including attempts) is 63, up from 48 last year when COVID restrictions made a noticeable impact on these crimes. The figure of 63 remains 15% below the 5 year average figure of 74.2 crimes.

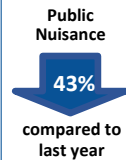


Local Policing Priority: Crime (Crimes of Dishonesty)

Fairer East Ren Plan: Reducing social isolation, loneliness & increasing safety

This year’s data has shown an increase in domestic house breakings compared to 2020, but a decrease on the previous 5 year average. We continue to work with divisional and organisational-wide colleagues to identify perpetrators who work across policing and local authority boundaries. We have captured forensic opportunities to support investigations, provided security advice to victims and alerted local residents via social media messaging and leaflet drops. We have received support from colleagues in specialist departments such as Roads Policing and our Dogs Branch to increase our visibility in the areas targeted and have also utilised officers on proactive plain clothes patrols. Following a report from an off-duty police officer of suspicious activity in the Barrhead area, our response officers apprehended two men for stealing copper. We have liaised with our BTP colleagues who are investigating a number of other similar crimes in the area.

Antisocial Behaviour & Disorder



We continue to see significant reductions in calls relating to antisocial behaviour compared to last year.

Calls classified as “Public Nuisance” are down by 43%, “Noise” complaints down by 14% and “Neighbour Disputes” down by 12% compared to 2020-21 figures.



Local Policing Priority – Crime (Disorder and Antisocial behaviour)

Fairer East Ren Plan—Reducing social isolation, loneliness and increasing safety



Our continued collaboration with our partners in identifying opportunities to tackle all forms of anti-social behaviour is making a positive impact. We are seeing a reduction in this crime type following an increase regarding young people in our open spaces during Q4. This appeared to be largely attributable to the festive lockdown of 2020. Following instances of minor anti-social behaviour and criminal damage experienced during last year’s Bonfire Night celebrations, we will be working closely with all relevant local partners to review our collective response for similar events in 2022. We continue to work with partners on a weekly basis at ERC’s GRIP Meeting, to share appropriate information and act in relation to residents who continually engage in this type of behaviour. We hope to report on some notable successes in this area in next quarter’s report.

CRIME

Our Area of Focus: Violent Crime

Whilst crimes involving serious violence are thankfully not frequent in our local authority area, a crime of particular note occurred on 18 October in Barrhead when a 30 year old man was seriously assaulted in his home and his car subsequently set on fire. Following swift enquiry by local Response and CID officers, a 24 year old man was traced and charged with these crimes.

Our Area of Focus: Drug Supply and Manufacture

On 06 October, we assisted officers from the Metropolitan Police, who attended an address in the Clarkston area in relation to a drug recovery in Kent the previous month, where dealer quantities of cocaine and cannabis were recovered. During the search of a male's vehicle at this address, paperwork was identified relating to a storage container in the Lanarkshire area. Officers attended this location where further drugs, including heroin and cocaine were recovered, with an estimated street value in excess of £1.5 million.

Our Area of Focus: Missing People

We continue to see good uptake of the Herbert Protocol in East Renfrewshire. Families /carers of a person suffering for a dementia related condition can complete a form in short time with a range of useful information which then saves Police crucial time and supports families at point of distress, when a missing episode occurs. In an unrelated missing episode in October, following extensive enquiry, we traced a missing 62 year old male with mental health issues and learning difficulties to London, subsequently tracking him on his return to East Renfrewshire and returning him to secure accommodation in the Glasgow area, where staff are caring for him.

Our Area of Focus: Crimes of Dishonesty We continue to see good use of our Banking Protocol locally, which supports vulnerable people within our communities who may be susceptible to crimes of fraud. Such crimes have been increasing across the UK over recent years. On 05 October 2021 our Response Officers attended the report from concerned staff at a local bank regarding a potentially vulnerable female customer who was seeking to withdraw an unusually large amount of cash for her from her account. Whilst on this occasion, it was established with the female's family that there was a valid reason for her withdrawing this amount of money, this nevertheless shows that the protocol is being well used locally, with proportionate policing responses being applied.

PROTECTING VULNERABLE PEOPLE

Our Area of Focus: Vulnerable Road Users

On 12 December a female cyclist was struck by a car on Ayr Road, Newton Mearns, falling off her bicycle and sustaining injuries. The offending driver failed to stop and drove off from the scene. The cyclist was initially unable to move, although she was conscious and breathing. Paramedics attended and our Response Officers spoke to witnesses at the scene. After being seen by Paramedics, our officers took the female home and on reviewing public space CCTV, established a positive line of enquiry. Later that day, the driver of the vehicle was successfully traced and charged under Sections 3 and 170 of the Road Traffic Act 1988. As part of the Safe East Ren Winter Plan, our Local Problem Solving Team Officers also carried out a number of road checks at areas identified by data and by our residents and partners, as being of concern.

Our Area of Focus: Vulnerable People—Mental Health

Following an approach to East Renfrewshire Alcohol and Drugs Partnership, funding was secured to deliver enhanced Mental Health Awareness Training to our response officers, who provide our 24/7 emergency response. This training will be delivered in Q1-Q2 2022-23 and will help officers identify individuals who may be in crisis and help direct them to locally delivered support services, which may assist. This work will also support ERC's work in relation to tackling instances of Near Fatal Overdose in our communities.

Our Areas of Focus: Domestic Abuse— Adult Protection

On 15 November, our Response officers were swiftly deployed to an incident in Rouken Glen Park, Giffnock, where a lone female had reported being followed and then approached by a male, who stated he liked how she looked and asked if she had a boyfriend. Following a thorough search, of the park the male was traced nearby, arrested and later charged with a contravention of S.38 of the Criminal Justice and Licensing (S) Act. The female was updated on the response provided and provided with appropriate support and advice.

Our Areas of Focus: Young People

Following COP26, our Campus Officers commenced their scheduled inputs to High School pupils across East Renfrewshire in relation to 'No Knives Better Lives' and Hate Crimes. This work supports our Education Authorities ethos of valuing differences and promoting safe and secure learning environments for all our young people to thrive.



CONCLUSION

As the Local Policing Commander for East Renfrewshire, I am pleased to present the Cabinet Report for the 3rd Quarter of the year.

As I write this report we have just emerged from another spike in COVID cases across the country from the Omicron variant, which have also impacted on local and national policing resources. Quarter 4 of the 2021-22 financial year will undoubtedly provide further challenges as restrictions are eased and we move into the Spring period and hopefully improved weather.

I continue to be assured by the many examples of collaborative working and collective problem solving which are evidenced across our partnerships in East Renfrewshire that we will remain well placed to deal with these and our local, Divisional and national policing teams will continue to work hard to provide appropriate support.

Chief Superintendent Mark Sutherland
Divisional Commander



**East Renfrewshire Performance Report
1st October 2021 - 31st December 2021**



SCOTTISH
FIRE AND RESCUE SERVICE
Working together for a safer Scotland

**Working together
for a safer Scotland**

BLANK PAGE

East Renfrewshire Performance Report

Table of Contents

Local Fire and Rescue Service Plan Priorities	3
East Renfrewshire Activity Summary	4
Domestic Safety - Accidental Dwelling Fires	5
Domestic Safety - Accidental Dwelling Fire Casualties	6
Unintentional Injury and Harm	7
Deliberate Fire Setting	8
Non-Domestic Fire Safety	9
Unwanted Fire Alarm Signals	10

BLANK PAGE

Local Fire and Rescue Service⁹ Plan Priorities

The Local Fire and Rescue Service Plan has been developed to set out the priorities and objectives within East Renfrewshire and allows our local authority partners to scrutinise the performance outcomes of these priorities. We will continue to work closely with our partners in East Renfrewshire to ensure we are all “**Working Together for a Safer Scotland**” through targeting risks to our communities at a local level.

The plan has been developed to complement key partnership activity embedded across East Renfrewshire Community Plan and associated Delivery and Thematic plans. Through partnership working we will seek to deliver continuous improvement in our performance and effective service delivery in our area of operations.

The Local Fire and Rescue Plan for East Renfrewshire identified six areas for demand reduction and is subject to regular monitoring and reporting through the Police / Fire and Rescue Committee. A summary of the priorities and current activity is detailed below with further detail and analysis contained within this performance report.

	Accidental Dwelling Fires	Accidental Dwelling Fire Casualties	Unintentional Injury and Harm	Deliberate Fire Setting	Non-Domestic Fire Safety	Unwanted Fire Alarm Signals
Barrhead, Liboside & Uplawmoor	2	2	1	10	2	13
Clarkston, Netherlee & Williamwood	5	0	2	1	0	10
Giffnock & Thornliebank	2	0	2	4	2	24
Newton Mearns North & Neilston	0	0	0	3	0	31
Newton Mearns South & Eaglesham	2	0	1	1	1	14

Total Incidents	11	2	6	19	5	92
Year on Year Change	22%	0%	20%	-60%	67%	24%
3 Year Average Change	-13%	0%	-52%	-9%	0%	8%

About the statistics within this report

The activity totals and other statistics quoted within this report are published in the interests of transparency and openness. They are provisional in nature and subject to change as a result of ongoing quality assurance and review. Because all statistics quoted are provisional there may be a difference in the period totals quoted in our reports after local publication which result from revisions or additions to the data in our systems. The Scottish Government publishes official statistics each year which allow for comparisons to be made over longer periods of time.

- Activity levels have reduced by more than 5%
- Activity levels have reduced by up to 5%
- Activity levels have increased overall

East Renfrewshire Activity Summary ¹⁰



fires
primary &
secondary

41



41

special
services



169

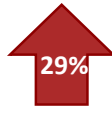
false
alarms



251
total number of
incidents



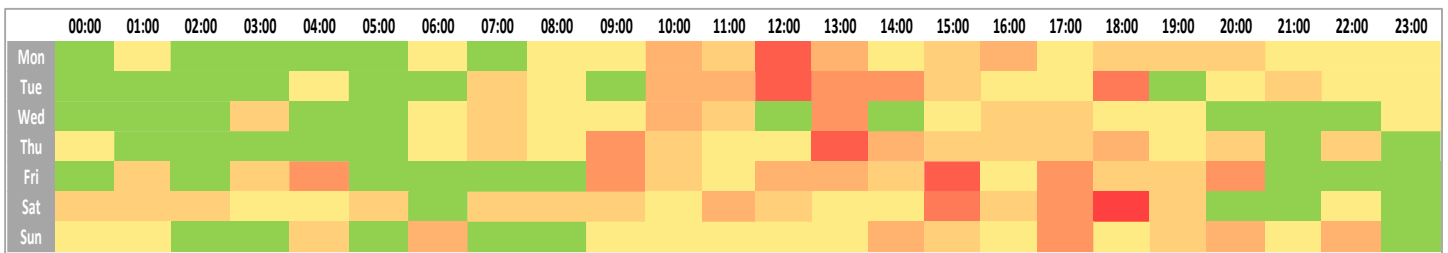
9
fire & non-fire
casualties




£181,240
economic cost of
ufas incidents

*data above is year on year change

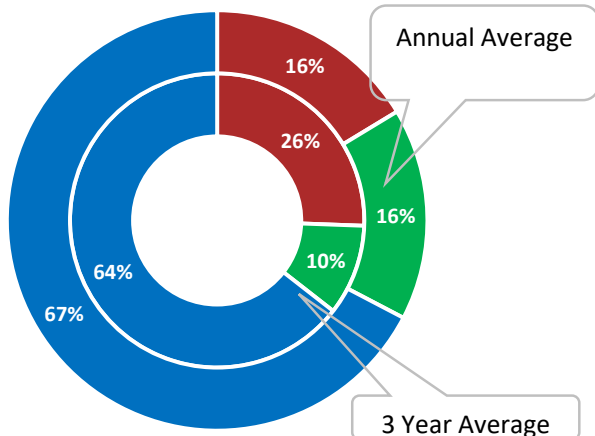
Activity by Time of Day



Top 15 Incidents Types by %

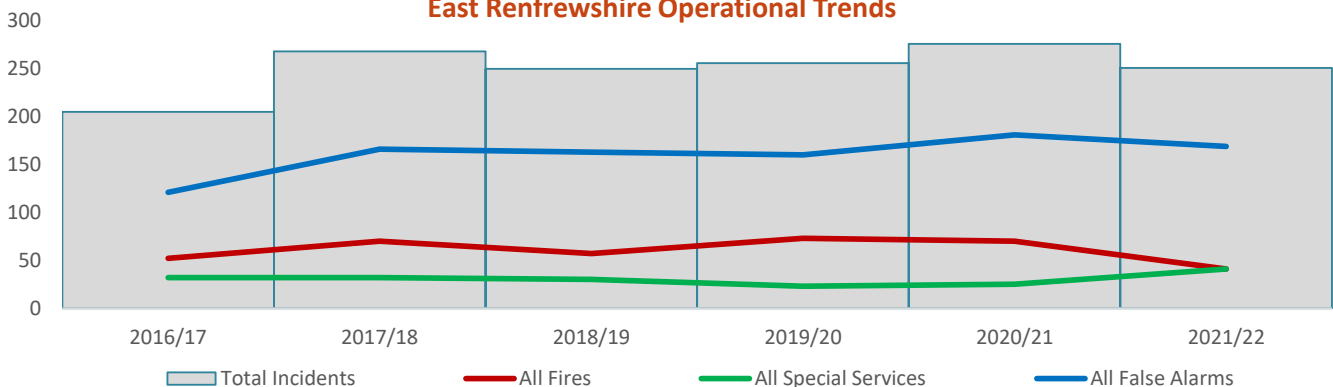


Incidents by Classification



■ All Fires ■ All Special Services ■ All False Alarms

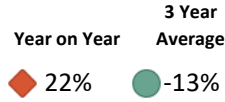
East Renfrewshire Operational Trends



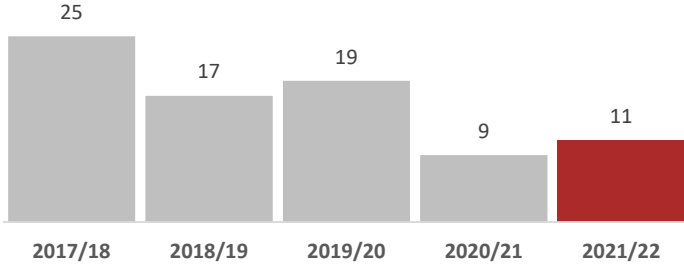
Domestic Safety - Accidental Dwelling Fires



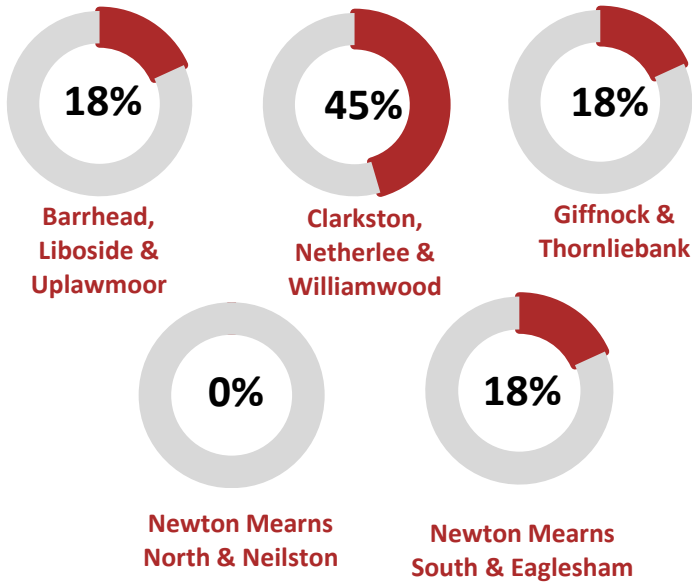
Performance Summary



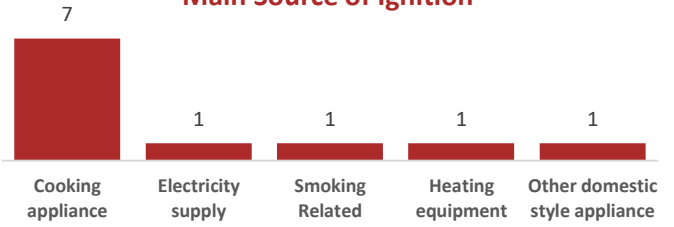
Accidental Dwelling Fires



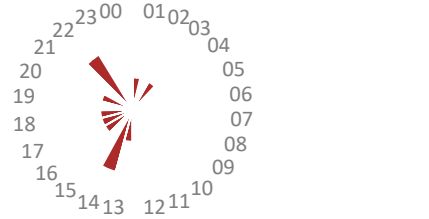
Accidental Dwelling Fires Activity by Ward (% share)



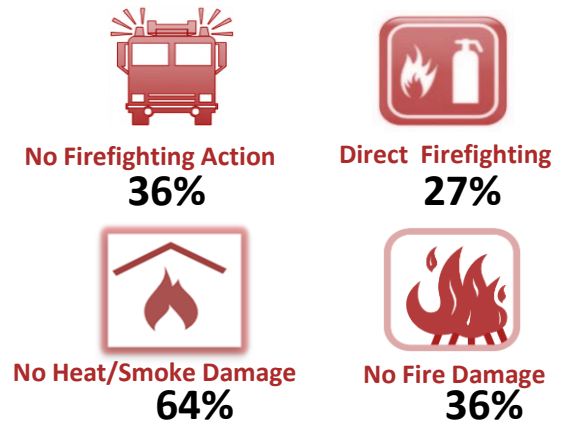
Main Source of Ignition



Accidental Dwelling Fires by Time of Day



Severity of Accidental Dwelling Fires



Human Factors



Automatic Detection & Actuation



You will note an increase to the year on year indicator of 22% against a very low figure last year which is an increase of 2 incidents but it is pleasing to note an overall reduction of 13% on the three year indicator. Cooking is again the main contributor, accounting for over 60% of the activity however, it is positive to note that detection was present in 82% of the premises and the detection actuated, giving early warning. This again confirms an increase in public awareness regarding the importance of the installation and maintenance of fire detection within the home.

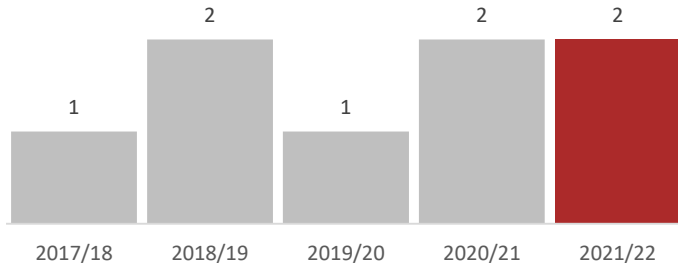
Domestic Safety - Accidental Dwelling Fire Casualties




Performance Summary

Year on Year ▲ 0% 3 Year Average ▲ 0%

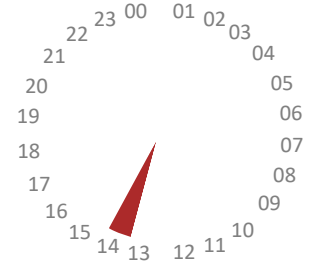
Accidental Dwelling Fires Casualties



Accidental Dwelling Fire Casualties by Ward (% share)



Fire Casualties by Time of Day



Nature of Injury

Overcome by gas / smoke



50%

Burns



50%

Extent of Harm



Fatality
0%



Hospital - Serious Injuries
0%



Hospital - Slight Injuries
50%



First Aid at Scene
50%

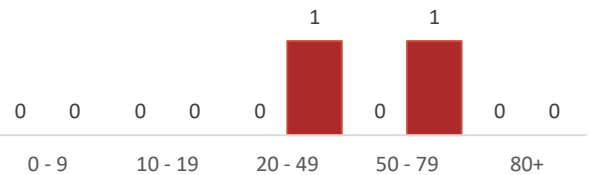


Male
0%



Female
100%

Age / Gender Profile



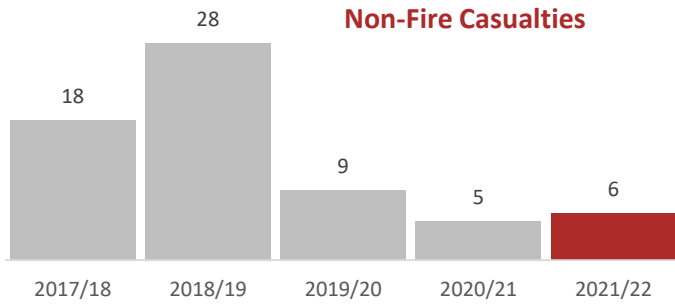
There has been no increase on either the year on year or three year average indicators for accidental dwelling fire casualties with the totals remaining extremely low at 2 with both being female and one being treated by SFRS at the scene and the other requiring hospital treatment. It is positive to note that on both occasions fire detection was present and raised the alarm.

Unintentional Injury and Harm ¹³

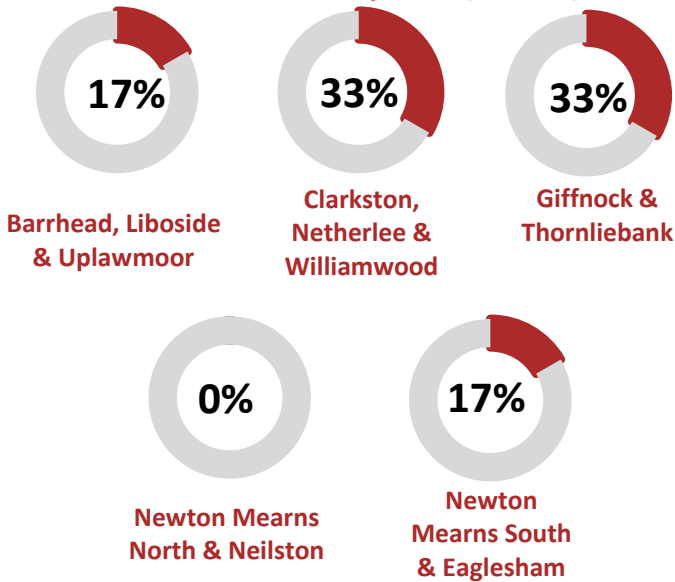


Performance Summary

Year on Year ◆ 20% ● 3 Year Average -52%

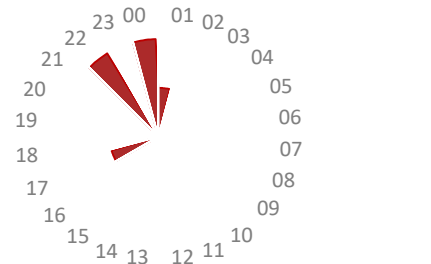


Non-Fire Casualties by Ward (% share)

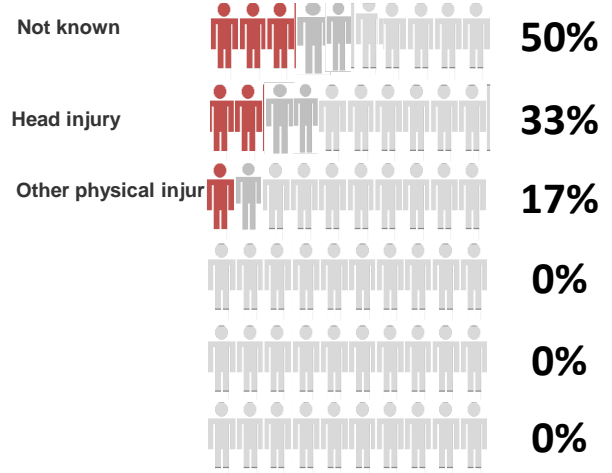


Year on year we have had an increase of 20% in special service casualties which equates to an addition of one casualty and a significant reduction of 52% on the three year indicator. It is positive to note that 83% of our non fire casualties received only slight injuries and were transported to hospital as a precautionary measure. We have one fatality recorded within this reporting period which was related to assisting our partners gaining access to a property.

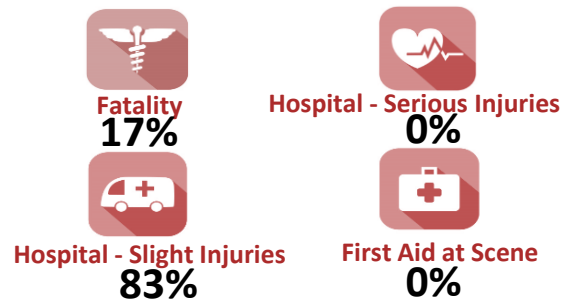
Non-Fire Casualties by Time of Day



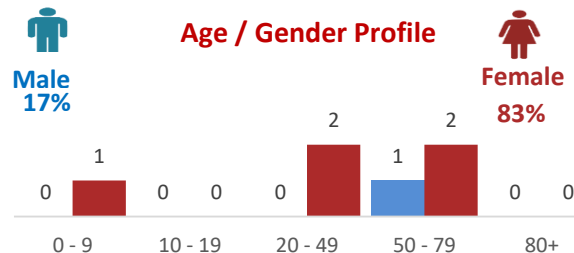
Nature of Injury



Extent of Harm



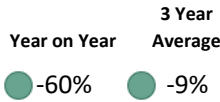
Non-Fire Emergency Activity



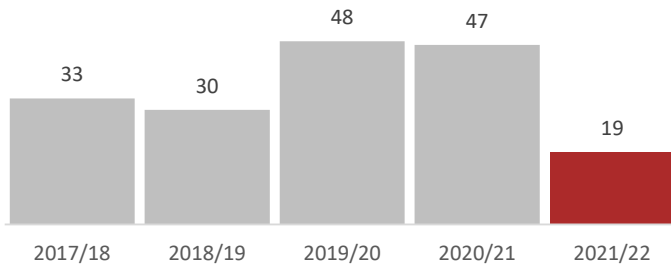
Deliberate Fire Setting



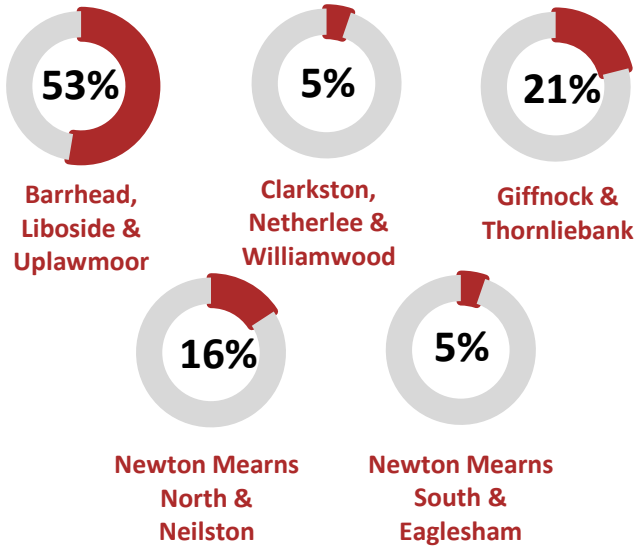
Performance Summary



Deliberate Fires



Deliberate Fires by Ward (% share)




Definitions

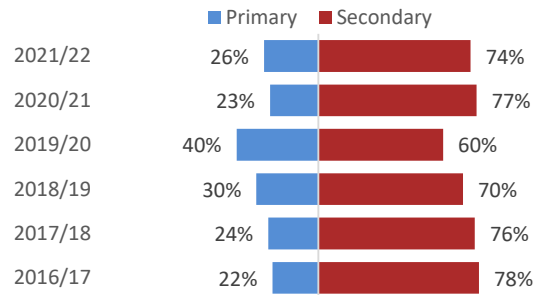
Primary Fires - all fires in buildings, vehicles and outdoor structures or any fire involving casualties, rescues or fires attended by five or more appliances

Secondary Fires - fire incidents that did not occur at a primary location, was not a chimney fire in an occupied building, did not involve casualties (otherwise categorised as a primary incident) and was attended by four or fewer appliances.

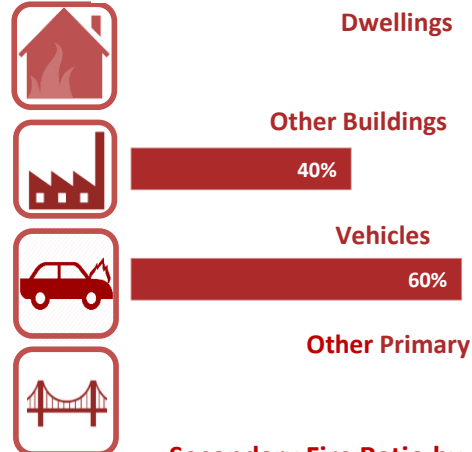
Deliberate Fires by Time of Day



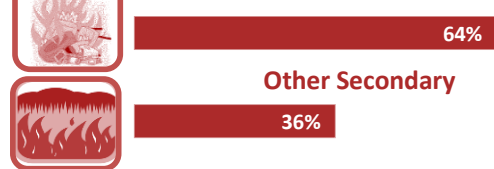
Deliberate Fires by Classification



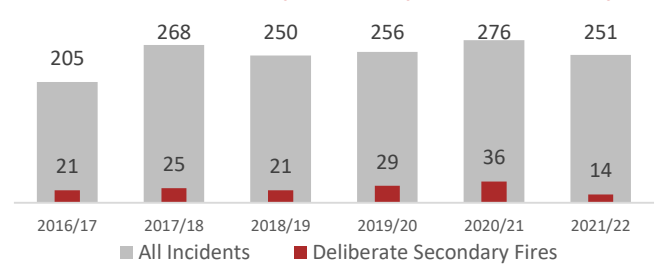
Primary Fire Ratio by Activity Type



Secondary Fire Ratio by Activity Type



Deliberate Fires Compared to Operational Activity



It is pleasing to note a significant reduction in deliberate fire setting over both the year on year and three year average indicators, with the majority being secondary fires involving domestic wheelie bins in Barrhead and Liboside.

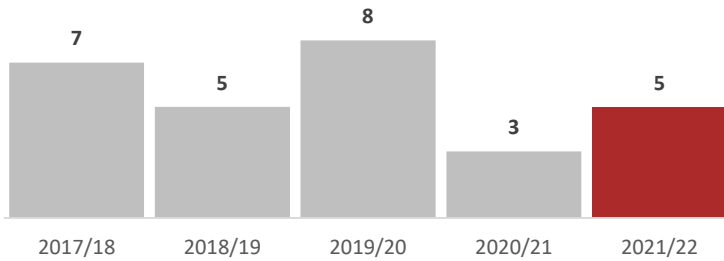
Non Domestic Fire Safety



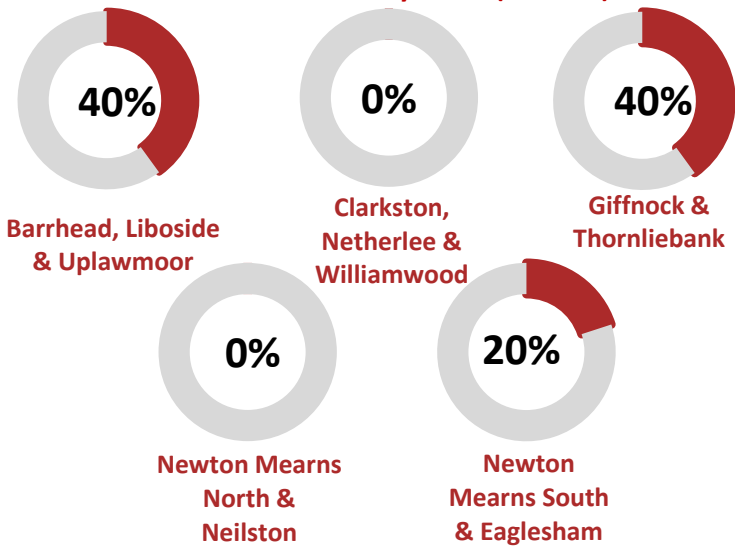
Performance Summary

Year on Year **67%** 3 Year Average **0%**

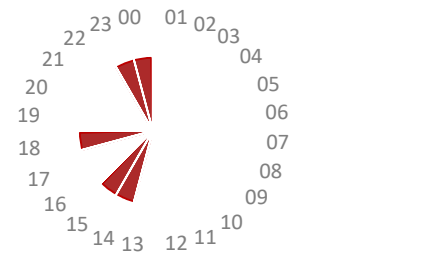
Non Domestic Fires



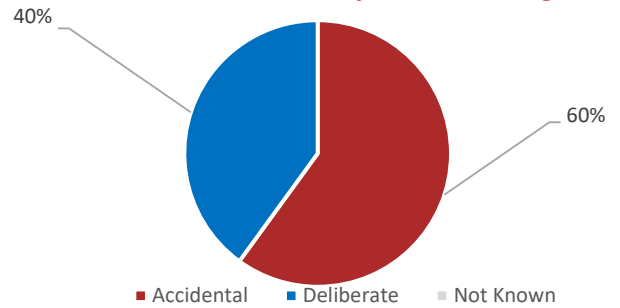
Non-Domestic Fires by Ward (% share)



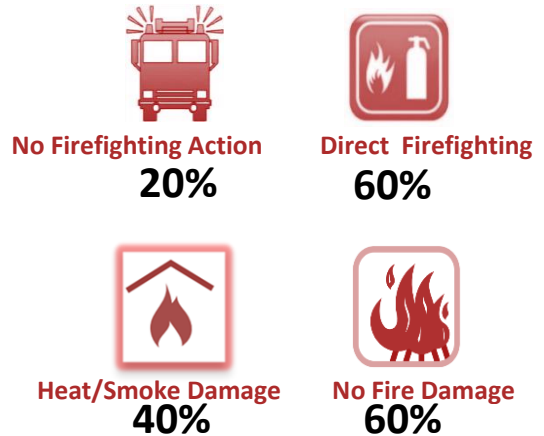
Non-Domestic Fires by Time of Day



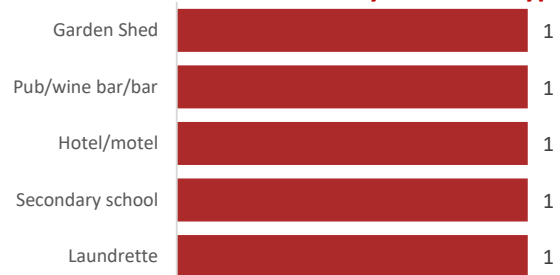
Non-Domestic Fires by Nature of Origin



Severity of Non-Domestic Fires



Non-Domestic Fires by Premises Type

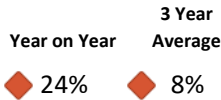


There has been an increase in non-domestic fires on the year to year indicator however, this is based on very low figures with there having been 3 recorded for this period last year and a total of 5 for the same reporting period this year. It is pleasing to note that there has been no increase in this type of incident against the three year indicator and you will note that 3 of the incidents resulted in no fire damage.

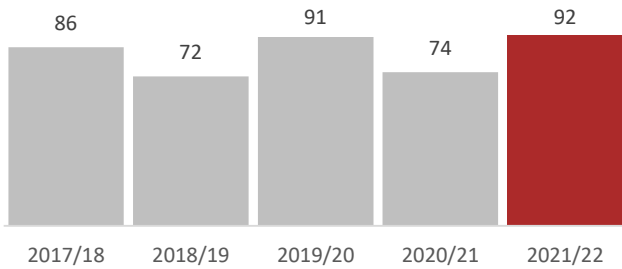
Unwanted Fire Alarm Signals



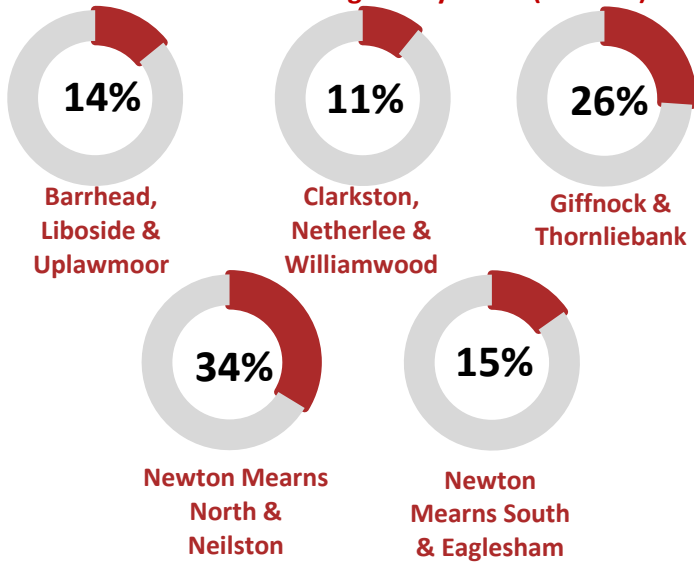
Performance Summary



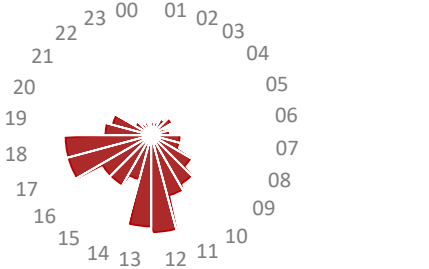
Unwanted Fire Alarm Signals



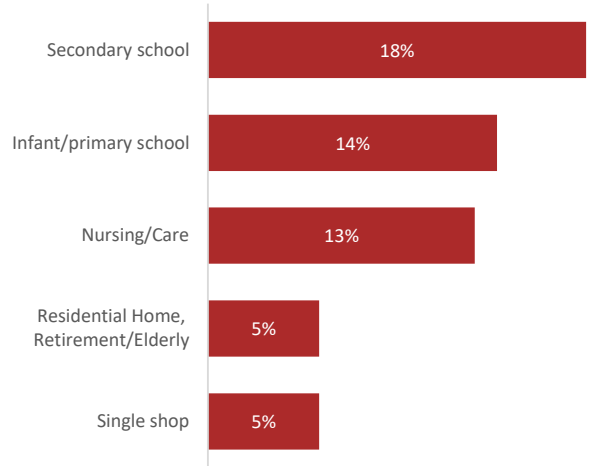
Unwanted Fire Alarm Signals by Ward (% share)




Unwanted Fire Alarm Signals by Time of Day



Unwanted Fire Alarm Signals - Top 5 Premises



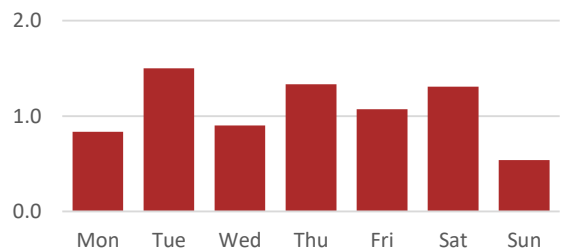
Unwanted Fire Alarm Signals Activity Ratios



Human Influence and Alarm Activations



Average Unwanted Fire Alarm Signals per Day



We continue to see an increase in Unwanted Fire Alarm Signals and it is disappointing to note that 32% is in educational facilities and 13% within our care establishments with the cause being predominantly accidental, system faults and cooking which highlights that the majority are avoidable and caused by human error.