

Business Operations and Partnerships Department

Director of Business Operations & Partnerships: Louise Pringle

Council Headquarters, Eastwood Park, Giffnock, East Renfrewshire, G46 6UG

Phone: 0141 577 3000 Fax: 0141 577 3129

website: www.eastrenfrewshire.gov.uk

Date: 16 September 2022

When calling please ask for: Sharon McIntyre (Tel. No 0141-577-3011)

e-mail: sharon.mcintyre@eastrenfrewshire.gov.uk

TO: Councillors O O'Donnell (Chair); A Anderson (Vice Chair); C Bamforth; D Devlin; K Pragnell; and G Wallace.

CABINET (POLICE & FIRE)

Please note that this meeting is scheduled to be held in the Council Chambers, East Renfrewshire Council Headquarters, Eastwood Park, Giffnock on **Thursday, 22 September at 10am.**

The agenda of business is as shown below.

Louise Pringle

L PRINGLE

DIRECTOR OF BUSINESS OPERATIONS & PARTNERSHIPS

AGENDA

1. Report apologies for absence.
2. Declarations of Interest.
3. Police Scotland - Performance Report for the First Quarter of 2022/23 - Report by Divisional Commander (copy attached, pages 3 - 4).
4. Police Scotland - Public Health Approach to Policing – Questions.
5. Scottish Fire and Rescue Service (SFRS) - Performance Report for the First Quarter of 2022/23 – Report by Group Commander (copy attached, pages 5 - 16).

This document can be explained to you in other languages and can be provided in alternative formats such as large print and Braille. For further information, please contact Customer First on 0141 577 3001 or email customerservices@eastrenfrewshire.gov.uk

A recording of the meeting will also be available following the meeting on the Council's YouTube Channel <https://www.youtube.com/user/eastrenfrewshire/videos>

BLANK PAGE

Introduction



As Local Police Commander for East Renfrewshire, I am pleased to provide this report relating to our performance and policing priorities during the first quarter of the 2022-23 financial year.

As final coronavirus restrictions were lifted during this period, it is clear that the past two years have brought unprecedented challenges to us all. We remain vigilant that Covid is still with us and our officers working in East Renfrewshire have continued to remain focussed upon the local policing priorities identified by our communities, as set out in our 2020-2023 Policing Plan.

This quarter has seen the launch and delivery of our summer safety campaign, working closely with partners in the Safe East Ren Group. Through this quarter we have helped develop a joined up plan to support the delivery of safe parks, open spaces and water safety for all, in preparation for a summer where many will be using our open spaces to enjoy the outdoors and nature that East Renfrewshire offers.

Partnership working has also progressed in line with our Greater Glasgow Division Public Health Approach to policing. We have looked at ways to best support ERC plans to impact on mental health and recovery. During this reporting period, frontline officers in conjunction with our partners in East Renfrewshire, received bespoke SAMH training which covers a range of mental health issues tackling prejudices and promoting early identification and intervention to support and protect the most vulnerable. Future funding for this training has been secured ensuring more officers are equipped and trauma informed. I look forward to continuing this good work and collaboration into the next quarter.

Acquisitive Crime



10 crimes relating to homes being broken into (including attempts) have been recorded during Q1, 28.6% lower than in the same period last year.

This is still well below the 5 year average figure with a reduction of 47.4%.



Local Policing Priority: Crime (Crimes of Dishonesty)

Fairer East Ren Plan: Reducing social isolation, loneliness & increased safety

Overall crimes of dishonesty in Q1 this year were 30.7% higher than the same period last year and 10.4% higher than the five year average figure. The majority of acquisitive crime categories have seen a fall in numbers however, fraud remains a sub divisional priority with 66 crimes being reported, 1 less than same period last year.

In the first quarter of this year, three residents over the age of 70, lost a combined sum in excess of £173,000. We are working with specialist colleagues as well as partners to address this trend and support victims. Whilst enquiries are continuing, all victims have had funds reinstated by their banks.

East Renfrewshire Local Police Plan (2020-2023) Quarterly Report (2022-23 Q1: Apr to Jun 2022)

Public Protection

Local Policing Priority: Crime (Sexual Offences)



Up to and including Q1, sexual crimes have increased with 28 victims coming forward, mirroring the national trend. The associated detection rate for this year is 35.7% which is lower than the 5 year average, however this rate will increase due to the protracted nature of enquiries. We continue to work with partner agencies to provide support to survivors so they have the confidence to come forward and report



Local Policing Priority: Crime (Violent Crime)

Fairer East Ren Plan: Reducing social isolation, loneliness & increasing safety

In this first quarter, we have dealt with 115 "Domestic Abuse" incidents. This figure is slightly lower compared to the same period last year of 136 reported incidents. The number of domestic abuse incidents with associated crime is 54 with a detection rate of 49.4%. Whilst not all domestic abuse crimes involve physical violence, patterns of escalation in behaviour within abusive relationships are recognised. We place a high priority on investigating and detecting all criminal conduct related to domestic abuse as this has a potential to prevent repeat offending and potentially more serious and/or more violent crime. PI Michelle Grant has engaged in external training offered by colleagues in East Renfrewshire HSCP Learning & Development (Safe & Together; Understanding Domestic Abuse, Risk Assessment & MARAC) and working closely with partners to better inform frontline officers in their investigations and approach to survivors experiencing domestic abuse.

Drug Dealing & Use

Local Policing Priority: Crime (Drug Supply & Manufacture)

Fairer East Ren Plan: Reducing social isolation, loneliness & increasing safety

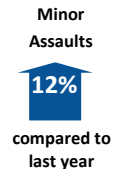


Within East Renfrewshire, we continue to target the unlawful supply of controlled drugs within our community. This is in line with our public health approach to policing to protect the most vulnerable in our society. In this quarter, we have recorded 37 drug related offences, 36.2% fewer than last year & 47% fewer than 5 year average. Our detection rate remains high at 94.9% which is higher than last year & the 5 year average. We continue to work proactively in East Renfrewshire with the gathering & development of intelligence being vitally important.

Violent Crime



Year to date, we have recorded 3 serious assaults; this is less than same period last year and the 5 year average. The detection rate is sitting at 50% which is less than last year and the 5 year average however, investigations are ongoing.



Local Policing Priority: Crime (Violent Crime)

Fairer East Ren Plan: Reducing social isolation, loneliness & increasing safety
One crime of attempted murder was recorded in this period.

Reports of robberies have increased to 5 which is 3 more than this period last year; detection rate is 80% and investigations continue as well as support to victims.

Assaults on emergency workers remain low at 9 with a 100% detection rate. All incidents are scrutinised daily, particularly those which have the greatest impact on victims and communities, to ensure that we identify and progress investigations and enquiries effectively utilising all local and specialist resources.

Antisocial Behaviour & Disorder



We continue to see reductions in calls regarding antisocial behaviour compared to last year. Calls classified as "Public Nuisance" are down by 49% and "Noise" complaints down by 3% compared to 2021-22 figures.



Local Policing Priority—Crime (Disorder & Antisocial behaviour)

Fairer East Ren Plan—Reducing social isolation, loneliness and increasing



Our continued collaboration with our partners in identifying opportunities to tackle all forms of anti-social behaviour is making a positive impact. This quarter saw the launch of our Safer Parks & Open Spaces campaign working jointly with colleagues in British

Transport Police, Scottish Fire & Rescue, ERC Community Wardens & Youth Workers. Our Campus Officers developed and delivered a hugely successful youth diversionary project supporting young teenagers through the summer months. Feedback received from the young people was hugely positive with all reporting a sense of inclusion and reassurance as many find themselves isolated and lonely through school holidays in particular. We also launched our Water Safety Campaign with partners educating young people on the dangers of open water swimming and how to keep themselves safe.

CRIME

Our Area of Focus: Violent Crime

Violent crime continues to be a concern for our communities and our officers have dealt with a number of violent offenders in the first quarter of this year.

In May, a 49 year old man was found seriously injured at a property in Barrhead. A 36 year old man was identified as being responsible and taken into custody whilst awaiting trial.

Following reports of a 64 year old man being threatened by 3 males in possession of weapons in the Barrhead area, extensive investigation identified all those responsible. They were swiftly arrested and charged with various offences.

Our Area of Focus: Drug Supply and Manufacture

The first quarter of 2022/23 has seen some significant seizures of controlled substances. We continue to act upon intelligence and in June this year, officers executed a search warrant at a property in Neilston and located a cannabis cultivation. Two males aged 34 and 41 years were arrested and charged.

Local officers have continued to glean information and intelligence which they have used to identify individuals who were supplying drugs from their motor vehicles. In April this year a vehicle was stopped in the Thornliebank area a significant seizure was made of controlled drugs as well as a quantity of money which was seized under Proceeds of Crime legislation. A 22 year old male was arrested and charged with various Misuse of Drug offences.

In June this year, three males aged 22, 27 and 30 years stopped within a motor vehicle and were detained. They were found to be in possession of a significant quantity of controlled drugs. All three were charged with supply offences.

Our Area of Focus: Crimes of Dishonesty

As highlighted earlier in this report, the prevalence of crimes relating to fraud has increased both locally in East Renfrewshire and across the United Kingdom. Criminals continue to develop ever changing methods to commit fraud, often, but not always from overseas and often utilising communications networks and the internet. Effective investigation of these crimes can require specialist skills, technological expertise and the support of financial organisations. We are working alongside our dedicated Economic Crime Unit within the Greater Glasgow Police Division in order to ensure that we maximise all opportunities to detect crimes and minimise the risk of future crimes. The unit is led by experienced CID officers, and deal predominantly with higher value frauds or fraudulent schemes involving multiple frauds with a high combined value. In addition to their own investigations, some of which relate to crimes in East Renfrewshire, they are well placed to offer their own specialist knowledge and assistance to all officers investigating fraud.

PROTECTING VULNERABLE PEOPLE

Our Area of Focus: Vulnerable Road Users

Road safety is a high priority amongst residents in East Renfrewshire and our officers liaise regularly with ERC Roads & Transportation Dept., identifying locations of concern and addressing these through enforcement and improvement of infrastructure.

Our officers have been carrying out regular road side speed checks and a number of preventative action plans, in addition to regular patrols and enforcement activities carried out by the Police Scotland Roads Policing Unit. During this reporting period, officers have charged 211 drivers with various road traffic offences including 26 individuals driving under the influence of drink/drugs; 12 without a proper licence,; 22 drivers driving without insurance and 7 drivers driving dangerously. We will continue to focus on these issues and use our social media platforms to highlight the importance of safe driver behaviour.

Our Areas of Focus: Domestic Abuse— Adult Protection—Child Protection

Tackling domestic violence and ensuring that survivors have the confidence to come forward remains a local and national priority. We remain committed to identifying offenders and putting them before the courts, irrespective of the time which may have passed. Whilst doing so our approach is always victim centred, ensuring that appropriate support and care is made available to victims. In June this year, officers responded to reports of a 16 year old Vietnamese female found wandering in the Newton Mearns area. Early investigation suggested she may be a victim of human trafficking. Officers took exceptional care of the young girl and our officers were personally thanked by Senior staff within HSCP for their compassion which was described as 'going above and beyond'.

Our Areas of Focus: Young People

During the school holidays, our campus officers have developed and delivered a bespoke *East Renfrewshire Youth Summer Project*. Following on from the success of 2021/22 programme, funding was secured through the Divisional Commanders Fund and a 4 week diversionary summer programme was delivered to a group of twelve 14—16 year olds . By working closely with all high schools within East Renfrewshire, those nominated to attend took part in number of activities from kayaking to a cinema trip. Feedback from the young people was extremely positive with many who usually face loneliness during school holidays, saying they felt less isolated and gave them the opportunity to discuss ongoing concerns, mental health issues and engage positively with the police.



CONCLUSION

As Local Policing Commander for East Renfrewshire, I am pleased to present the Cabinet Report for the 1st Quarter of the year.

This outlines just some of the work being undertaken by my officers who continue to target offenders, support victims and assist the most vulnerable across East Renfrewshire. We continue to work with all our partners to improve the joint services we provide to our communities which supports our Public Health approach to policing.

We will continue to deliver the highest standard of policing in these challenging times and I thank you for your continued support.

Chief Superintendent Mark Sutherland
Divisional Commander



**East Renfrewshire Performance Report
1st April 2022 - 30th June 2022**



SCOTTISH
FIRE AND RESCUE SERVICE
Working together for a safer Scotland

**Working together
for a safer Scotland**

BLANK PAGE

East Renfrewshire Performance Report

Table of Contents

Local Fire and Rescue Service Plan Priorities	3
East Renfrewshire Activity Summary	4
Domestic Safety - Accidental Dwelling Fires	5
Domestic Safety - Accidental Dwelling Fire Casualties	6
Unintentional Injury and Harm	7
Deliberate Fire Setting	8
Non-Domestic Fire Safety	9
Unwanted Fire Alarm Signals	10

BLANK PAGE













Local Fire and Rescue Service⁹ Plan Priorities

The Local Fire and Rescue Service Plan has been developed to set out the priorities and objectives within East Renfrewshire and allows our local authority partners to scrutinise the performance outcomes of these priorities. We will continue to work closely with our partners in East Renfrewshire to ensure we are all “Working Together for a Safer Scotland” through targeting risks to our communities at a local level.

The plan has been developed to complement key partnership activity embedded across East Renfrewshire Community Plan and associated Delivery and Thematic plans. Through partnership working we will seek to deliver continuous improvement in our performance and effective service delivery in our area of operations.




The Local Fire and Rescue Plan for East Renfrewshire identified six areas for demand reduction and is subject to regular monitoring and reporting through the Police / Fire and Rescue Committee. A summary of the priorities and current activity is detailed below with further detail and analysis contained within this performance report.

	Accidental Dwelling Fires	Accidental Dwelling Fire Casualties	Unintentional Injury and Harm	Deliberate Fire Setting	Non-Domestic Fire Safety	Unwanted Fire Alarm Signals
Barrhead, Liboside & Uplawmoor	5	1	4	22	2	18
Clarkston, Netherlee & Williamwood	3	0	2	3	0	17
Giffnock & Thornliebank	5	1	0	7	1	13
Newton Mearns North & Neilston	2	0	1	10	1	18
Newton Mearns South & Eaglesham	2	0	2	3	1	8

Total Incidents	17	2	9	45	5	74
Year on Year Change	 55%	 200%	 0%	 -58%	 -17%	 9%
3 Year Average Change	 -2%	 25%	 -22%	 -18%	 -7%	 7%

About the statistics within this report

The activity totals and other statistics quoted within this report are published in the interests of transparency and openness. They are provisional in nature and subject to change as a result of ongoing quality assurance and review. Because all statistics quoted are provisional there may be a difference in the period totals quoted in our reports after local publication which result from revisions or additions to the data in our systems. The Scottish Government publishes official statistics each year which allow for comparisons to be made over longer periods of time.

-  Activity levels have reduced by more than 5%
-  Activity levels have reduced by up to 5%
-  Activity levels have increased overall

East Renfrewshire Activity Summary ¹⁰



fires
primary &
secondary

81



41

special
services



168

false
alarms



290
total number of
incidents



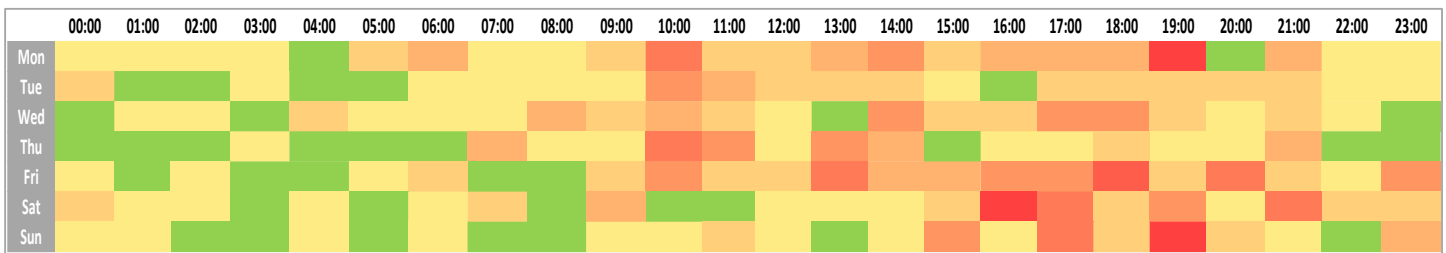
12
fire & non-fire
casualties



£145,780
economic cost of
ufas incidents

*data above is year on year change

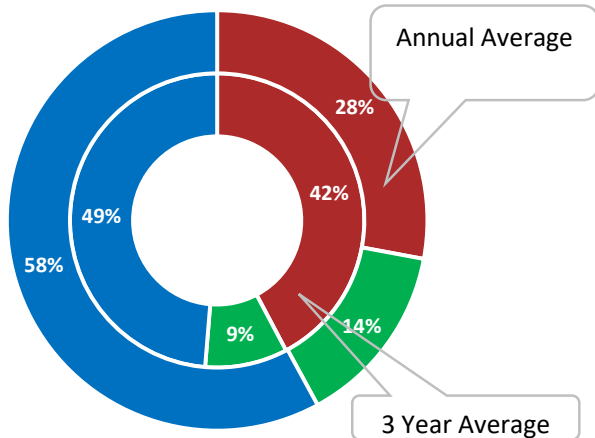
Activity by Time of Day



Top 15 Incidents Types by %

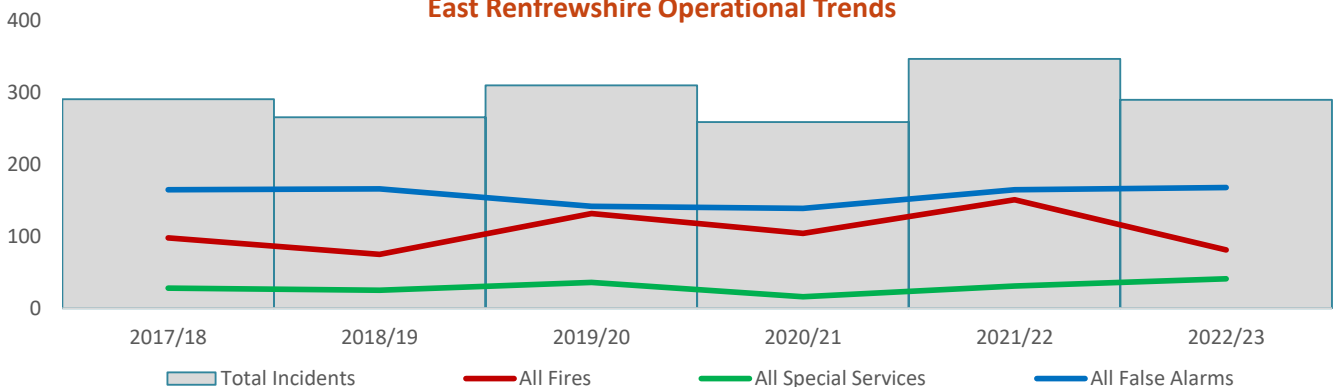
False Alarm (UFAS)	25.52%
False Alarm (Dwelling)	20.00%
False Alarm (Good Intent)	12.07%
Outdoor Fire	10.00%
Dwelling Fire	6.21%
Special Service - Effecting...	5.86%
Refuse Fire	5.17%
Vehicle Fire	2.76%
Special Service - RTC	2.76%
Other Primary Fire	1.72%
Other Building Fire	1.72%
Special Service - Flooding	1.72%
Special Service - No action (not...	1.38%
Special Service - Assist other...	1.03%
Special Service - Other...	0.69%

Incidents by Classification



■ All Fires ■ All Special Services ■ All False Alarms


East Renfrewshire Operational Trends



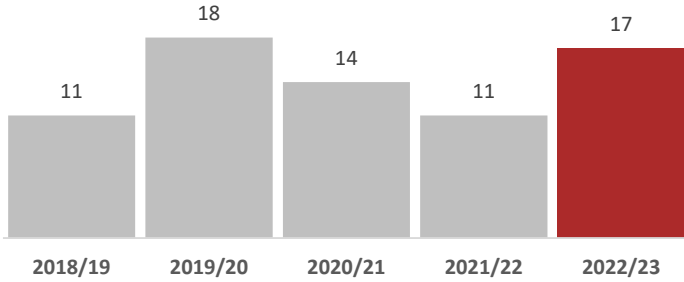
Domestic Safety - Accidental Dwelling Fires



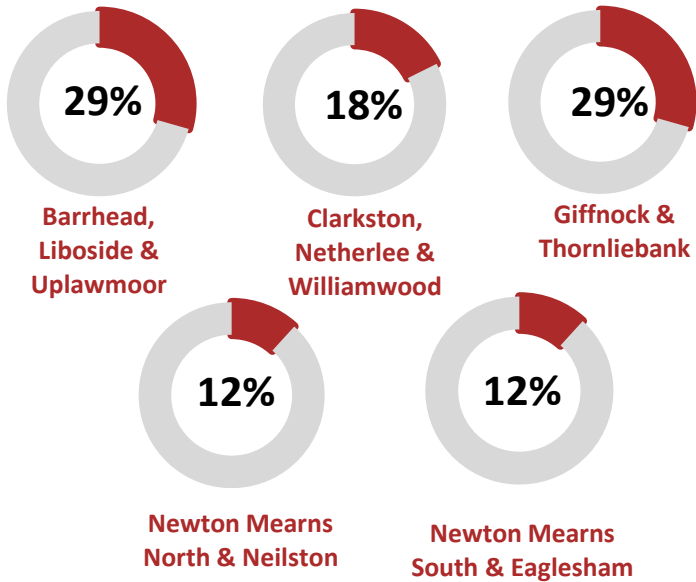
Performance Summary



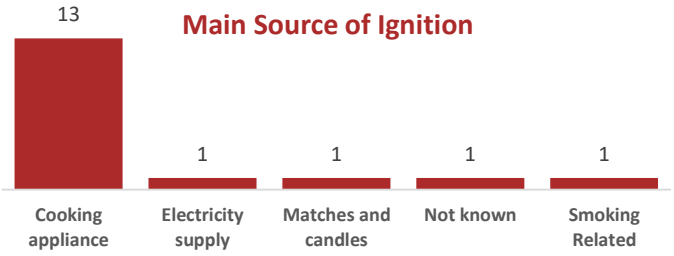
Accidental Dwelling Fires



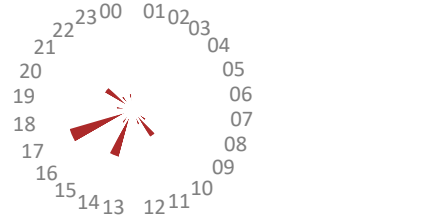
Accidental Dwelling Fires Activity by Ward (% share)




Main Source of Ignition



Accidental Dwelling Fires by Time of Day



Severity of Accidental Dwelling Fires



Human Factors



Automatic Detection & Actuation




You will note an increase to the year on year indicator of 55% however, this is against an extremely low figure of 11 incidents in the same reporting period last year with an increase of 6 incidents over the 13 week period. It is pleasing to note an overall reduction of 2% against the three-year indicator. Cooking is again the main contributor, accounting for over 76% of the activity however, it is positive to note that detection was present in 94% of the premises and the detection actuated in 100% of them, giving early warning. Once again this confirms public awareness in relation to the importance of the installation and maintenance of fire detection within the home.

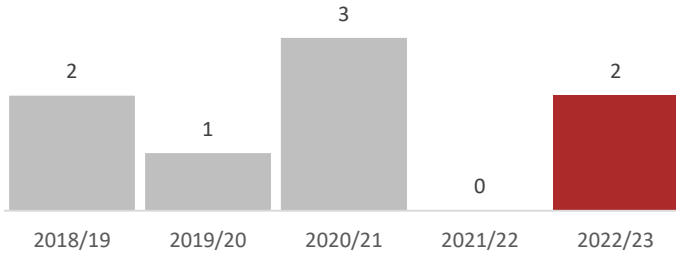
Domestic Safety - Accidental Dwelling Fire Casualties



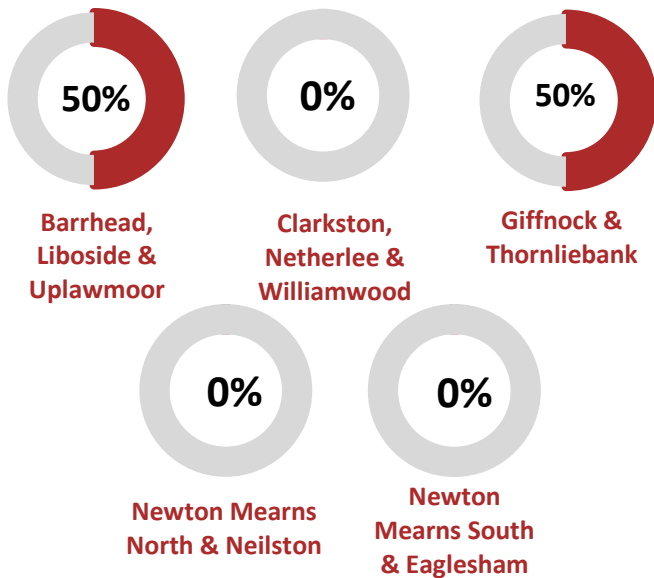
Performance Summary



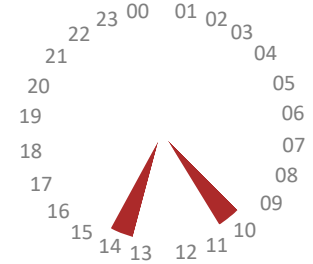
Accidental Dwelling Fires Casualties



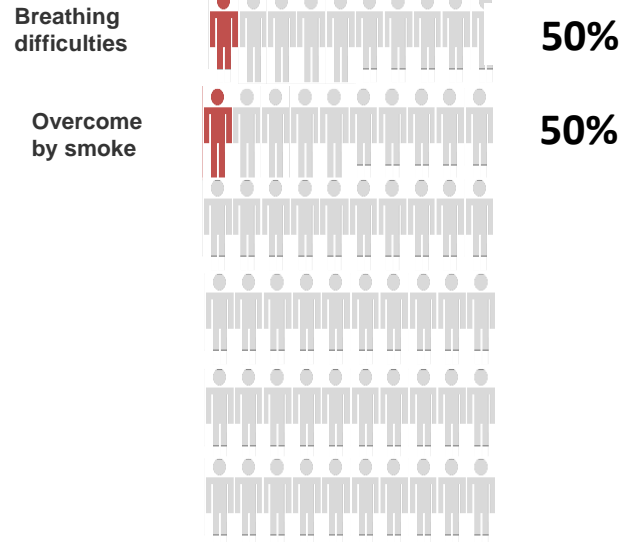
Accidental Dwelling Fire Casualties by Ward (% share)



Fire Casualties by Time of Day



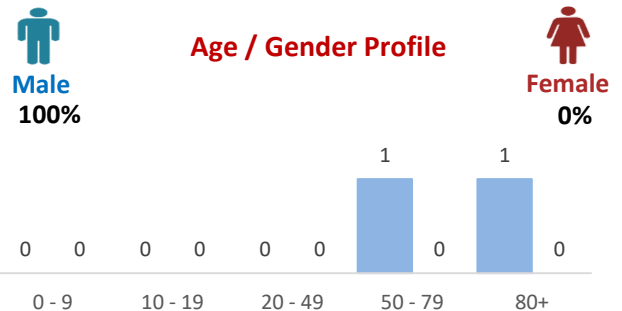
Nature of Injury



Extent of Harm



Age / Gender Profile



It is disappointing to report that there has been a significant increase on both the year on year and three year indicators regarding accidental dwelling fire casualties, however, it should be noted that this is against extremely low figures over the past five years. It is positive to note again that early detection has proven to be crucial in reducing injury sustained from dwelling fires.

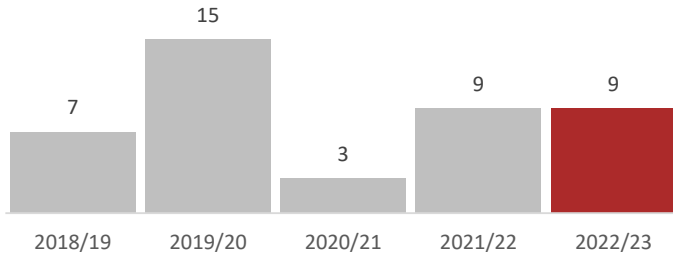
Unintentional Injury and Harm ¹³



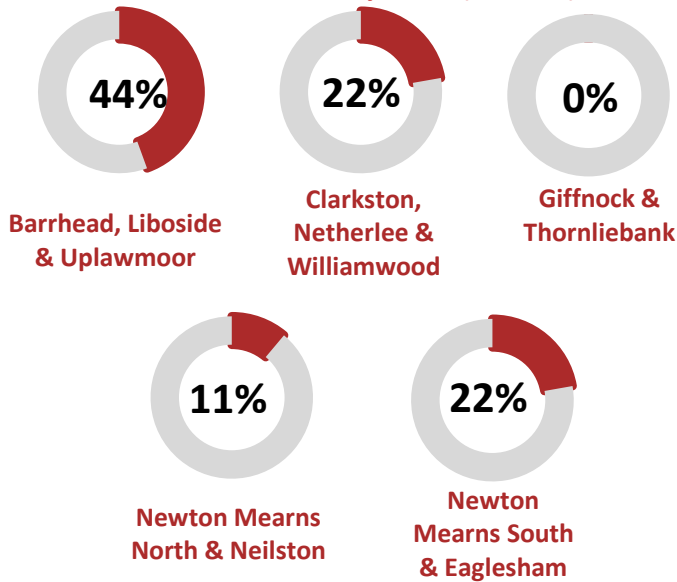
Performance Summary

Year on Year ▲ 0% 3 Year Average ● -22%

Non-Fire Casualties

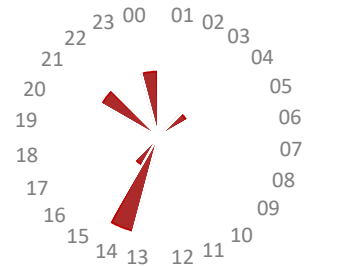


Non-Fire Casualties by Ward (% share)

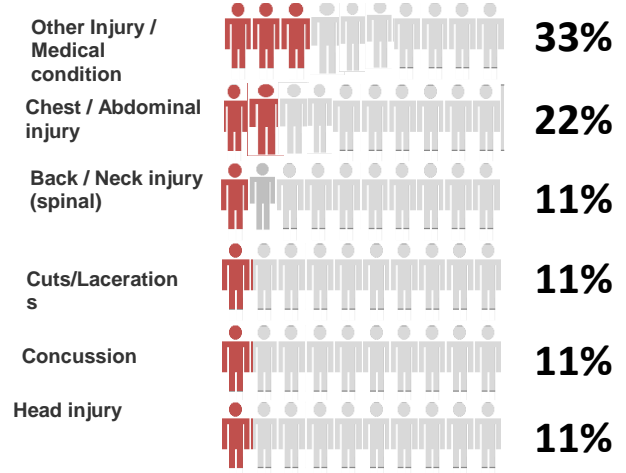


It is pleasing to note that we have had no increase on the year on year indicator and have had a significant reduction on the three year marker for non fire casualties.

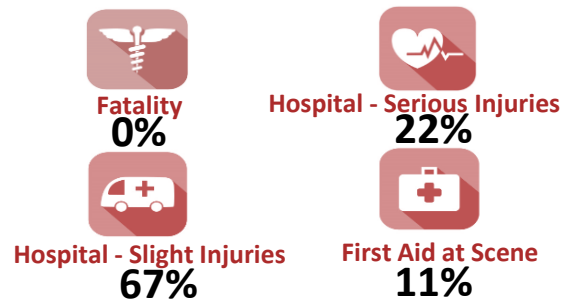
Non-Fire Casualties by Time of Day



Nature of Injury



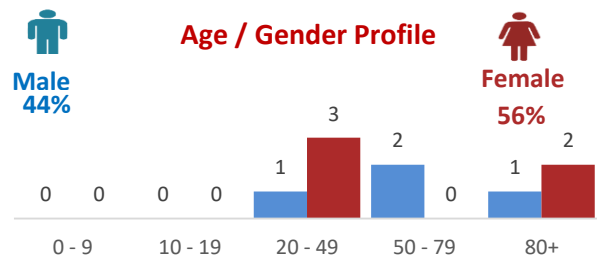
Extent of Harm



Non-Fire Emergency Activity



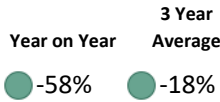
Age / Gender Profile



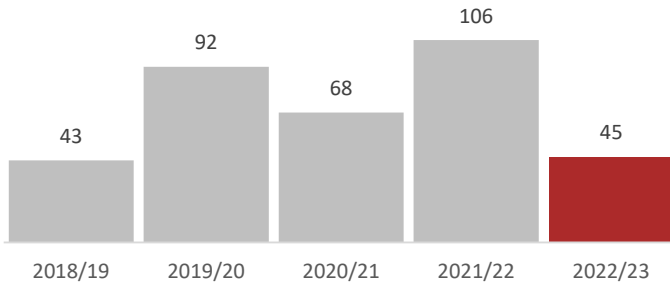
Deliberate Fire Setting



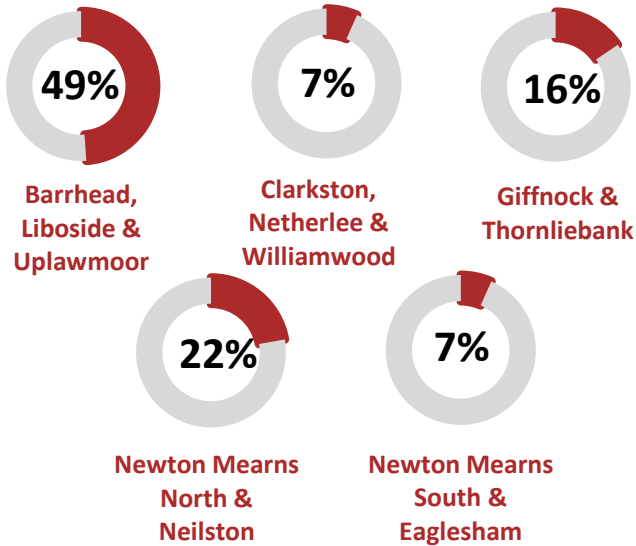
Performance Summary



Deliberate Fires



Deliberate Fires by Ward (% share)

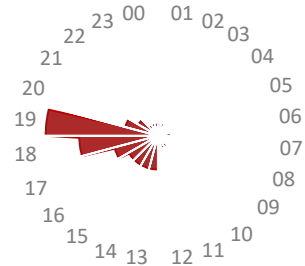


Definitions

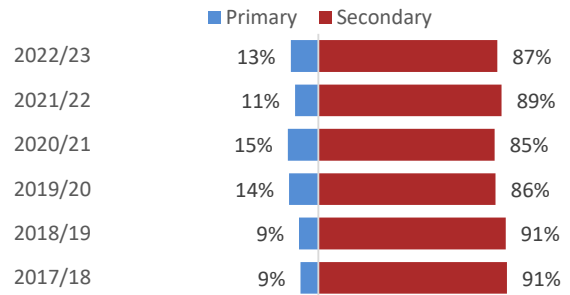
Primary Fires - all fires in buildings, vehicles and outdoor structures or any fire involving casualties, rescues or fires attended by five or more appliances

Secondary Fires - fire incidents that did not occur at a primary location, was not a chimney fire in an occupied building, did not involve casualties (otherwise categorised as a primary incident) and was attended by four or fewer appliances.

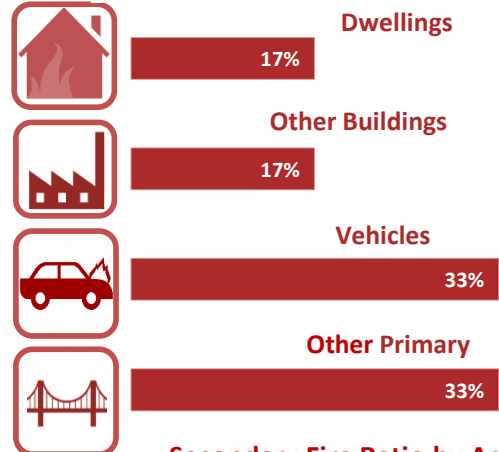
Deliberate Fires by Time of Day



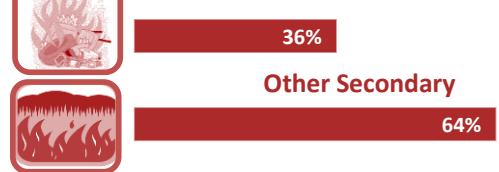
Deliberate Fires by Classification



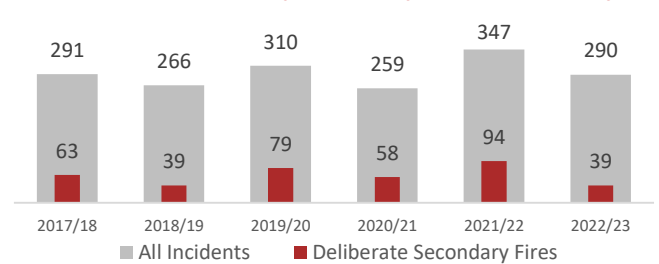
Primary Fire Ratio by Activity Type



Secondary Fire Ratio by Activity Type



Deliberate Fires Compared to Operational Activity

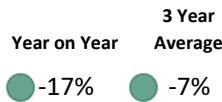


It is pleasing to report a significant reduction of 58% in deliberate fire setting within the year on year indicator and an 18% reduction on the three year average with the vast majority of these being secondary fires within grass and woodland during two periods of dry weather in April and June.

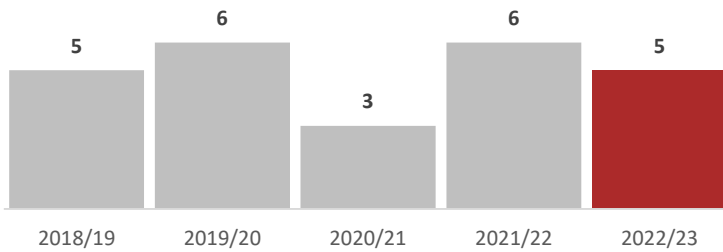
Non Domestic Fire Safety



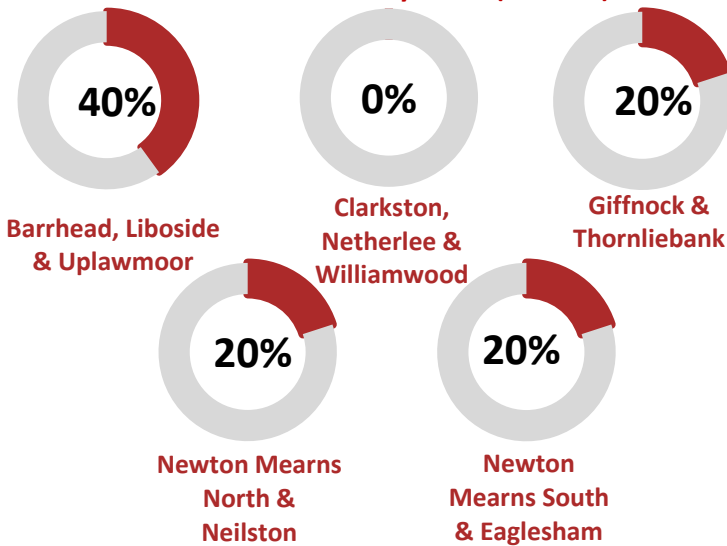
Performance Summary



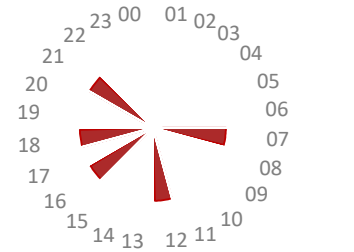
Non Domestic Fires



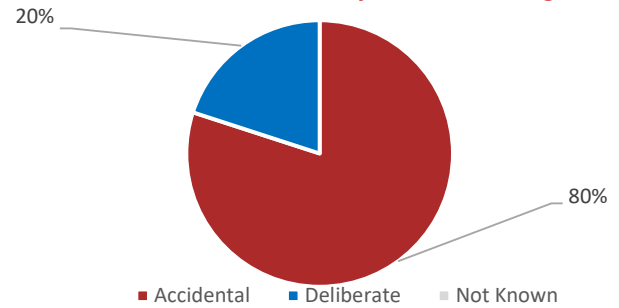
Non-Domestic Fires by Ward (% share)



Non-Domestic Fires by Time of Day



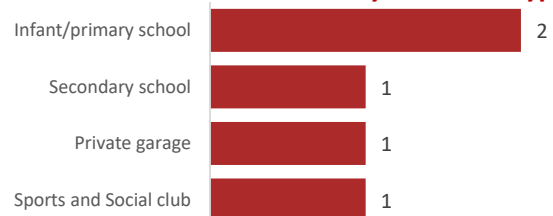
Non-Domestic Fires by Nature of Origin



Severity of Non-Domestic Fires



Non-Domestic Fires by Premises Type

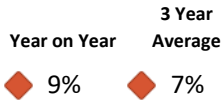


There has been a significant reduction in non-domestic fires in both the year on year indicator as well as the three year average. It is also pleasing to report that the majority were accidental and firefighting action was only required at one of the incidents. The damage in the property affected was also minimal with only heat and smoke damage.

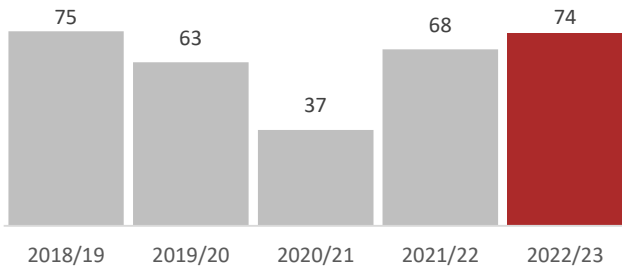
Unwanted Fire Alarm Signals



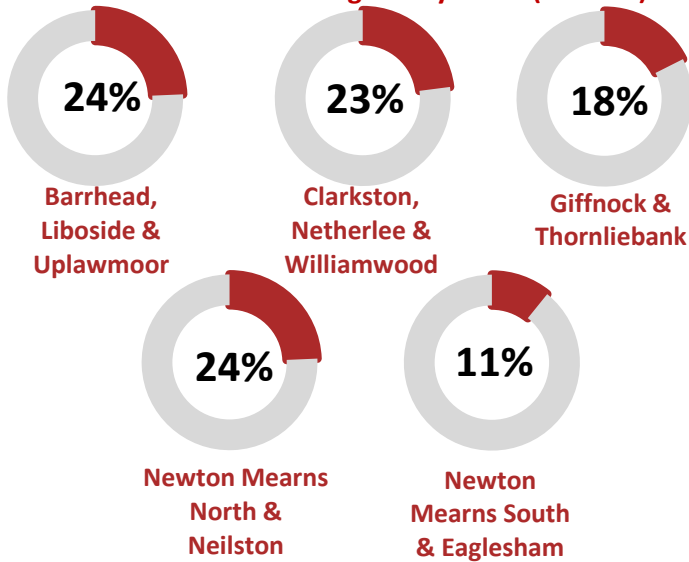
Performance Summary



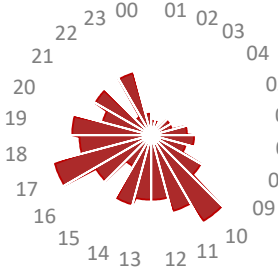
Unwanted Fire Alarm Signals



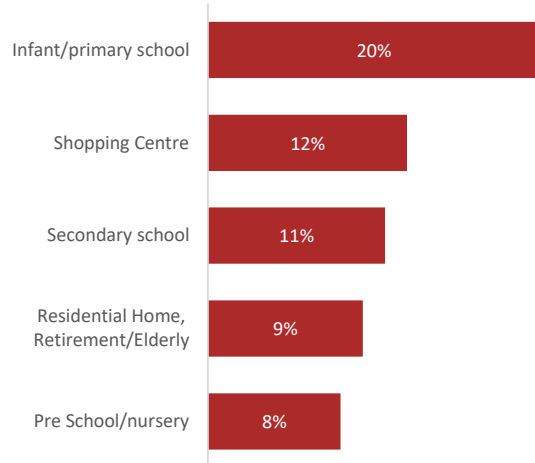
Unwanted Fire Alarm Signals by Ward (% share)



Unwanted Fire Alarm Signals by Time of Day



Unwanted Fire Alarm Signals - Top 5 Premises



Unwanted Fire Alarm Signals Activity Ratios

UFAS Percentage Against all Incidents



26%

UFAS Percentage Against all False Alarms



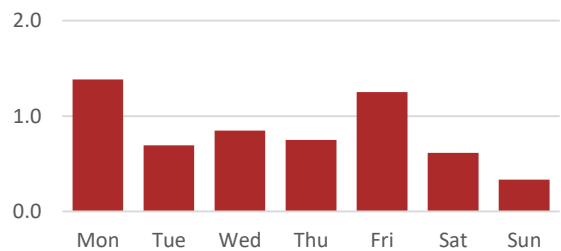
44%

Human Influence and Alarm Activations



47%

Average Unwanted Fire Alarm Signals per Day



It is disappointing to report a slight increase in Unwanted Fire Alarm Signals within both indicators with the majority again being within educational facilities with the cause primarily being accidental, system faults and cooking which highlights that the majority are avoidable and are being caused by either human error or deliberate action.