

Business Operations and Partnerships Department

Director of Business Operations & Partnerships: Louise Pringle

Council Headquarters, Eastwood Park, Giffnock, East Renfrewshire, G46 6UG

Phone: 0141 577 3000 Fax: 0141 577 3129

website: www.eastrenfrewshire.gov.uk

Date: 18 November 2022

When calling please ask for: Eamonn Daly (Tel. No 0141-577-3023)

e-mail: eamonn.daly@eastrenfrewshire.gov.uk

TO: Councillors O O'Donnell (Chair); A Anderson (Vice Chair); C Bamforth; D Devlin; K Pragnell; and G Wallace.

CABINET (POLICE & FIRE)

A meeting of the Cabinet (Police and Fire) will be held in the Council Chamber, Council Headquarters, Eastwood Park, Giffnock on **Thursday, 24 November 2022 at 10.00am.**

The agenda of business is as shown below.

Louise Pringle

L PRINGLE

DIRECTOR OF BUSINESS OPERATIONS & PARTNERSHIPS

AGENDA

1. **Report apologies for absence.**
2. **Declarations of Interest.**
3. **Police Scotland - Performance Report for the Second Quarter of 2022/23 - Report by Divisional Commander (copy attached, pages 3 - 4).**
4. **Scottish Fire and Rescue Service (SFRS) - Performance Report for the Second Quarter of 2022/23 – Report by Group Commander (copy attached, pages 5 - 16).**

This document can be explained to you in other languages and can be provided in alternative formats such as large print and Braille. For further information, please contact Customer First on 0141 577 3001 or email customerservices@eastrenfrewshire.gov.uk

A recording of the meeting will also be available following the meeting on the Council's YouTube Channel <https://www.youtube.com/user/eastrenfrewshire/videos>

BLANK PAGE



Keeping People Safe in East Renfrewshire

Introduction



As Local Police Commander for East Renfrewshire, I am pleased to provide this report relating to our performance and policing priorities up to the end of the 2nd quarter of the 2022-23 financial year.

We now find ourselves working within a new post pandemic period, with new challenges surrounding the cost of living crises on the horizon. Working with our partners across East Renfrewshire, we continue to remain focussed upon the local policing priorities identified by our communities in our 2020-2023 Policing Plan.

This quarter has seen us move out of the successful summer period where we had the effective delivery of our summer safety campaign. People from inside and outside of East Renfrewshire benefited from the safe environments we created with our partners in the Safe East Ren Group. Through our joint approach to safer parks, open spaces and water safety for all, we saw an overall reduction in antisocial behaviour.

The Public Health approach to policing continues to be one of our key strategic methods in delivering policing. Public Health is at the heart of how we approach policing and the Greater Results In Partnership (GRIP) group in East Renfrewshire is an excellent example of this approach. I look forward to developing this and other projects and partnerships making a positive impact across East Renfrewshire.

Acquisitive Crime

During this reporting period 61 premises have been recorded as broken into (including attempts), this a drop of 28% on the 5 year average. We have successfully detected 25% of these offence types during this period. Dwelling houses account for 33 of these offences, this is the same number as last year, but 18% down on the 5 year average. Greater Glasgow Division has established a dedicated specialist team to assist local offices in dealing with the increased sophistication of these crimes.



Local Policing Priority: Crime (Crimes of dishonesty)

Fairer East Ren Plan: Reducing social isolation, loneliness & increased safety

Overall crimes of dishonesty in Q2 are 30% higher than the same period last year and 6% higher than the five year average figure. Theft by shoplifting has increased 40% compared with last year and is heading towards pre Covid levels. This area remains under review as the cost of living crisis escalates. We continue to work with local retailers and Retailers Against Crime to strengthen preventative measures. Fraud continues to see an increase year on year with 126 offences recorded this year, this is up 20 from last year. We are working closely with Trading Standards and local groups to highlight known scams and to educate people on simple steps we can all take to protect ourselves.

East Renfrewshire Local Police Plan (2020-2023) Quarterly Report (2022-23 Q2: Jul to Sept 2022)

Public Protection

Local Policing Priority: Crime (Sexual Offences)

There have been 56 sexual crimes recorded up to and including Q2, this shows no change compared against the five year average for this crime group. The detection rate has increased since Q1 and is up to 38%. There have been 5 reported rapes or attempted rapes over this period which is lower than the 5 year average of 8. There has been a successful detection rate of 40% over this period for these offences.



Local Policing Priority: Crime (Violent Crime)

Fairer East Ren Plan: Reducing social isolation, loneliness & increasing safety

Over this period, there have been 2 attempt murders with both being successfully detected. Serious Assaults are down 50% on last year with a successful detection rate of 71%. Domestic abuse continues to be a high volume area of concern where we rightly focus resourcing and attention. There have been 256 Domestic Abuse incidents, this is slightly down on last year (-5%) and the 5 year average (-2%). Domestic incidents involving crimes reached 112, we successfully detected 82 individual offences during this period. We continue to work with and learn from victims, their experiences and their input is vital to help focus and adapting our approach. Our successful annual '16 Days of Action Campaign' works to end violence against women and girls. This campaign sees Police Scotland along with partners and survivors of domestic abuse deploy a wide range of tactics to tackle this area of crime.

Drug Dealing & Use

Local Policing Priority: Crime (Drug Supply & Manufacture)

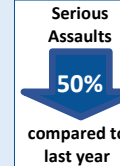
Fairer East Ren Plan: Reducing social isolation, loneliness & increasing safety



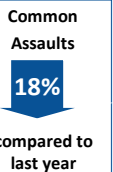
During this period there was a 100% detection rate for the 62 drug offences recorded. There has been a 40% drop in recorded offences compared to last year. We have successfully detected 2 offences of production, manufacturing or cultivation of drugs and 4 offences of supply of drugs including possession with intent to supply.

We continue to work with others to build our intelligence picture in order to target those effecting our communities with the unlawful supply of controlled drugs.

Violent Crime



Serious Crimes of violence are up to 36 this year compared with 32 at same time last year. Whilst offences were up overall, we only saw 7 serious assaults recorded over this period, which is down 50% on last year. This period also saw us record successful detections in 71% of serious assaults.



Local Policing Priority: Crime (Violent Crime)

Fairer East Ren Plan: Reducing social isolation, loneliness & increasing safety

As reported previously, we detected offenders for both attempt murders that took place during this quarter. Up to and including Q2, reports of robberies were up to 8 from 4 for the same period last year. We also recorded a 75% detection rate during this period for robberies. Less serious violent offences such as common assault are down 18% on last year.

Antisocial Behaviour & Disorder



Complaints regarding disorder are down 23% on last year and sit at 969 for this reporting period. Whilst vandalism offences are down 15% on the 5 year average, they have increased by 31 compared to last years figure of 149.



Local Policing Priority—Crime (Disorder & Antisocial behaviour)

Fairer East Ren Plan—Reducing social isolation, loneliness and increasing



Up to and including Q2, there were 27 offences recorded that involved weapons or bladed weapons which is lower than the 5 year average and a detection rate of 59%.

Anti-social behaviour and disorder is often fuelled by alcohol and drug misuse. Mental health can also impact on an individuals ability to reduce offending. Only through collective and effective partnership working will these triggers be addressed. Our investment in the work of the Alcohol and Drug Partnership (ADP) and our successful Greater Results in Partnership (GRIP) group tackle these issues head on. Through weekly tasking meetings and daily information sharing we ensure the right support and agencies are involved. This Public Health approach to policing is at the core of our methodology and will lead to a reduction of complaints received across all agencies.

CRIME

Our Area of Focus: Violent Crime

In July a 41 year old man was threatened at knifepoint and his dog stolen. Our robust and effective call handling process ensured that a number of police resources, including specialist resource units, were deployed promptly and a 26 year old man was arrested and charged with this crime. In the same month, a 35 year old man was assaulted and struck with a golf club within the Rouken Glen area following an altercation with other males. Through rigorous investigation, a 22 year old man was identified as being responsible and was subsequently arrested and charged.

Our Area of Focus: Drug Supply and Manufacture

During the second quarter of this reporting period, offices have continued to target individuals and groups who are involved in the supply of controlled drugs. In September, officers whilst on patrol in the Newton Mearns area observed a vehicle stopped in a suspicious manner. The driver was detained under Misuse of Drugs legislation and found to be in possession of a quantity of controlled drugs and money which was seized under proceeds of crime. The 24 year old male driver was charged and reported to court. We continue to overlay our public health approach to support harm from addiction and reduce offending.

Our Area of Focus: Crimes of Dishonesty

As highlighted earlier in this report, the prevalence of crimes relating to fraud has increased both locally in East Renfrewshire and across the United Kingdom. Criminals continue to develop ever changing methods to commit fraud and often utilise communications networks and the internet to target vulnerable individuals. Whilst victims of fraud can come from all age groups, we remain alert to criminals attempting to coerce vulnerable residents to attend in person at banks to transfer or withdraw large sums of cash. Investigating fraudulent crimes can be complex in investigation and require specialist skills, technological expertise as well as support from financial institutions and organisations. During this last reporting period over £132,000 has been recovered for complainers subject to bank or online fraud.

In August, a number of business and commercial properties were broken into within the Giffnock area. Local community officers engaged with the businesses to offer crime prevention advice and support. Investigations continued and through diligent investigations and intelligence gathering, a 39 year old man was identified as being responsible and arrested where he remained custody for court.

PROTECTING VULNERABLE PEOPLE

Our Area of Focus: Vulnerable Road Users

Positively influencing driver behaviour and improving road safety remains a local priority as identified by East Renfrewshire residents. Police officers have responded to community concerns about speeding vehicles and have carried out a number of speed checks across the area. This has resulted in 23 drivers being detected in relation to speeding offences. 27 drivers detected using their mobile phone whilst driving which is an increase of 69%. Unfortunately our officers are still encountering individuals who drive their vehicles under the influence of alcohol and/or drugs.

An 18 year old male was arrested after police officers observed him to be driving his motor vehicle dangerously and at speed within the Clarkston area. The driver failed to stop for officers and specialist resources including the Force Helicopter, were deployed to ensure the male was stopped and presented no further risk to the public or police. The male was charged with a total of six offences including dangerous driving, failing a roadside breath test and driving whilst disqualified. The proactive engagement along with the swift arrest, ensured a dangerous driver was removed from inflicting any further harm in our community.

Our Areas of Focus: Domestic Abuse— Adult Protection—Child Protection

Tackling domestic violence and ensuring survivors have the confidence to come forward remains a local and national priority. Our officers work collaboratively with statutory and third sector partners to improve outcomes for those experiencing violence and abuse, tackling those perpetrators who harm our communities. In Q2, 13 perpetrators have been identified, arrested and charged in relation to breaking of bail conditions which have been set by Scottish Courts. We actively ensure bail conditions are adhered to in order to protect the survivor, their family and the community.

Our Areas of Focus: Young People

Our campus officers continue to engage and build on the excellent relationships they have with the school communities ranging from pupils, to parents and beyond. The officers continued success with their bespoke East Renfrewshire Youth Summer Project has developed and encouraged other organisations to take part. Early planning is underway to ensure we repeat this success next year. This quarter saw our campus team bring SMASHED Live to 4 High Schools within East Renfrewshire. These performances highlight the dangers of under aged alcohol consumption. This was performed by Collingwood Theatre Group as part of a UK wide tour.



CONCLUSION

As Local Policing Commander for East Renfrewshire, I am pleased to present the Cabinet Report for the 2nd Quarter of the year.

The cabinet Report outlines just some of the work being undertaken by our officers who continue to target offenders, support victims and assist the most vulnerable across East Renfrewshire. We continue to work with all our partners to improve the joint services we provide to our communities which supports our Public Health approach to policing. As we move forward I know that the cost of living crisis will impact how we all work. In recognition of this we have added poverty as a strand of our Public Health approach to policing to ensure it gets the focus and attention it deserves.

We will continue to deliver the highest standard of policing in these challenging times and I thank you for your continued support.

Chief Superintendent Mark Sutherland
Divisional Commander



**East Renfrewshire Performance Report
1st July 2022 - 30th September 2022**



SCOTTISH
FIRE AND RESCUE SERVICE
Working together for a safer Scotland

**Working together
for a safer Scotland**

BLANK PAGE

East Renfrewshire Performance Report

Table of Contents

Local Fire and Rescue Service Plan Priorities	3
East Renfrewshire Activity Summary	4
Domestic Safety - Accidental Dwelling Fires	5
Domestic Safety - Accidental Dwelling Fire Casualties	6
Unintentional Injury and Harm	7
Deliberate Fire Setting	8
Non-Domestic Fire Safety	9
Unwanted Fire Alarm Signals	10

BLANK PAGE

Local Fire and Rescue Service⁹ Plan Priorities

The Local Fire and Rescue Service Plan has been developed to set out the priorities and objectives within East Renfrewshire and allows our local authority partners to scrutinise the performance outcomes of these priorities. We will continue to work closely with our partners in East Renfrewshire to ensure we are all “Working Together for a Safer Scotland” through targeting risks to our communities at a local level.

The plan has been developed to complement key partnership activity embedded across East Renfrewshire Community Plan and associated Delivery and Thematic plans. Through partnership working we will seek to deliver continuous improvement in our performance and effective service delivery in our area of operations.

The Local Fire and Rescue Plan for East Renfrewshire identified six areas for demand reduction and is subject to regular monitoring and reporting through the Police / Fire and Rescue Committee. A summary of the priorities and current activity is detailed below with further detail and analysis contained within this performance report.

	Accidental Dwelling Fires	Accidental Dwelling Fire Casualties	Unintentional Injury and Harm	Deliberate Fire Setting	Non-Domestic Fire Safety	Unwanted Fire Alarm Signals
Barrhead, Liboside & Uplawmoor	2	0	2	14	0	13
Clarkston, Netherlee & Williamwood	0	0	3	3	0	14
Giffnock & Thornliebank	4	0	0	13	2	30
Newton Mearns North & Neilston	2	0	2	6	1	21
Newton Mearns South & Eaglesham	2	0	2	3	2	14

Total Incidents	10	0	9	39	5	92
Year on Year Change	● -38%	▲ 0%	● -36%	● -24%	◆ 150%	◆ 21%
3 Year Average Change	● -11%	● -100%	● -13%	◆ 8%	◆ 13%	◆ 3%

About the statistics within this report

The activity totals and other statistics quoted within this report are published in the interests of transparency and openness. They are provisional in nature and subject to change as a result of ongoing quality assurance and review. Because all statistics quoted are provisional there may be a difference in the period totals quoted in our reports after local publication which result from revisions or additions to the data in our systems. The Scottish Government publishes official statistics each year which allow for comparisons to be made over longer periods of time.

- Activity levels have reduced by more than 5%
- ▲ Activity levels have reduced by up to 5%
- ◆ Activity levels have increased overall

East Renfrewshire Activity Summary ¹⁰



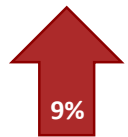
fires
primary &
secondary



special
services



false
alarms



313
total number of
incidents



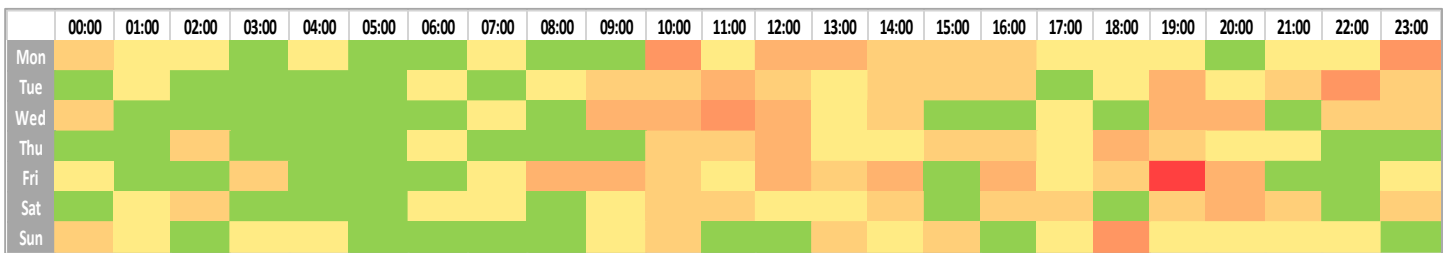
10
fire & non-fire
casualties



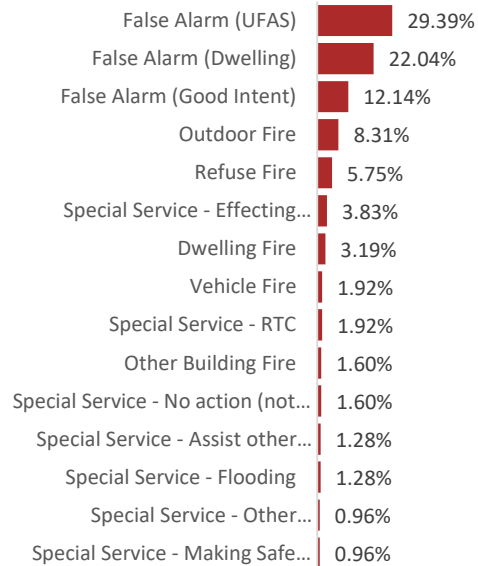
£181,240
economic cost of
ufas incidents

*data above is year on year change

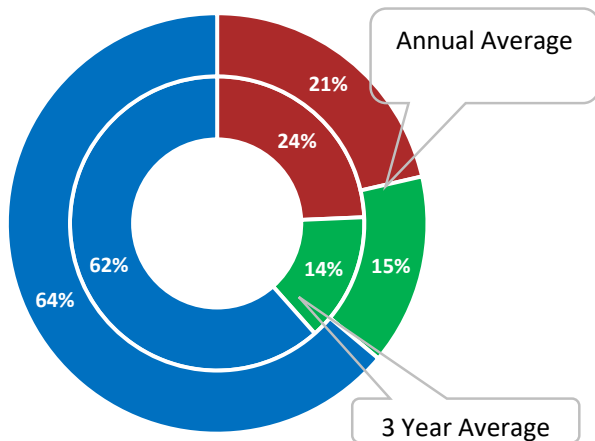
Activity by Time of Day



Top 15 Incidents Types by %

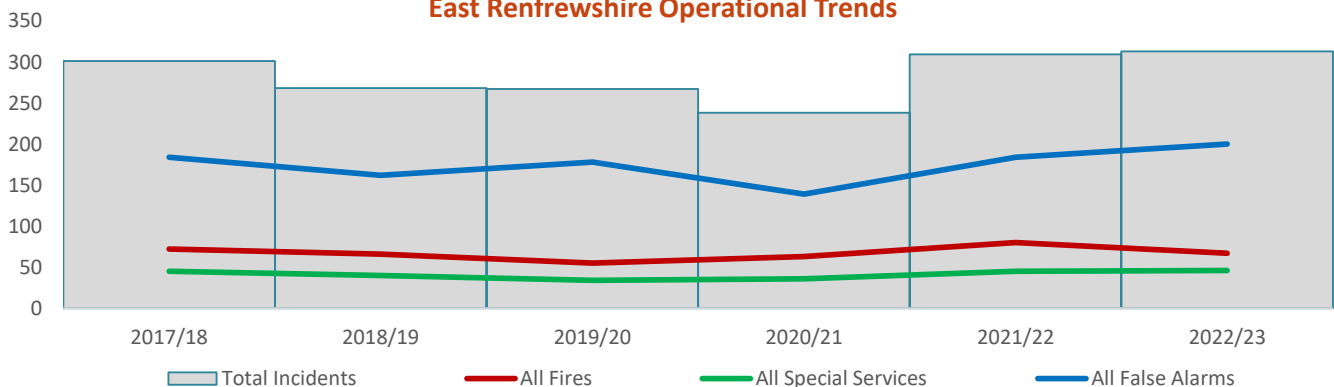


Incidents by Classification



■ All Fires ■ All Special Services ■ All False Alarms

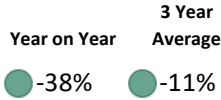
East Renfrewshire Operational Trends



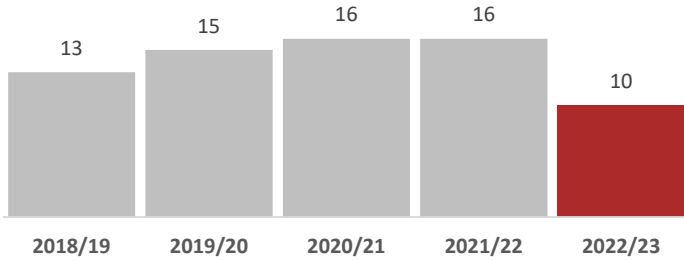
Domestic Safety - Accidental Dwelling Fires



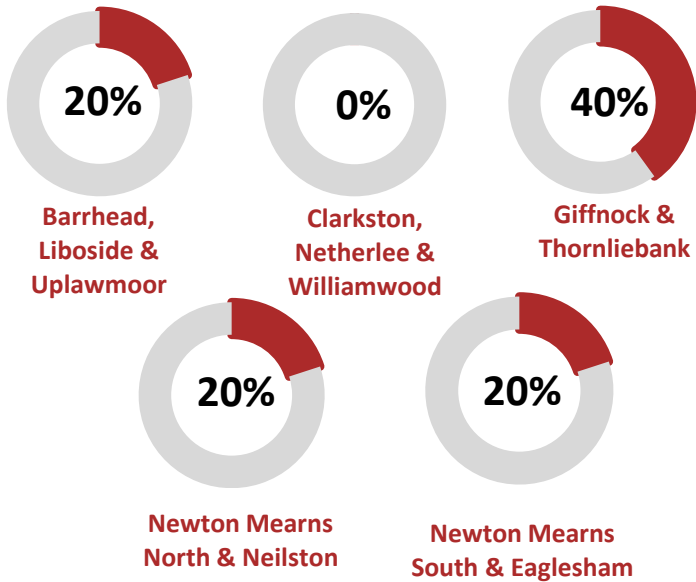
Performance Summary



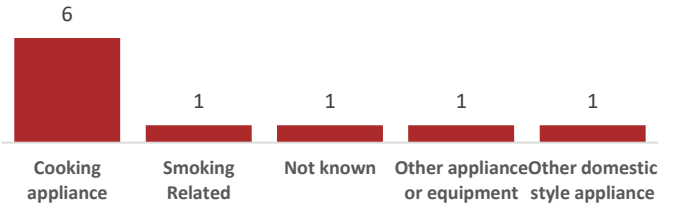
Accidental Dwelling Fires



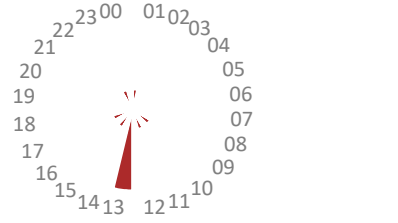
Accidental Dwelling Fires Activity by Ward (% share)



Main Source of Ignition



Accidental Dwelling Fires by Time of Day



Severity of Accidental Dwelling Fires



Human Factors



Automatic Detection & Actuation

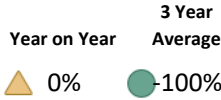


You will note a significant decrease of 38% on the year on year indicator and 11% on the 3 year average. Cooking is again the main contributor, accounting for 60% of the activity, however, it is positive to note that detection was present in 92% of the premises and the detection actuated in 83% of them, thus giving early warning. This reaffirms public awareness in relation to the importance of the installation and maintenance of fire detection within the home.

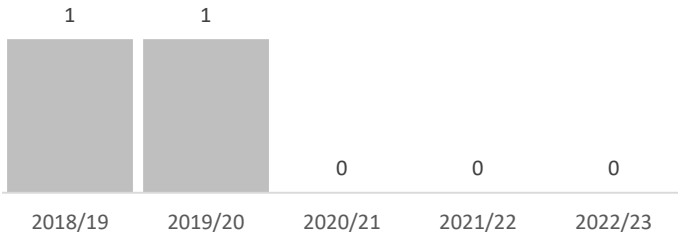
Domestic Safety - Accidental Dwelling Fire Casualties




Performance Summary



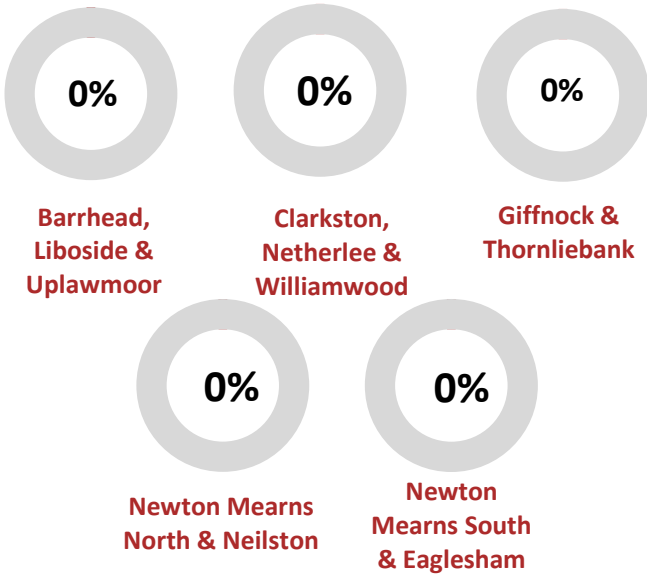
Accidental Dwelling Fires Casualties




Fire Casualties by Time of Day



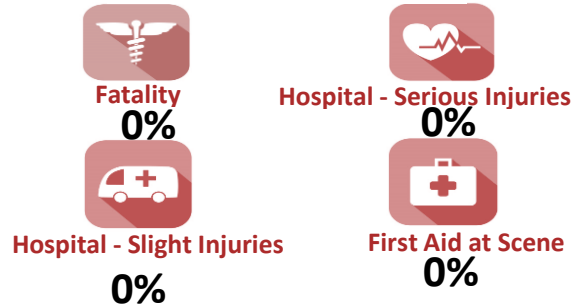
Accidental Dwelling Fire Casualties by Ward (% share)



Nature of Injury



Extent of Harm

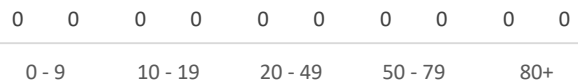


Male
0%

Age / Gender Profile



Female
0%

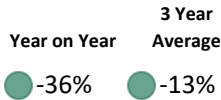


It is positive to report that there have been no accidental dwelling fire casualties in this reporting period. This is the same as last year and there is also a reduction of 100% on the 3 year average.

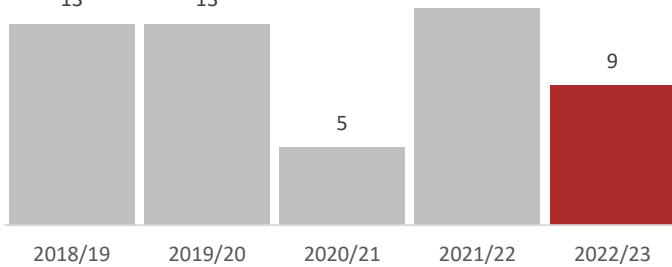
Unintentional Injury and Harm ¹³



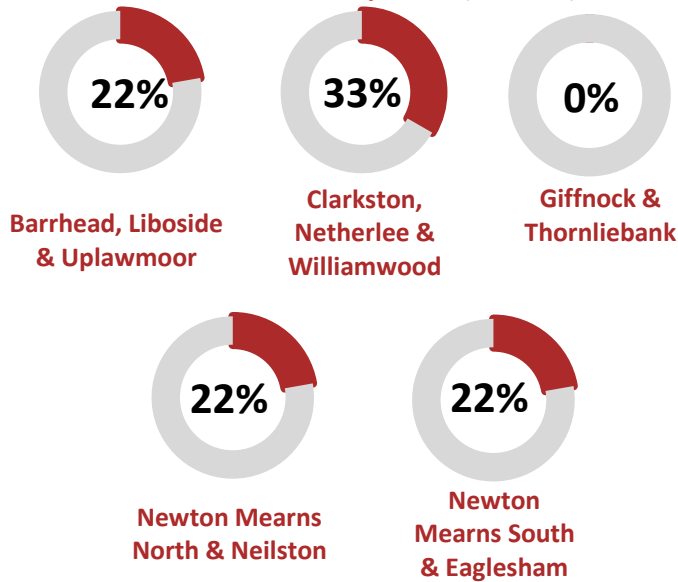
Performance Summary



Non-Fire Casualties

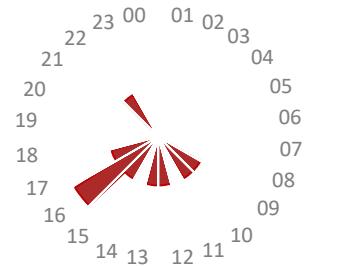


Non-Fire Casualties by Ward (% share)

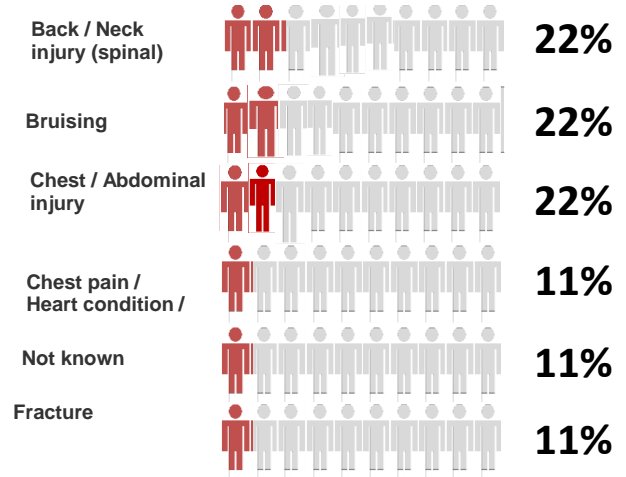


It is pleasing to note that we have had a 36% decrease on the year on year indicator for this reporting period and a 13 % decrease on the 3 year average.

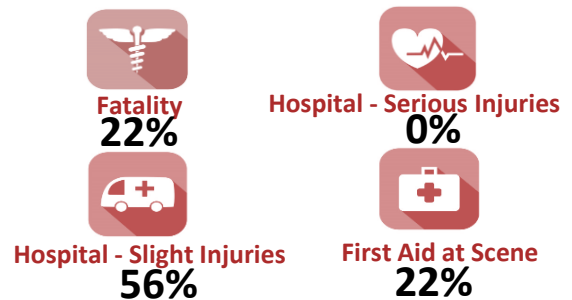
Non-Fire Casualties by Time of Day



Nature of Injury



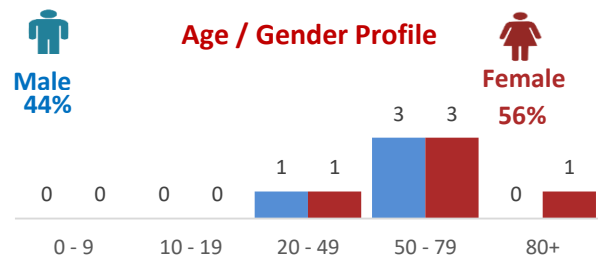
Extent of Harm



Non-Fire Emergency Activity



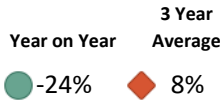
Age / Gender Profile



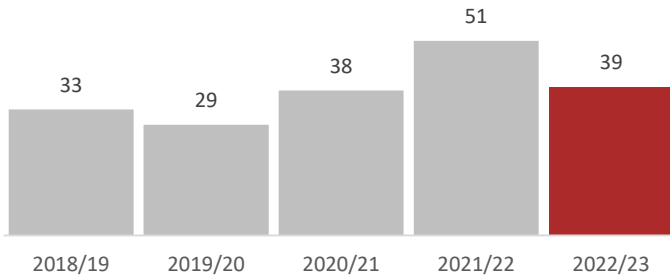
Deliberate Fire Setting



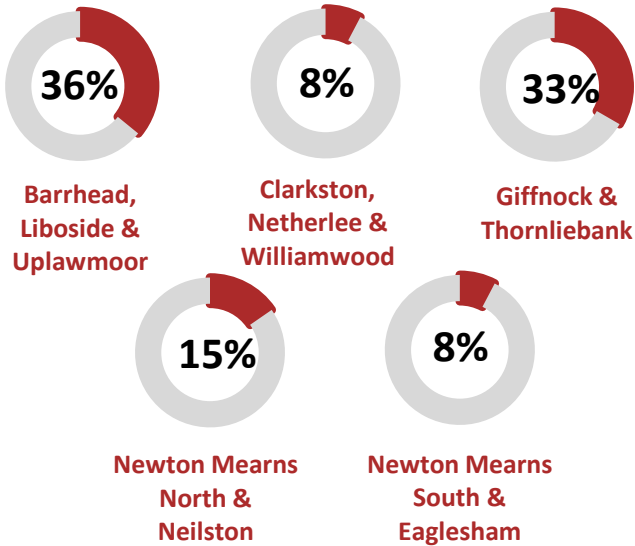
Performance Summary



Deliberate Fires



Deliberate Fires by Ward (% share)

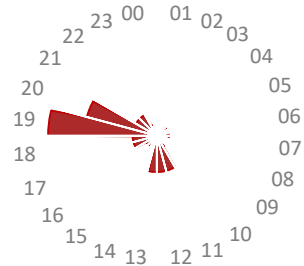


Definitions

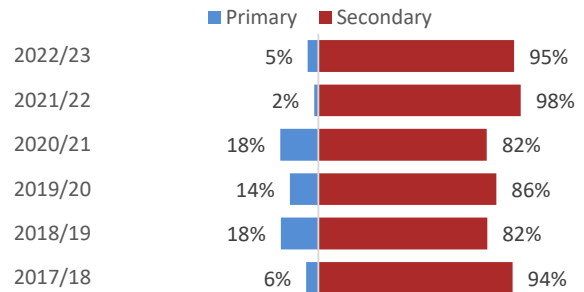
Primary Fires - all fires in buildings, vehicles and outdoor structures or any fire involving casualties, rescues or fires attended by five or more appliances

Secondary Fires - fire incidents that did not occur at a primary location, was not a chimney fire in an occupied building, did not involve casualties (otherwise categorised as a primary incident) and was attended by four or fewer appliances.


Deliberate Fires by Time of Day




Deliberate Fires by Classification



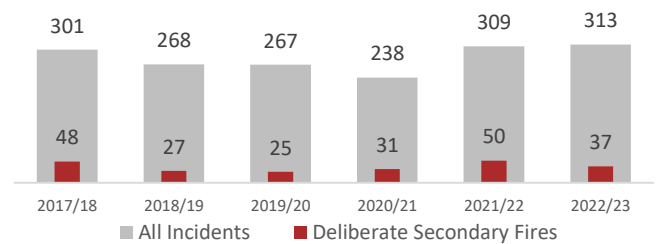
Primary Fire Ratio by Activity Type



Secondary Fire Ratio by Activity Type



Deliberate Fires Compared to Operational Activity



It is pleasing to report a significant reduction of 24% in deliberate fire setting within the year on year indicator and a slight increase of 8% on the three year average. The vast majority of these were secondary fires within grassland and refuse fires occurring during the school holidays.

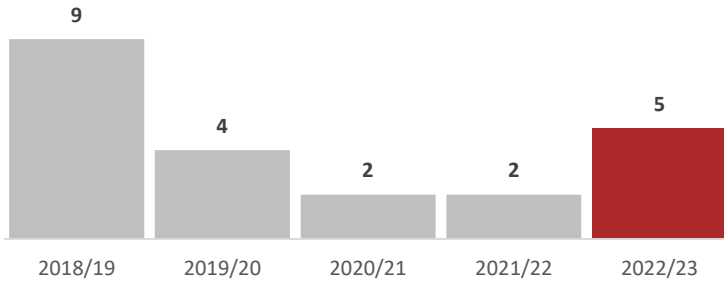
Non Domestic Fire Safety



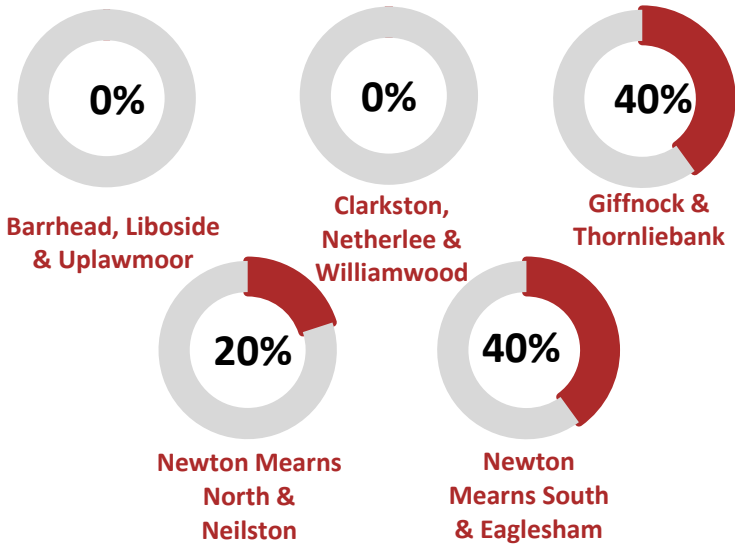
Performance Summary

Year on Year **150%** 3 Year Average **13%**

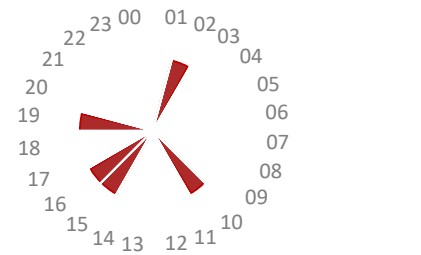
Non Domestic Fires



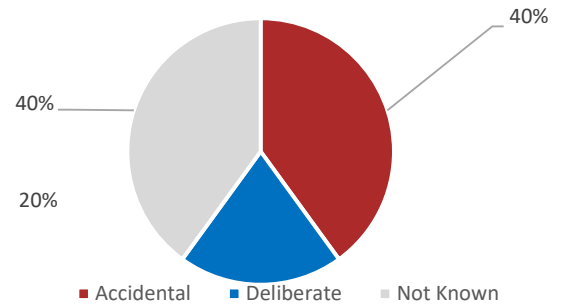
Non-Domestic Fires by Ward (% share)



Non-Domestic Fires by Time of Day



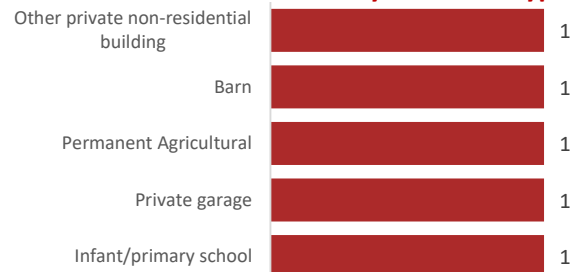
Non-Domestic Fires by Nature of Origin



Severity of Non-Domestic Fires



Non-Domestic Fires by Premises Type

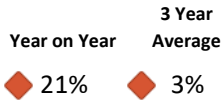


There has been a significant increase in non-domestic fires in the year on year indicator and a small increase on three year average. However, it is important to note that this is against historically low figures.

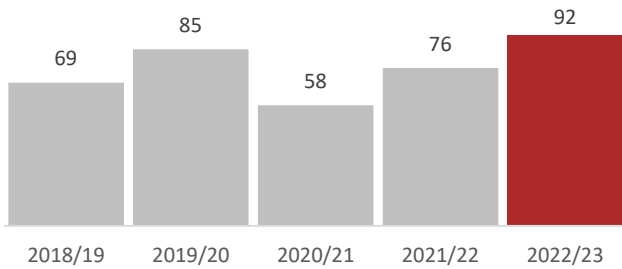
Unwanted Fire Alarm Signals



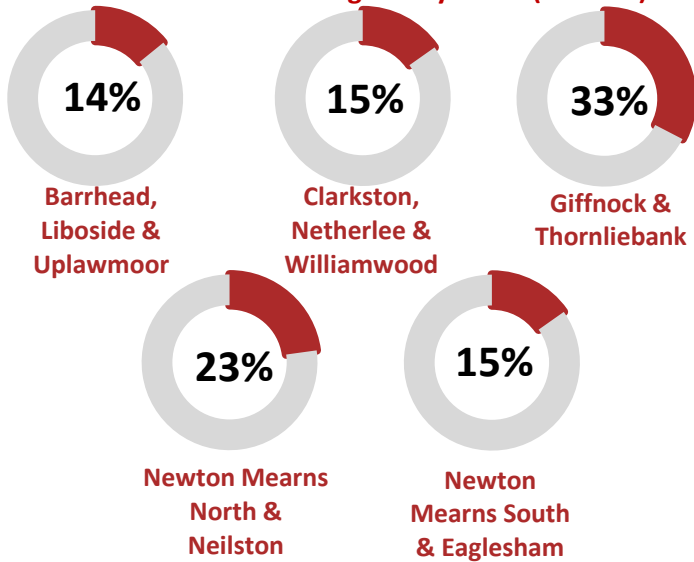
Performance Summary



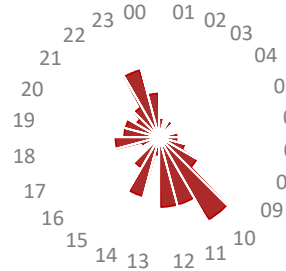
Unwanted Fire Alarm Signals



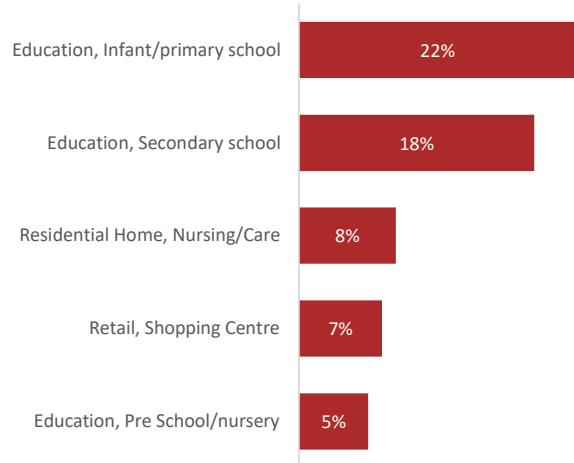
Unwanted Fire Alarm Signals by Ward (% share)



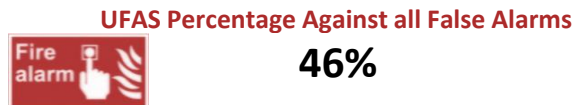
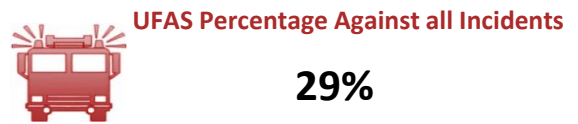
Unwanted Fire Alarm Signals by Time of Day



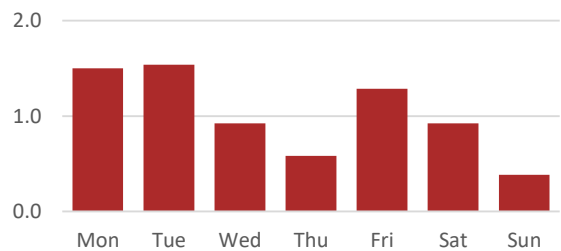
Unwanted Fire Alarm Signals - Top 5 Premises



Unwanted Fire Alarm Signals Activity Ratios



Average Unwanted Fire Alarm Signals per Day



It is disappointing to report an increase in Unwanted Fire Alarm Signals within both indicators with the majority again being within educational facilities with the primary cause being accidental, system faults or contaminants. This again highlights that the majority are avoidable and are being caused by either human error, lack of maintenance or deliberate action.