

**Business Operations and Partnerships Department**

**Director of Business Operations & Partnerships: Louise Pringle**

Council Headquarters, Eastwood Park, Giffnock, East Renfrewshire, G46 6UG

Phone: 0141 577 3000 Fax: 0141 577 3129

website: [www.eastrenfrewshire.gov.uk](http://www.eastrenfrewshire.gov.uk)

Date: 9 June 2023

When calling please ask for: John Burke (Tel. No 0141-577-3026)

e-mail: [john.burke@eastrenfrewshire.gov.uk](mailto:john.burke@eastrenfrewshire.gov.uk)

TO: Councillors O O'Donnell (Chair); A Anderson (Vice Chair); C Bamforth; D Devlin; K Pragnell; and G Wallace.

**CABINET (POLICE & FIRE)**

A meeting of the Cabinet (Police and Fire) will be held in the Council Chamber, Council Headquarters, Eastwood Park, Giffnock on **Thursday, 15 June 2022 at 10.00am.**

The agenda of business is as shown below.

**Louise Pringle**

L PRINGLE

DIRECTOR OF BUSINESS OPERATIONS & PARTNERSHIPS

**AGENDA**

1. **Report apologies for absence.**
2. **Declarations of Interest.**
3. **Police Scotland - Performance Report for the Fourth Quarter of 2022/23 - Report by Divisional Commander (copy attached, pages 3 - 4).**
4. **Scottish Fire and Rescue Service (SFRS) - Performance Report for the Fourth Quarter of 2022/23 – Report by Group Commander (copy attached, pages 5 - 16).**

This document can be explained to you in other languages and can be provided in alternative formats such as large print and Braille. For further information, please contact Customer First on 0141 577 3001 or email [customerservices@eastrenfrewshire.gov.uk](mailto:customerservices@eastrenfrewshire.gov.uk)

A recording of the meeting will also be available following the meeting on the Council's YouTube Channel <https://www.youtube.com/user/eastrenfrewshire/videos>

BLANK PAGE

### Introduction



As Local Police Commander for East Renfrewshire, I am pleased to provide this report relating to our performance and policing priorities for Q4 of the financial year 2022-23. The information contained within this report allows us to provide an overview of the challenges we faced and successes we delivered over the last 12 months. I am also delighted to update you that our East Renfrewshire Local Police Plan for period 2023-2026 is now being published after approval by the Authority. This plan outlines our priorities and objectives for the forthcoming period which will be delivered through our Public Health approach to policing. I would like to extend my gratitude to everyone who took time to review and feedback on our plan allowing us to shape our activities to best meet the needs of the community. This quarter has also seen us move towards lighter nights and better weather. Planning is already underway with our partners across the Authority to ensure the residents and visitors to East Renfrewshire enjoy our open spaces in a safe and secure way. A prime illustration of this is our Community Policing led water safety group. Since this group was established it has now developed into a Partnership Approach to Water Safety group (PAWS). This is an excellent example of partners working together to deliver safer outcomes for our communities in East Renfrewshire.

### Public Protection

There were an additional 28 Sexual Crimes recorded since the last reporting period, which brings the total for 2022/23 to 111. Whilst this is an increase of 10 offences compared to last year, it is 7% lower than the 5 year average. There are 14 Sexual Offence categories, 5 have seen an increase in offences and 5 have seen a decrease, with 4 remaining static since last year. We have successfully detected 39% of all sexual crime offences over this period.



#### Local Policing Priority: Crime (Sexual Offences)

In line with the 3 year average, there were 224 domestic incidents recorded all criminal in nature. This accounts for 40% of all domestic incidents recorded in East Renfrewshire. Where a Domestic Abuse related crime has been established we have successfully detected 47% of these offences. Our Local Policing teams are supported by dedicated domestic abuse investigators from our divisional Public Protection Unit and Specialist National Resources.

### East Renfrewshire

### Local Police Plan (2020-2023)

### Quarterly Report 2022/23 Q4: Jan—March 2023

### Acquisitive Crime

Our communities in East Renfrewshire have felt the effect of acquisitive crime over the last year with theft by housebreaking having a significant impact. Substantial local, divisional and national resourcing has been focused on tackling this crime. This investment in time, effort and resources has delivered tangible results for our communities with key nominals arrested during this quarter.

Whilst the number of premises recorded as broken into (including attempts) has increased by 36 from last year, we remain 21% below the 5 year average. This crime type was affected by the restrictions on movement during COVID which placed more people at home for more often. Prior to these restrictions in 2019/20 there were 226 premises effected by this offence opposed to 129 for this year, this is a decrease of 43%.

We continue to monitor these offences in order to establish any trends that may help us to target offenders or locations. I want to thank our communities for working with us to tackle this highly emotive crime.



#### Local Policing Priority: Crime (Crimes of Dishonesty)

#### Fairer East Ren Plan: Reducing social isolation, loneliness & increasing safety

The total number of crimes of dishonesty in East Renfrewshire continues to follow the national trend and is slowly returning towards pre-pandemic levels. Against the 5 year average there has been a 3% increase across all of these offence types. Theft by shoplifting has increased, with 75 additional offences recorded this year compared to last year. The profile of offenders ranges from individuals to organised groups.

Significant arrests were made this year relating to organised criminals targeting East Renfrewshire retailers. Although the national trend is showing an increase in fraud, we have seen success by kerbing fraud offences across East Renfrewshire with a recorded 2% decrease bringing the total to 210 for the year. We will continue to work collaboratively with partners and tackle this crime.



### Violent Crime

#### Local Policing Priority: Crime (Violent Crime; Disorder & Antisocial behaviour) Fairer East Ren Plan: Reducing social isolation, loneliness & increasing safety



There have been 74 Non Sexual Crimes of Violence this year with no murders recorded in East Renfrewshire. There were 2 attempt murders both of which were successfully detected.

**Serious assaults** have reduced by 10% compared to last year and 23% compared to the 5 year average. The total number of offences involving an offensive or bladed weapon increased by 6% compared to last year.



We continue to target offenders with one in three stop searched carried out by officers in East Renfrewshire resulting in a positive detection.



There have only been 2 robberies or assault with intent to rob offences recorded since the last reporting period. This takes us to a total of 10 for this year. We have successfully detected 9 of those offences and we continue to work with our colleagues in specialist departments to support the victims and identify the perpetrators across this period.

### Anti-social Behaviour & Disorder



Whilst we see pockets of antisocial behaviour and disorder in parts of East Renfrewshire, the Authority wide figures show the number of complaints regarding disorder have reduced by 14% compared to last year. We know how these behaviours impact our communities and we continue to target hotspots with a multi-agency approach

#### Local Policing Priority—Crime (Disorder & Antisocial behaviour)

#### Fairer East Ren Plan—Reducing social isolation, loneliness & increasing safety



Fire-raising has increased to 33 for this reporting period. This figure is still 8% lower than the 5 year average. Common assaults are down by 7% and threatening and abusive behaviour is down by 4% on last year. Consuming alcohol in a public place has also decreased by 16% this year.

### Drug Dealing & Use

#### Local Policing Priority: Crime (Drug Supply & Manufacture)

#### Fairer East Ren Plan: Reducing social isolation, loneliness & increasing safety

Recorded drug crime has dropped by 16% compared to last year. There have been 143 offences recorded this year with a detection rate of 92%. Our public health approach to policing supports & protects young people and families by tackling this crime and arresting those who deal drugs in our communities. Our prevention & collaborative work is crucial in supporting this.



Please be aware that the data provided in this report is for information purposes to allow Board Members to conduct their scrutiny responsibilities.

Due to year end reconciliation processes it is not appropriate that the figures referred to in the report are used as official statistics.

**CRIME**

***Our Area of Focus: Violent Crime***

Violent crime remains low however, the reduction of violent crime in our communities remains a priority for local policing in East Renfrewshire. In February, a 34 year old male was seriously assaulted in the Barrhead area following an altercation with other males. The incident was observed by East Renfrewshire CCTV operators who immediately contacted police. Officers acted swiftly and bravely, rendering first aid to the victim who had sustained injuries consistent with a bladed weapon. Three males aged 35, 34 and 26 were arrested and charged with a number of offences. Also in February, staff working within a local licensed premises within the Thornliebank area were threatened by a male who presented a weapon and demanded money. A three figure sum and alcohol was stolen during the robbery and staff were extremely shaken. Colleagues from our criminal investigation department worked tirelessly to identify the person responsible and our uniform officers provided additional reassurance and support to the staff and community. A 38 year old male was subsequently identified, arrested and charged; and was held custody to appear at court following his arrest.

***Our Area of Focus: Drug Supply and Manufacture***

As previously mentioned, our officers have continued to target those individuals and organised crime groups who are involved in the production and supply of drugs. In early January, our community officers searched a property in the Neilston area. A 50 year old male was arrested for being concerned in the production of cannabis plants. A report has been submitted to the Procurator Fiscal. Whilst acting upon intelligence, our colleagues from our Specialist Crime Division executed a search warrant at a property in Barrhead. A 40 year old male was arrested for being concerned in the supply of benzodiazepines and cannabis.

***Our Area of Focus: Crimes of Dishonesty***

Our focus remains on protecting the most vulnerable people in our communities. We continue to work with our partners in specialist departments such as the economic and financial investigation unit, to ensure a high quality approach to protection and investigation as well as support to victims, businesses and the wider community.

In March, a 34 year old male was arrested and charged with fraud after receiving a four-figure sum of money for landscaping work which he never intended to carry out. After defrauding the victim, he refused to engage and tried to actively evade police however, we continue to pursue these individuals regardless of the passage of time.

**PROTECTING VULNERABLE PEOPLE**

***Our Area of Focus: Vulnerable Road Users***

In January 2023, police received reports relating to drivers concerned about an elderly male riding a mobility scooter with no lights and inappropriately dressed for the inclement weather and time of night. Officers attended the location last seen and could find no trace. Officers undertook a full search despite no information on his identity and through their diligence and investigation skills, located the 75 year old male and his scooter within a field. The male had fallen from his scooter and was unable to move due to his poor mobility and exposure to treacherous winter conditions. The officers acted swiftly and heroically preventing further risk or injury to the male.

Road safety remains a key priority for East Renfrewshire residents and we continue to work with our partners and carry out proactivity to influence driver behaviour and detect, deter and disrupt those who cause harm. During this quarter, a 34 year old male was arrested after driving his vehicle whilst unfit through drugs. He was charged with numerous road traffic offences and his vehicle was seized.

***Our Areas of Focus: Domestic Abuse— Adult Protection—Child Protection***

Our focus remains on protecting the most vulnerable people in our communities. We continue to work with our partners in specialist departments such as divisional rape and child abuse units to ensure a high quality approach to protection and investigation as well as support to survivors and their loved ones.

In March, a 27 year old male was arrested after he failed to comply with bail conditions set by the court with regards to a previous domestic assault. He showed flagrant disregard for the court conditions by attending at the survivor’s home address and assaulting a 25 year old female. Officers arrested the perpetrator and ensured he remained custody to court following being charged.

***Our Areas of Focus: Young People***

Following on from our successful East Renfrewshire Action on Alcohol event which took place in November 2022, we continue to engage with partners and our local schools to highlight the dangers of alcohol consumption and associated risks. As we prepare for our Safer Open Spaces and Safer Summer campaigns, our launch of our Community Alcohol Partnership is being prepared. This will help us identify local needs and aims to impact positively on underage drinking trends by targeting our hotspots and areas of concern. The results and impact of the partnership will be reported in Q1 of 2023/24.

Our campus officers are continuing with their programme of events and inputs within all our schools focussing on wellbeing and keeping safe. Planning has commenced for their summer diversionary programme which includes a varied and exciting range of activities!



**CONCLUSION**

As Local Policing Commander for East Renfrewshire, I am pleased to present the Cabinet Report for the 4th Quarter of the year 2022/2023.

As stated earlier, this Cabinet Report outlines some of the challenges and successes we have faced and delivered in East Renfrewshire. I am immensely proud of our officers and staff, their professionalism and resilience is clear to see. Our teams are many things to many people, from Campus Officers providing pastoral support, to local authority liaison officers coordinating responses, to frontline officers responding to people in crisis. We reflect society and we can only police with consent. I hope this report demonstrates our passion and commitment to policing in East Renfrewshire. We move forward into this new reporting year with a focus on the priorities set out by the people of East Renfrewshire. We will continue to deliver the highest standard of policing in these challenging times and I thank you for your continued support.

Chief Superintendent Mark Sutherland  
Divisional Commander





**East Renfrewshire Performance Report  
1st January 2023 - 31st March 2023**



**SCOTTISH**  
**FIRE AND RESCUE SERVICE**  
Working together for a safer Scotland

**Working together  
for a safer Scotland**

BLANK PAGE

# East Renfrewshire Performance Report

---

## Table of Contents

Local Fire and Rescue Service Plan Priorities	3
East Renfrewshire Activity Summary	4
Domestic Safety - Accidental Dwelling Fires	5
Domestic Safety - Accidental Dwelling Fire Casualties	6
Unintentional Injury and Harm	7
Deliberate Fire Setting	8
Non-Domestic Fire Safety	9
Unwanted Fire Alarm Signals	10

BLANK PAGE



# Local Fire and Rescue Service<sup>9</sup> Plan Priorities

The Local Fire and Rescue Service Plan has been developed to set out the priorities and objectives within East Renfrewshire and allows our local authority partners to scrutinise the performance outcomes of these priorities. We will continue to work closely with our partners in East Renfrewshire to ensure we are all “**Working Together for a Safer Scotland**” through targeting risks to our communities at a local level.

The plan has been developed to complement key partnership activity embedded across East Renfrewshire Community Plan and associated Delivery and Thematic plans. Through partnership working we will seek to deliver continuous improvement in our performance and effective service delivery in our area of operations.

The Local Fire and Rescue Plan for East Renfrewshire identified six areas for demand reduction and is subject to regular monitoring and reporting through the Police / Fire and Rescue Committee. A summary of the priorities and current activity is detailed below with further detail and analysis contained within this performance report.

	Accidental Dwelling Fires	Accidental Dwelling Fire Casualties	Unintentional Injury and Harm	Deliberate Fire Setting	Non-Domestic Fire Safety	Unwanted Fire Alarm Signals
<b>Barrhead, Liboside &amp; Uplawmoor</b>	1	0	5	12	1	22
<b>Clarkston, Netherlee &amp; Williamwood</b>	3	0	0	0	0	10
<b>Giffnock &amp; Thornliebank</b>	2	0	0	2	0	19
<b>Newton Mearns North &amp; Neilston</b>	1	0	1	5	0	11
<b>Newton Mearns South &amp; Eaglesham</b>	2	0	1	1	1	17

<b>Total Incidents</b>	<b>9</b>	<b>0</b>	<b>7</b>	<b>20</b>	<b>2</b>	<b>79</b>
<b>Year on Year Change</b>	-44%	0%	40%	-29%	0%	16%
<b>3 Year Average Change</b>	-15%	-100%	-7%	0%	-13%	-4%

## About the statistics within this report

The activity totals and other statistics quoted within this report are published in the interests of transparency and openness. They are provisional in nature and subject to change as a result of ongoing quality assurance and review. Because all statistics quoted are provisional there may be a difference in the period totals quoted in our reports after local publication which result from revisions or additions to the data in our systems. The Scottish Government publishes official statistics each year which allow for comparisons to be made over longer periods of time.

- Activity levels have reduced by more than 5%
- Activity levels have reduced by up to 5%
- Activity levels have increased overall

# East Renfrewshire Activity Summary <sup>10</sup>



35

fires  
primary &  
secondary



46

special  
services



152

false  
alarms



233  
total number of  
incidents



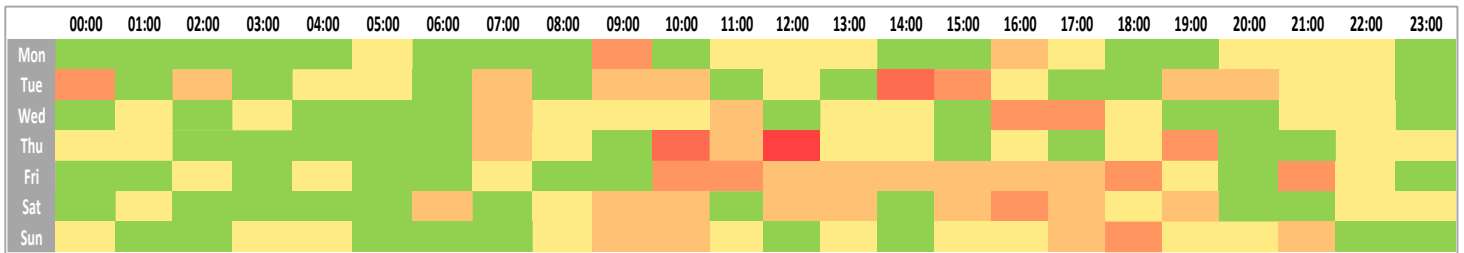
7  
fire & non-fire  
casualties




£155,630  
economic cost of  
ufas incidents

\*data above is year on year change

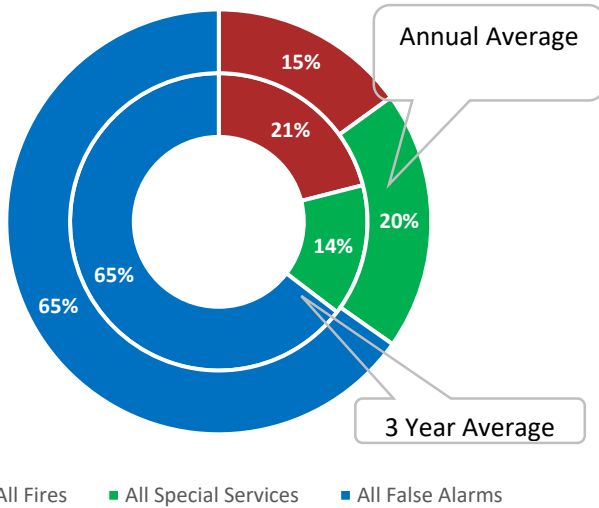
## Activity by Time of Day



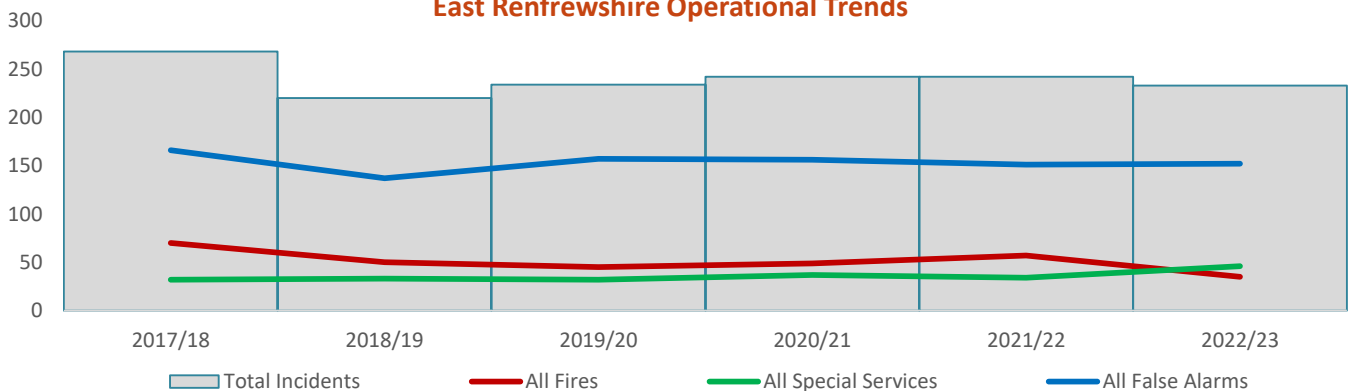
## Top 15 Incidents Types by %



## Incidents by Classification



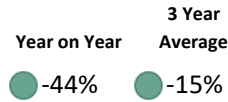
## East Renfrewshire Operational Trends



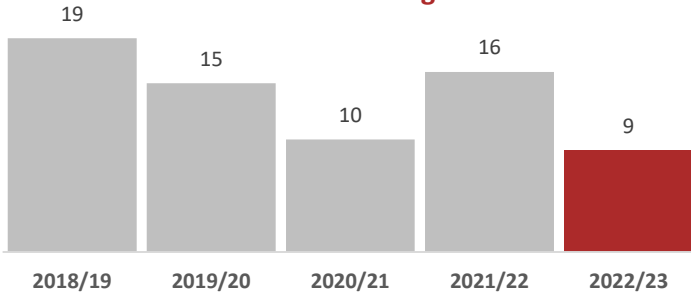
# Domestic Safety - Accidental Dwelling Fires



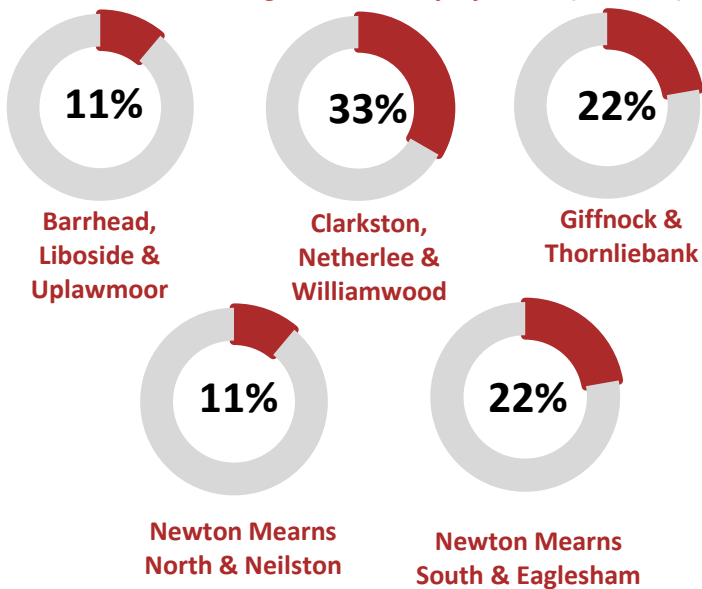
## Performance Summary



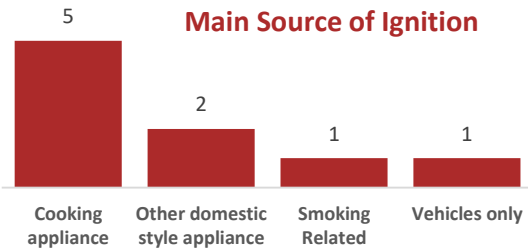
## Accidental Dwelling Fires



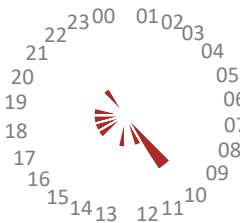
## Accidental Dwelling Fires Activity by Ward (% share)



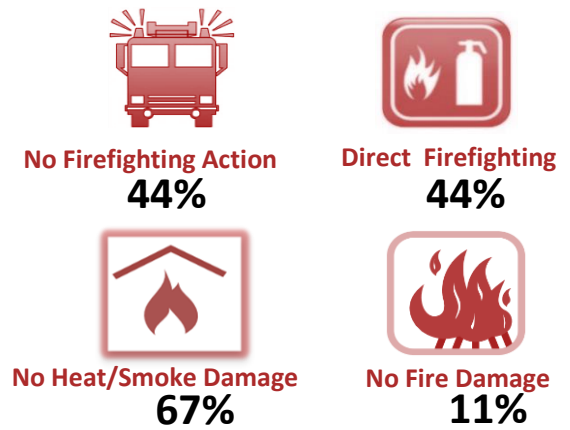
## Main Source of Ignition



## Accidental Dwelling Fires by Time of Day



## Severity of Accidental Dwelling Fires



## Human Factors



## Automatic Detection & Actuation



It is positive to note a significant decrease in the year on year indicator of 44% and a 15% reduction against the three year average during this reporting period.

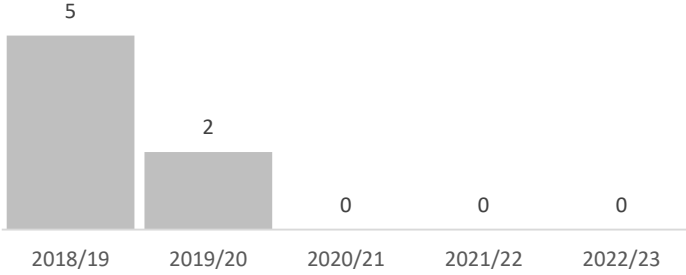
# Domestic Safety - Accidental Dwelling Fire Casualties

## Performance Summary

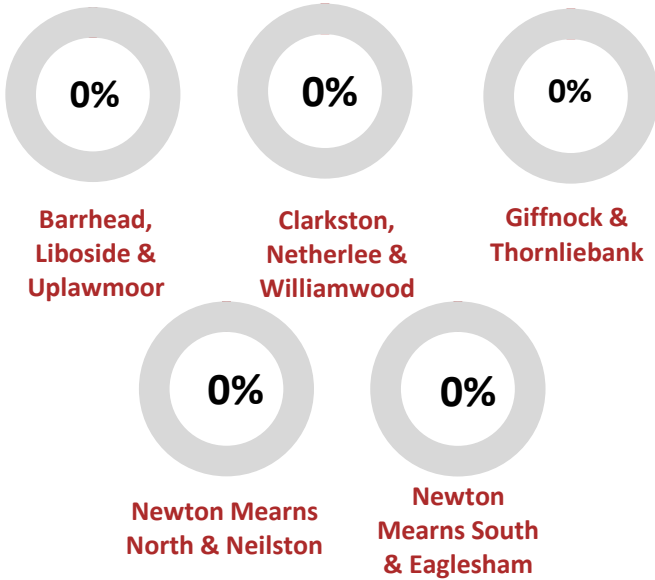


Year on Year ▲ 0%      3 Year Average ● 100%

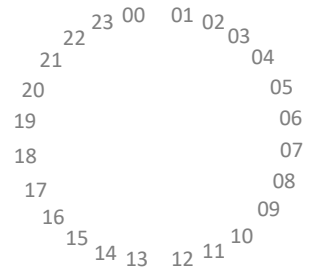
## Accidental Dwelling Fires Casualties



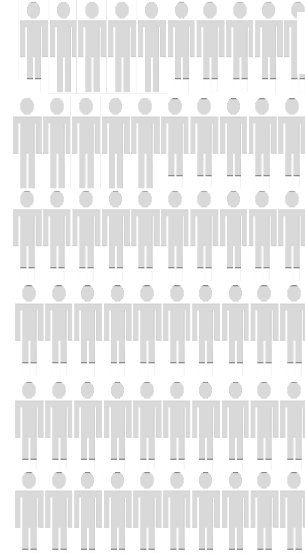
## Accidental Dwelling Fire Casualties by Ward (% share)



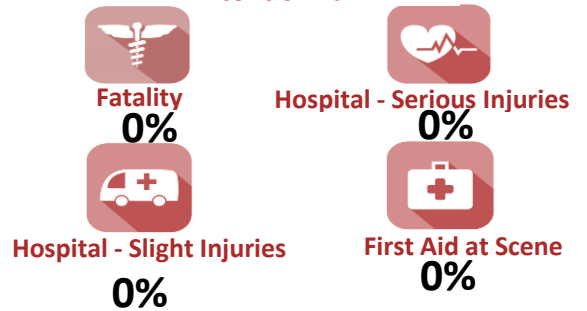
## Fire Casualties by Time of Day



## Nature of Injury



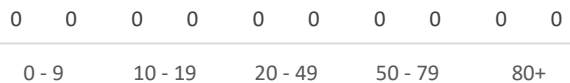
## Extent of Harm



**Male**  
0%

## Age / Gender Profile

**Female**  
0%

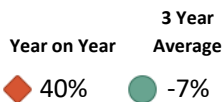


It is pleasing to report that again there have been no fire casualties in this reporting period and a 100% decrease over the three year indicator. This again confirms that early detection is crucial in reducing injury sustained from dwelling fires.

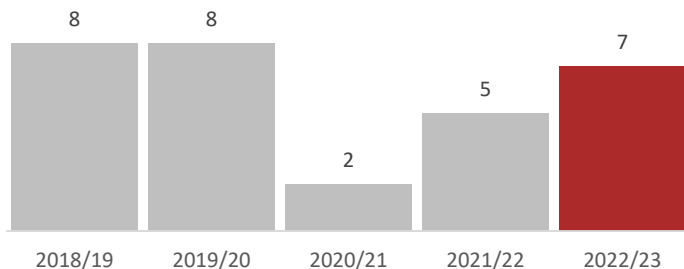
# Unintentional Injury and Harm <sup>13</sup>



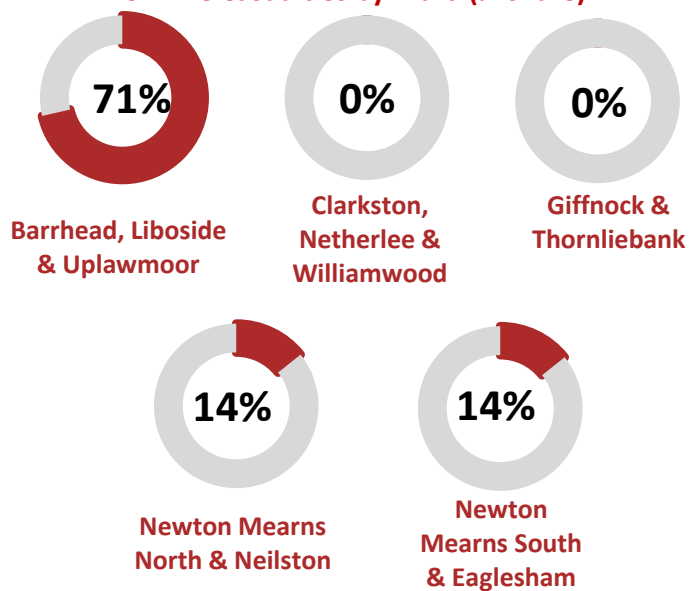
## Performance Summary



## Non-Fire Casualties

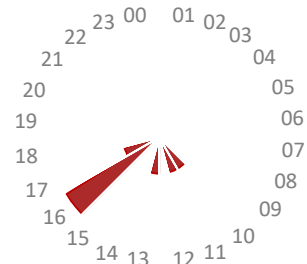


## Non-Fire Casualties by Ward (% share)

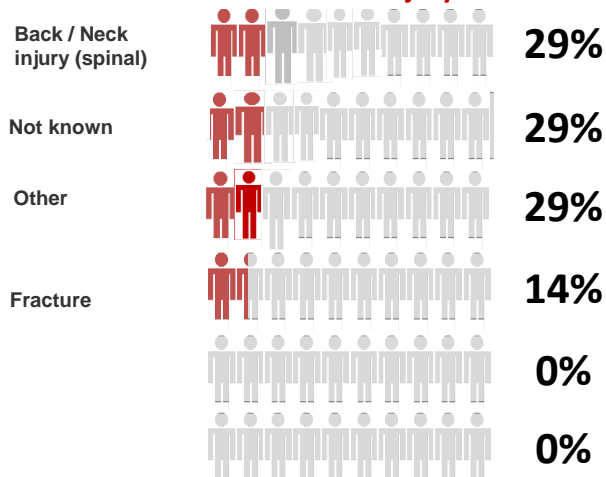


It is disappointing to report an increase in the year on year indicator however, it is worth noting that this is against historically low figures which is highlighted in the reduction within the three year average. It is also important to note that over 50% of this activity is attached to supporting other agencies by gaining access to properties.

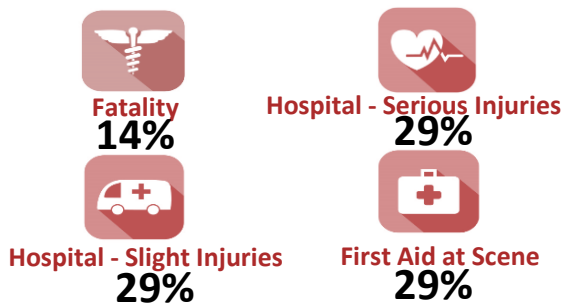
## Non-Fire Casualties by Time of Day



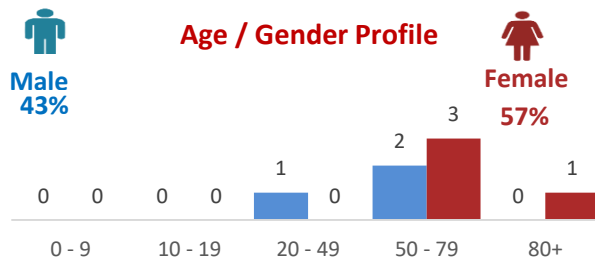
## Nature of Injury



## Extent of Harm




## Non-Fire Emergency Activity



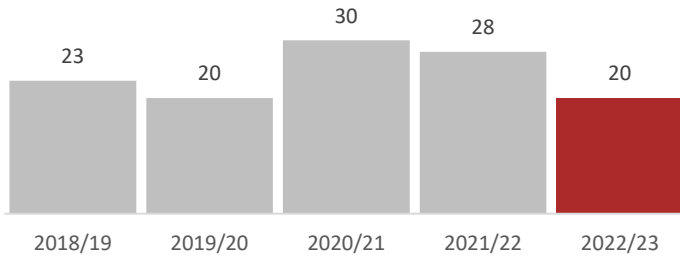
# Deliberate Fire Setting




## Performance Summary



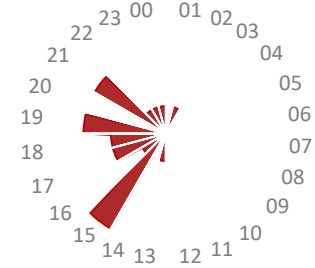
## Deliberate Fires



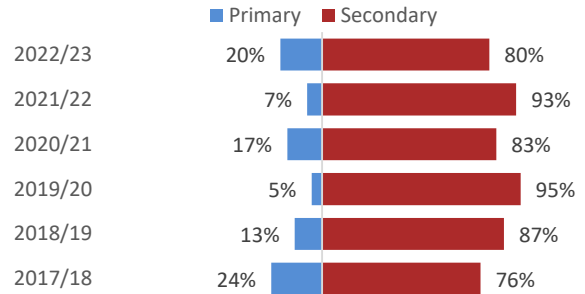
## Deliberate Fires by Ward (% share)




## Deliberate Fires by Time of Day



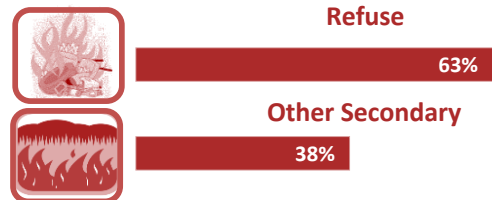
## Deliberate Fires by Classification



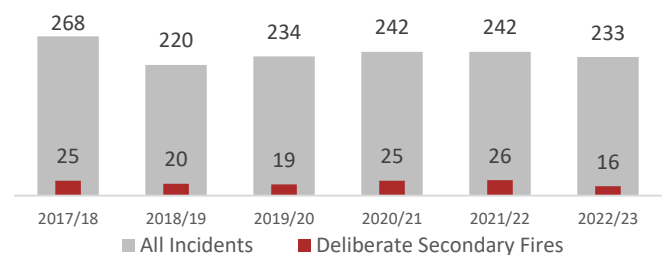
## Primary Fire Ratio by Activity Type



## Secondary Fire Ratio by Activity Type



## Deliberate Fires Compared to Operational Activity



### Definitions

**Primary Fires** - all fires in buildings, vehicles and outdoor structures or any fire involving casualties, rescues or fires attended by five or more appliances

**Secondary Fires** - fire incidents that did not occur at a primary location, was not a chimney fire in an occupied building, did not involve casualties (otherwise categorised as a primary incident) and was attended by four or fewer appliances.

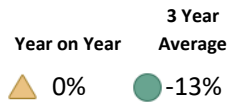
It is positive to report a decrease of 29% in deliberate fire setting within the year on year indicator and also that there has been no increase in the three year average. The vast majority of these incidents were secondary fires involving refuse and grass.

# Non Domestic Fire Safety

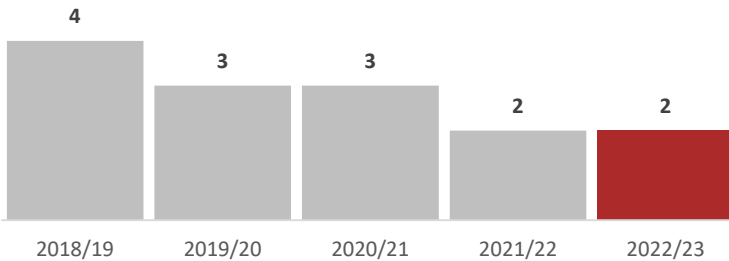
15



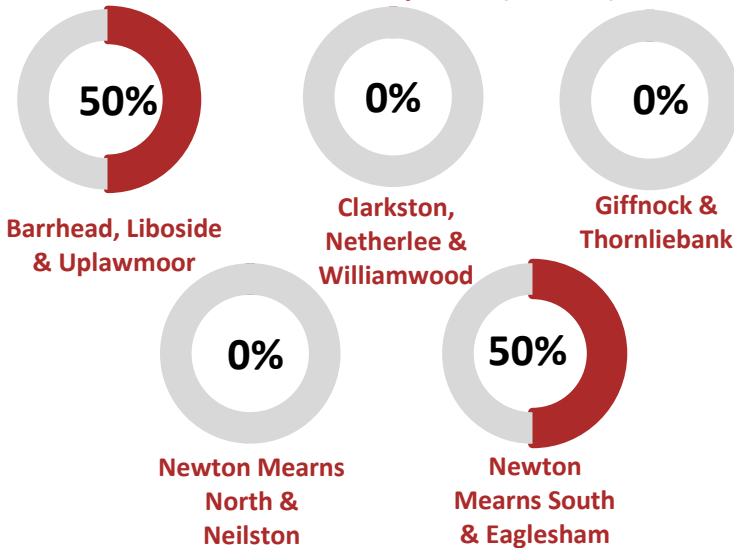
## Performance Summary



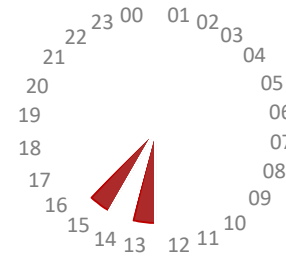
## Non Domestic Fires



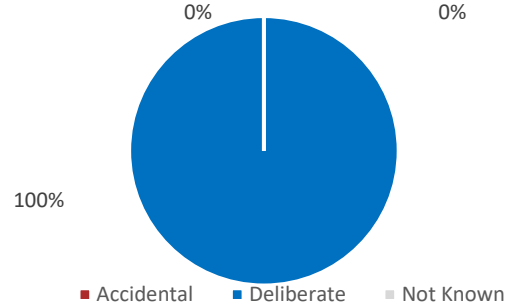
## Non-Domestic Fires by Ward (% share)



## Non-Domestic Fires by Time of Day



## Non-Domestic Fires by Nature of Origin



## Severity of Non-Domestic Fires



## Non-Domestic Fires by Premises Type



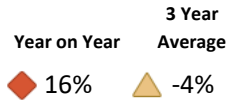
It is positive to report that there has been no increase in non-domestic fires in the year on year indicator and once again this is set against historical low numbers. It is also encouraging to note a reduction on the three year average of 13% and it is also pleasing to report that of the two incidents recorded, one required no firefighting action and the other required minimal firefighting action with no damage to either property involved.



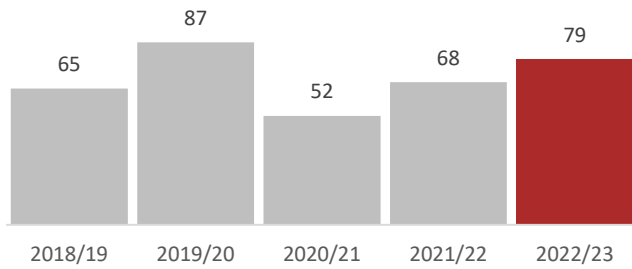
# Unwanted Fire Alarm Signals



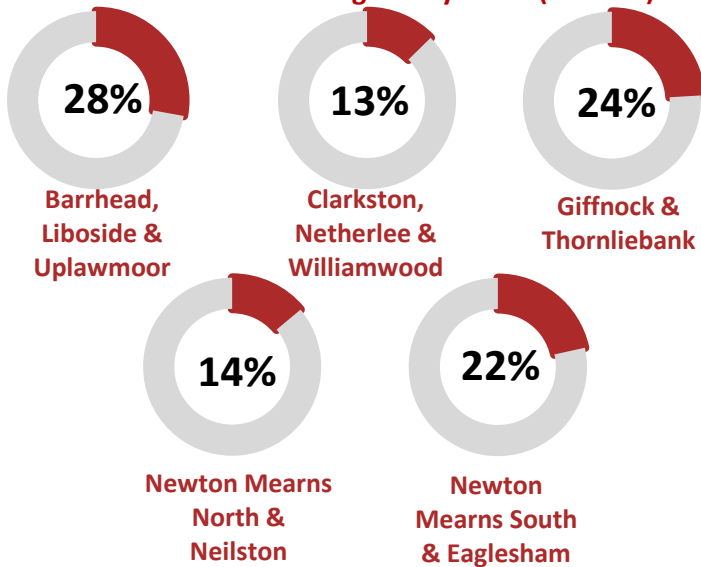
## Performance Summary



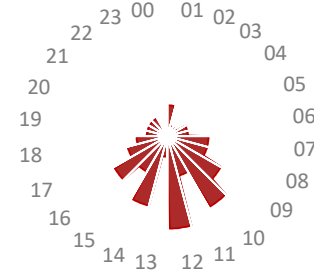
## Unwanted Fire Alarm Signals



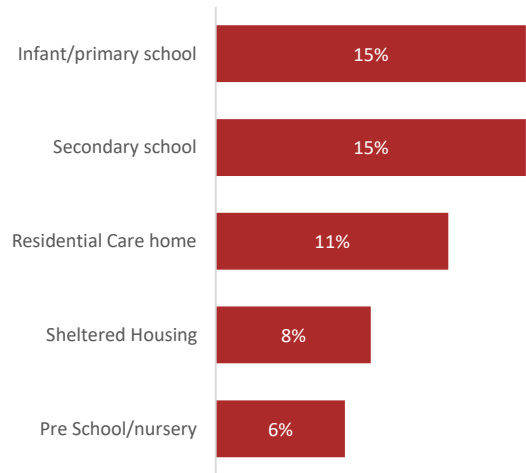
## Unwanted Fire Alarm Signals by Ward (% share)




## Unwanted Fire Alarm Signals by Time of Day



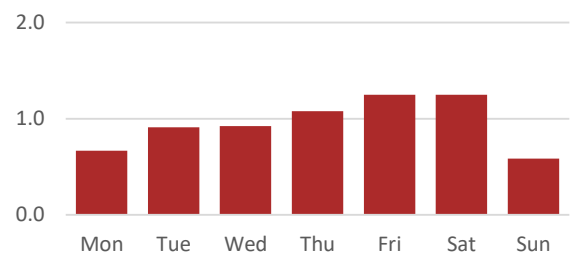
## Unwanted Fire Alarm Signals - Top 5 Premises



## Unwanted Fire Alarm Signals Activity Ratios



## Average Unwanted Fire Alarm Signals per Day



It is disappointing to report an increase in Unwanted Fire Alarm Signals within the year on year indicator however, it is positive to note a reduction over the three year average. Once again the main cause of actuations is accidental due to system faults and cooking within the education and care environment. This once again highlights that the majority of UFAS incidents are avoidable.