

**Business Operations and Partnerships Department**

**Director of Business Operations & Partnerships: Louise Pringle**

Council Headquarters, Eastwood Park, Giffnock, East Renfrewshire, G46 6UG

Phone: 0141 577 3000 Fax: 0141 577 3129

website: [www.eastrenfrewshire.gov.uk](http://www.eastrenfrewshire.gov.uk)

Date: 24 November 2023

When calling please ask for: John Burke (Tel. No 0141-577-3026)

e-mail: [john.burke@eastrenfrewshire.gov.uk](mailto:john.burke@eastrenfrewshire.gov.uk)

TO: Councillors O O'Donnell (Chair); A Anderson (Vice Chair); C Bamforth; D Devlin; K Pragnell; and G Wallace.

**CABINET (POLICE & FIRE)**

A meeting of the Cabinet (Police and Fire) will be held in the Council Chamber, Council Headquarters, Eastwood Park, Giffnock on **Thursday, 30 November 2023 at 10.00am.**

The agenda of business is as shown below.

**Louise Pringle**

L PRINGLE

DIRECTOR OF BUSINESS OPERATIONS & PARTNERSHIPS

**AGENDA**

1. **Report apologies for absence.**
2. **Declarations of Interest.**
3. **Police Scotland - Performance Report for the Second Quarter of 2023/24 - Report by Divisional Commander (copy attached, pages 3 – 4).**
4. **Scottish Fire and Rescue Service (SFRS) - Performance Report for the Second Quarter of 2023/24 – Report by Group Commander (copy attached, pages 5 – 14).**

This document can be explained to you in other languages and can be provided in alternative formats such as large print and Braille. For further information, please contact Customer First on 0141 577 3001 or email [customerservices@eastrenfrewshire.gov.uk](mailto:customerservices@eastrenfrewshire.gov.uk)

A recording of the meeting will also be available following the meeting on the Council's YouTube Channel <https://www.youtube.com/user/eastrenfrewshire/videos>

BLANK PAGE

# Keeping People Safe in East Renfrewshire

## Introduction



As Local Police Commander for East Renfrewshire, I am pleased to provide this report relating to our performance and policing priorities for Q2 of the financial year 2023-24. The information contained within this report allows us to provide an overview of the impacts on policing and how we have performed during this second quarter.

This period is traditionally challenging for the Police and our Partners. We see the impacts of the summer,

school holidays, an increase in events and good weather. These factors combined with the current funding climate across all public sector organisations, has presented additional challenges.

Despite these challenges, I am delighted to say that with some additional funding from the East Renfrewshire Alcohol and Drug Partnership (ADP) and with funding from our Divisional Commanders Fund, we have delivered additional supportive activities. Our highly successful campus officer outreach programme was this year twinned with a summer engagement project involving licenced premises and young people. This along with our Community Alcohol Partnership (CAP) has helped to drive our wider public health approach to policing by educating, diverting and deterring those most at risk. This report shows many successes and highlights areas where we are focussing activities to positively impact on areas of concern.

## Public Protection

Compared to last year there has been a 12% decrease in overall recorded Sexual Crimes and Offences. The offences of Communicating Indecently and



Threatening / Disclosure of Intimate images are the only areas to see an increase. This is a wider societal issue which is impacted by a change in social norms and technology. As highlighted in our last report, we continue to emphasis the risk and harm of sextortion and inappropriate communications through our social media messaging and Campus Officer Inputs to young people.

### Local Policing Priority: Crime (Sexual Offences)

Since the start of this year Police Officers in East Renfrewshire have dealt with 292 incidents which were reported to the police as domestic situations. 118 of these have been criminal in nature, approximately one in every two domestic crimes during this period have been successfully detected.

We continue to work, learn and listen to our partners and survivors, their experiences and their input is vital to help focus and adapt our approach. Our successful '16 Days of Action Campaign' works to end violence against women and girls. We are committed to delivering a person-centred approach when responding to incidents of violence against women and girls, involving affected communities in the design and delivery of our services to ensure they are supported and their experiences understood and heard.

## East Renfrewshire Local Police Plan (2023-2026)

Quarterly Report 2023/24 Q2: July - Sept 2023

## Acquisitive Crime

This quarter shows a significant decrease in Housebreakings for the year to date figures. There have been 37 Housebreakings or Attempt Housebreakings across the local authority area this year. This is 37% below last year, 36% below the 3 year average and 53% below the five year average. Our detection rate for these offences is also up 7% on the same period last year.

As with the last quarter we continue to see a decrease in overall Motor Vehicle Crime. The year to date figure of 49 offences is 4% lower than last year and 11% below the five year average. Our Winter Road Safety Campaign will be reinforced with additional messaging around Vehicle Security.



### Local Policing Priority: Crime (Crimes of Dishonesty)

**Fairer East Ren Plan: Reducing social isolation, loneliness & increased safety**  
Overall, Crimes of Dishonesty are 4% lower for the year to date figure compared to last year. Common Theft has decreased by 12% with 104 offences recorded for this year. Unfortunately we continue to see an increase in Theft by Shoplifting offences, with 120 offences recorded compared to 94 last year. Encouragingly the detection rate for Theft by Shoplifting has increased by 18%. There have been 5 additional Fraud offences recorded this year compared to last year with a total of 113 recorded to the end of Quarter 2. We have seen significant success in recovering funds for victims and this will be outlined later in the report.

## Drug Dealing & Use

### Local Policing Priority: Crime (Drug Supply & Manufacture)

**Fairer East Ren Plan: Reducing social isolation, loneliness & increasing safety**



It is critical to support the victims of drug misuse and to tackle the important issue of drug deaths. Whilst supporting our partners in this Social and Public Health approach we must also influence behaviour through enforcement. Recorded Drug Crimes across East Renfrewshire have increased by 13% compared to last year, this is achieved through proactive policing and intelligence gathering. Targeting those who engaged in the supply of drugs is essential and the figures for this period show that 8 offences of supply have been detected.

## Violent Crime

**Local Policing Priority: Crime (Violent Crime; Disorder & Antisocial behaviour)**  
**Fairer East Ren Plan: Reducing social isolation, loneliness & increasing safety**



As with last quarter, we continue to see an increase in Non-Sexual Crimes of Violence. An additional 11 crimes have been recorded bringing the total to 46 for the year. We have successfully detected 44% of these offences. There have been no Murders and only 1 Attempt Murder recorded within the Local Authority Area this year. Offences relating to threats and extortion have increased to 16 from 8 in the same period last year.

There have been no additional Serious Assaults recorded for this quarter meaning the total for the year remains at 9. Only 1 additional Robbery or Assault with intent to Rob was recorded this quarter bring the total to 9 for this year.



## Anti-Social Behaviour & Disorder

By the end of this quarter we had received 953 complaints regarding disorder, which is 2% lower than the same period last year. The Police Service does receive a large number of calls that are not criminal in nature. We continue to monitor the impact of other service providers reducing their capacity and capability to address non-criminal behaviour.



Hate Crimes and Hate Incidents continued to show a substantial decrease compared to last year and the 3 year average across this quarter. Due to current international issues we unfortunately expect to see a change in this trend as we look forward. All efforts are currently being made to support our communities and to understand and react proportionately to this change.

### Local Policing Priority—Crime (Disorder & Antisocial behaviour)

**Fairer East Ren Plan—Reducing social isolation, loneliness & increasing safety**

Whilst there have been reductions in offences across many crime areas, we continue to see an increase in crimes relating to antisocial behaviour. These offences have a direct impact on our communities and unfortunately many of these offences are being caused by young people from local areas. Vandalisms have increased by 9% for this period compared to last year. Wilful Fire-Raising offences have reached 25 for the year to date and there have been 23 offences of Culpable and Reckless conduct committed.

We support victims and robustly police and investigate these offences. Resolving and achieving long term societal change will only come through a whole systems approach. We will continue to support our partners in a trauma informed approach to young people and their families.



Please be aware that the data provided in this report is for information purposes to allow Board Members to conduct their scrutiny responsibilities.

Due to year end reconciliation processes it is not appropriate that the figures referred to in the report are used as official statistics.

**CRIME**

**Our Area of Focus: Violent Crime**

In July, a 28 year old woman was threatened at knife point and a van belonging to her partner was stolen. Numerous police resources were deployed including specialist resource units, resulting in the arrest and charge of a 26 year old man. In August, a 56 year old Barrhead man was violently attacked and suffered significant injuries following an altercation with other males. Through rigorous investigation by our colleagues in the Criminal Investigation Department two men aged 30 and 24 years were identified, arrested and remanded for appearance at court.

**Our Area of Focus: Drug Supply and Manufacture**

During the second quarter of this reporting period, our officers continue to target individuals and groups who are involved in the supply of controlled drugs. In August, officers acting upon intelligence, executed a search warrant at a property in Neilston. A 26 year old male was arrested and charged with a number of offences after being found in possession of controlled drugs. In September, our local community officers acted on local community concerns following reports of drug taking and anti-social behaviour taking place. Officers stopped a vehicle within the Giffnock area and the 25 year old male driver was detained under Misuse of Drugs legislation and found to be in possession of a quantity of controlled drugs. He was charged and reported to court. We continue to work collaboratively with our partners within East Renfrewshire and overlay our public health approach to support harm from addiction and reduce offending.

**Our Area of Focus: Crimes of Dishonesty**

As highlighted earlier in the report, the prevalence of crimes relating to fraud has increased slightly in East Renfrewshire. Criminals will continue to develop and devise ever changing methods to commit fraud and utilise communications networks and the internet to target vulnerable people. Investigations can be complex and lengthy by their very nature, requiring specialist investigative skills and technological expertise. Local and specialist officers continue to support victims and ensure they are kept up to date at all stages of the investigation. During this quarter, approximately £100,000 has been recovered for complainers who have been subject to online & banking fraud.

In July, the home of a couple aged 75 and 72 years was broken into in the Giffnock area. A high value vehicle was stolen as well as approximately £50,000 worth of jewellery. Extensive investigation and enquiry was undertaken by both specialist and local officers and two men aged 36 and 40 were arrested and charged to court.

**PROTECTING VULNERABLE PEOPLE**

**Our Area of Focus: Vulnerable Road Users**

Positively influencing driver behaviour and improving road safety remains a local priority as identified by East Renfrewshire residents. We continue to work in partnership to influence driver and road user behaviour, reduce road casualties and detect and deter all types of criminality on our roads. In July, officers on patrol within Newton Mearns, observed a male using a mobile phone whilst driving. He was stopped and subsequent enquiries revealed no insurance was in place for the vehicle. A 26 year old male was arrested for the driving offences as well as obstructing police officers and charged.

In August, reports were received of a vehicle being driven erratically within the Clarkston area. Officers attended the last known area of where the vehicle had been sighted and observed it accident damaged following a collision. A 21 year old male was identified as the driver and found to be under the influence of alcohol. He was arrested and charged with a number of driving offences.

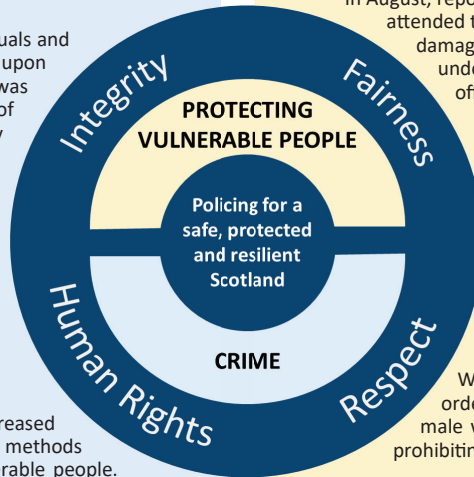
**Our Areas of Focus: Domestic Abuse— Adult Protection—Child Protection**

Tackling domestic violence and ensuring survivors have the confidence to come forward remains a local and national priority. Police Scotland has a critical role to play in preventing violence and safeguarding women and girls. In East Renfrewshire, we work collaboratively with statutory and third sector partners to improve outcomes for those experiencing violence, abuse and harassment and tackle those perpetrators who harm our communities. In July, a 35 year old Neilston woman reported receiving threatening communication from an ex-partner. Officers acted swiftly and a 34 year old male was arrested and additional support was put in place for the survivor.

We actively ensure bail conditions that have been set by Scottish Courts, are adhered to in order that the survivor or their family suffers no further harm. In September, a 48 year old male was found within the home of a domestic abuse survivor contrary to his bail conditions prohibiting him being there. He was arrested and charged.

**Our Areas of Focus: Young People**

Our School Campus Officers continue to engage and build on the excellent relationships they have with our school communities including educational staff, pupils and parents / carers. In Q2, our campus officers secured funding from our Divisional Commanders fund and East Renfrewshire Alcohol & Drug Partnership which they used to develop their impressive programme of activities for young people aged between 14-16 years. Fourteen young people embarked on a 3 week programme of fun & educational activities which were varied and exciting and included activities such as water sports, archery and go-karting. The positive effect on these young people has been life changing with feedback from our partners in Education advising that the young people were thrilled at the experience and exuberant on their return to school. Our campus officers were formally recognised and received an award from our Divisional Commander for their commitment and dedication to improving the outcomes for young people within East Renfrewshire.



**CONCLUSION**

As the Local Policing Commander for East Renfrewshire, I am pleased to present the Cabinet Report for the 2nd Quarter of the year 2023/24.

As outlined in this Cabinet Report, our policing team in East Renfrewshire has delivered against a number of challenges. Through balancing and directing our available resourcing we have tackled and mitigated many risks and concerns. We have seen the successful application of policing across many areas, but also understand that there are areas that still require sustained focus. Whilst challenges lay ahead in addressing a variety of developmental and anti-social behaviour concerns, we understand and appreciate that this can only be achieved through supporting our partners in addressing the root causes for each young person. This approach will take time and we pledge our continued commitment and support. The people of East Renfrewshire continue to receive a high standard of policing, which I am proud to say is delivered daily by our officers and staff. Thank you for your continued support.

Chief Superintendent David Robertson  
Divisional Commander



**East Renfrewshire Performance Report  
1st July 2023 - 30th September 2023**



**SCOTTISH**  
**FIRE AND RESCUE SERVICE**  
Working together for a safer Scotland

**Working together  
for a safer Scotland**

# East Renfrewshire Performance Report

---

## Table of Contents

|   |    |
|---|----|
| Local Fire and Rescue Service Plan Priorities         | 3  |
| East Renfrewshire Activity Summary                    | 4  |
| Domestic Safety - Accidental Dwelling Fires           | 5  |
| Domestic Safety - Accidental Dwelling Fire Casualties | 6  |
| Unintentional Injury and Harm                         | 7  |
| Deliberate Fire Setting                               | 8  |
| Non-Domestic Fire Safety                              | 9  |
| Unwanted Fire Alarm Signals                           | 10 |

# Local Fire and Rescue Service <sup>7</sup> Plan Priorities

The Local Fire and Rescue Service Plan has been developed to set out the priorities and objectives within East Renfrewshire and allows our local authority partners to scrutinise the performance outcomes of these priorities. We will continue to work closely with our partners in East Renfrewshire to ensure we are all “**Working Together for a Safer Scotland**” through targeting risks to our communities at a local level.

The plan has been developed to complement key partnership activity embedded across East Renfrewshire Community Plan and associated Delivery and Thematic plans. Through partnership working we will seek to deliver continuous improvement in our performance and effective service delivery in our area of operations.

The Local Fire and Rescue Plan for East Renfrewshire identified six areas for demand reduction and is subject to regular monitoring and reporting through the Police / Fire and Rescue Committee. A summary of the priorities and current activity is detailed below with further detail and analysis contained within this performance report.

|                                    | Accidental Dwelling Fires | Accidental Dwelling Fire Casualties | Unintentional Injury and Harm | Deliberate Fire Setting | Non-Domestic Fire Safety | Unwanted Fire Alarm Signals |
|------------------------------------|---------------------------|-------------------------------------|-------------------------------|-------------------------|--------------------------|-----------------------------|
| Barrhead, Liboside & Uplawmoor     | 2                         | 0                                   | 5                             | 16                      | 1                        | 4                           |
| Clarkston, Netherlee & Williamwood | 0                         | 0                                   | 2                             | 6                       | 0                        | 4                           |
| Giffnock & Thornliebank            | 4                         | 0                                   | 0                             | 3                       | 0                        | 5                           |
| Newton Mearns North & Neilston     | 1                         | 0                                   | 4                             | 8                       | 0                        | 5                           |
| Newton Mearns South & Eaglesham    | 2                         | 1                                   | 1                             | 9                       | 1                        | 3                           |

|                              |          |          |           |           |          |           |
|------------------------------|----------|----------|-----------|-----------|----------|-----------|
| <b>Total Incidents</b>       | <b>9</b> | <b>1</b> | <b>12</b> | <b>42</b> | <b>2</b> | <b>21</b> |
| <b>Year on Year Change</b>   | ● -10%   | ◆ 100%   | ◆ 33%     | ◆ 8%      | ● -60%   | ● -77%    |
| <b>3 Year Average Change</b> | ● -17%   | ◆ 100%   | ◆ 25%     | ◆ 3%      | ▲ 0%     | ● -16%    |

## About the statistics within this report

The activity totals and other statistics quoted within this report are published in the interests of transparency and openness. They are provisional in nature and subject to change as a result of ongoing quality assurance and review. Because all statistics quoted are provisional there may be a difference in the period totals quoted in our reports after local publication which result from revisions or additions to the data in our systems. The Scottish Government publishes official statistics each year which allow for comparisons to be made over longer periods of time.

- Activity levels have reduced by more than 5%
- ▲ Activity levels have reduced by up to 5%
- ◆ Activity levels have increased overall

# East Renfrewshire Activity Summary <sup>8</sup>



65

fires  
primary &  
secondary



48

special  
services



98

false  
alarms



211  
total number of  
incidents



14  
fire & non-fire  
casualties



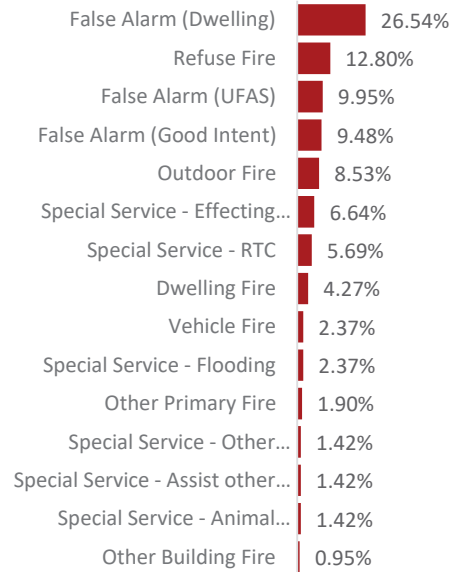
£41,370  
economic cost of  
ufas incidents

\*data above is year on year change

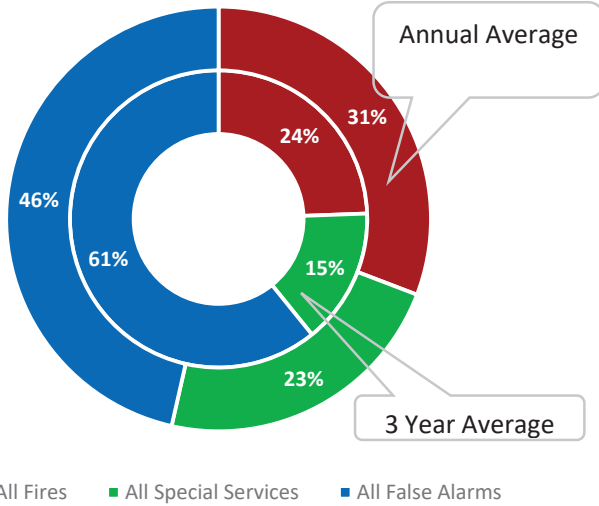
## Activity by Time of Day



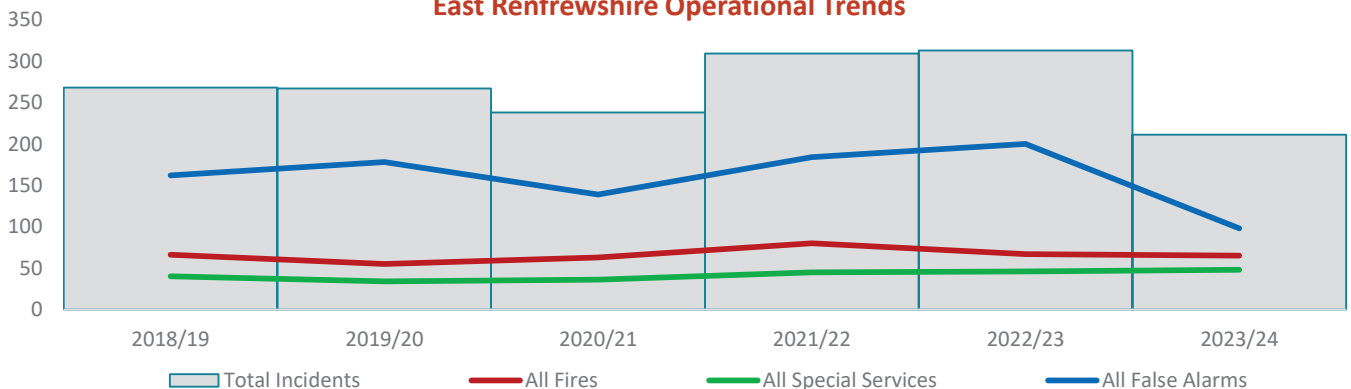
## Top 15 Incidents Types by %



## Incidents by Classification



## East Renfrewshire Operational Trends

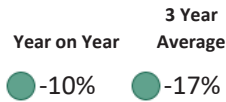




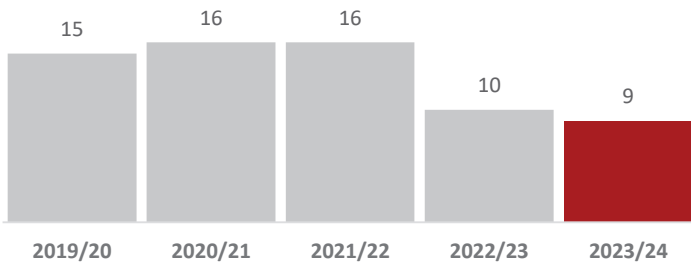
# Domestic Safety - Accidental Dwelling Fires



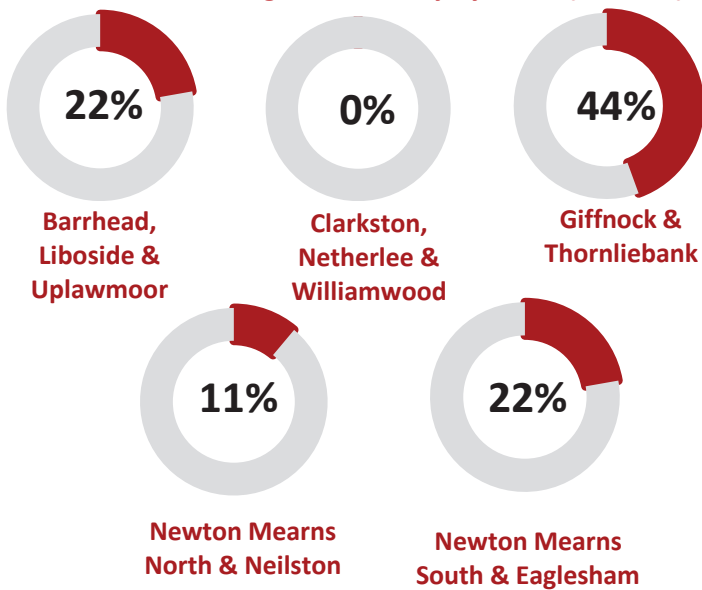
## Performance Summary



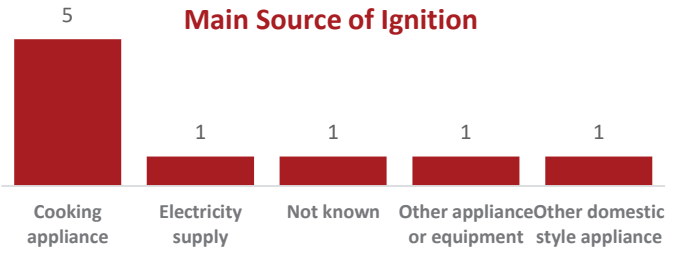
## Accidental Dwelling Fires



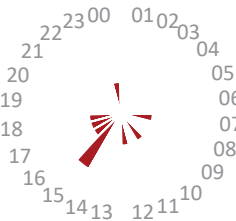
## Accidental Dwelling Fires Activity by Ward (% share)



## Main Source of Ignition



## Accidental Dwelling Fires by Time of Day



## Severity of Accidental Dwelling Fires



## Human Factors



## Automatic Detection & Actuation



It is pleasing to report a reduction in both the year on year and three year average within this indicator. It is also positive to note that there was detection present in 89% of the premises and the detection actuated in 75% of them. It is also positive to note there was no direct firefighting action required and only minimal damage recorded however, distraction whilst cooking is again the main contributor in this indicator.

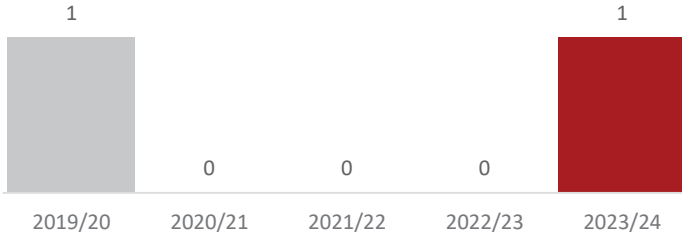
# Domestic Safety - Accidental Dwelling Fire Casualties

## Performance Summary

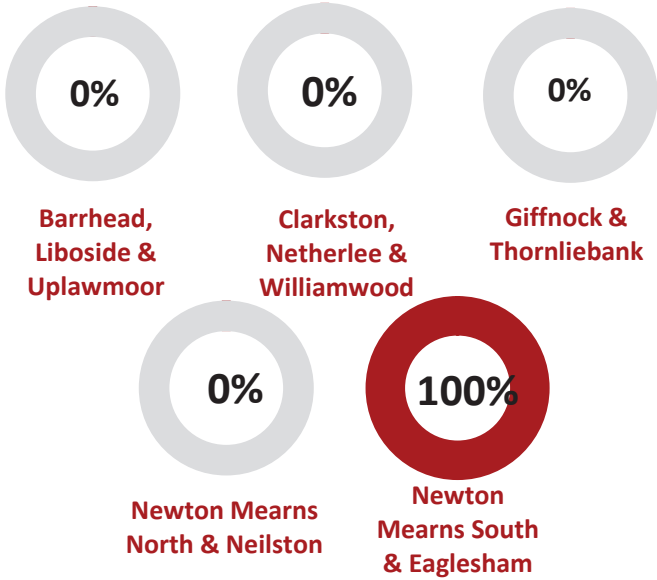


Year on Year ◆ 100%      3 Year Average ◆ 100%

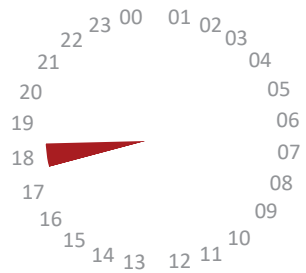
## Accidental Dwelling Fires Casualties



## Accidental Dwelling Fire Casualties by Ward (% share)

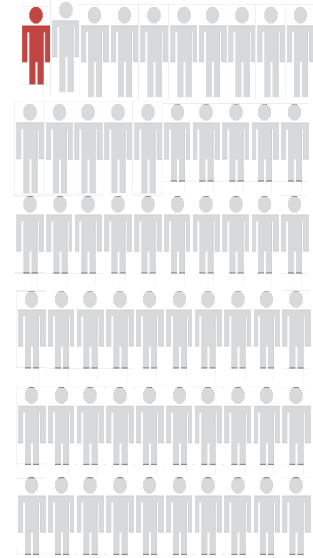


## Fire Casualties by Time of Day



## Nature of Injury

Burns - slight



100%

## Extent of Harm



Fatality  
0%



Hospital - Serious Injuries  
0%



Hospital - Slight Injuries  
0%



First Aid at Scene  
100%

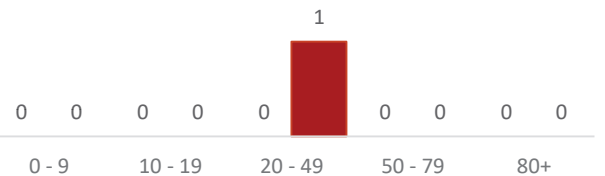


Male  
0%

## Age / Gender Profile



Female  
100%



whilst we see an increase against both the year on year and the 3 year average in this indicator,, it is important to note that this is measured against a total of no casualties over the last three years The one incident recorded is for slight burns only with first aid provided at the scene with no requirement for hospital admission. Once again this highlights that having working detection providing early warning, is key to the reduction in this indicator.

# Unintentional Injury and Harm <sup>11</sup>

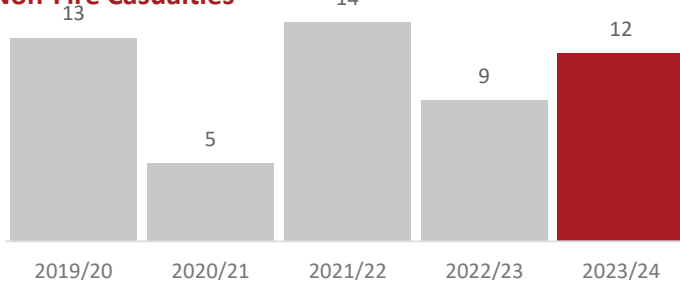


## Performance Summary

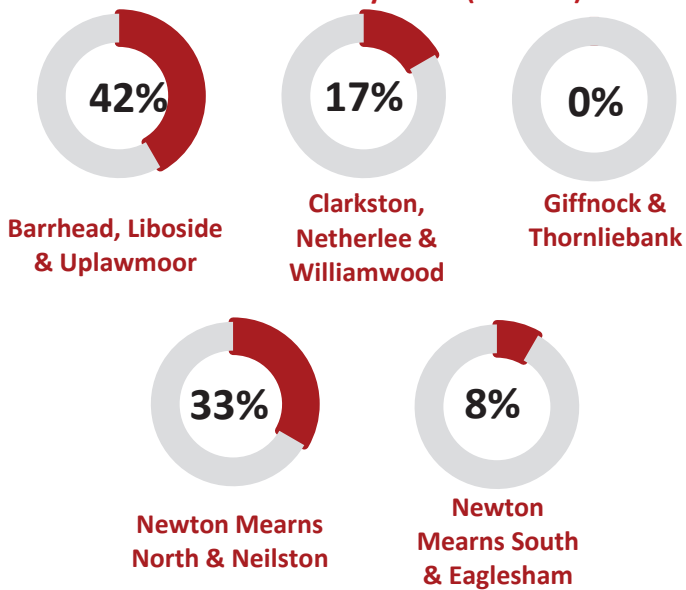


Year on Year **33%**      3 Year Average **25%**

## Non-Fire Casualties

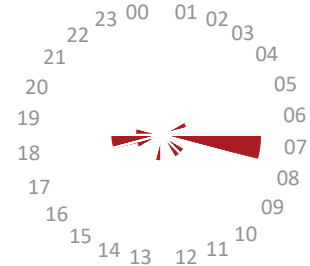


## Non-Fire Casualties by Ward (% share)

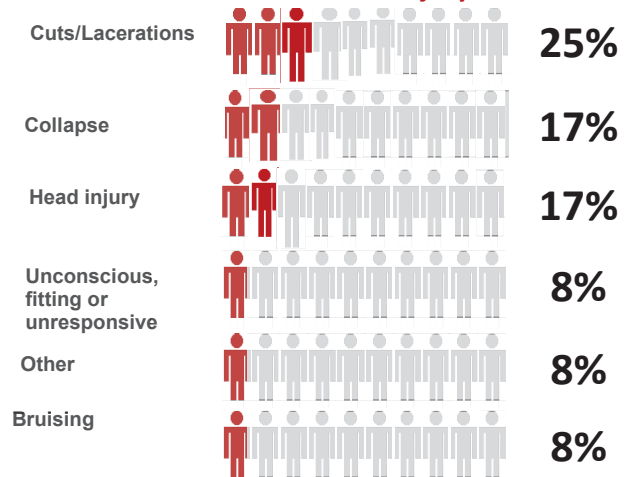


It is disappointing to note an increase of 3 incidents on the year on year average and an increase of 25% against the 3 year average however, it is important to note this is against a period of extremely low activity within the three year period. The majority of these incidents involved road traffic collisions with the fire service only attending to make the vehicles safe. We also had 1 incidents where the casualty received injuries to their head and hip and another with head injuries, with both taken to Queen Elizabeth hospital for further assessment. We also attended one elderly female who received life threatening injuries due to being trapped under her car.

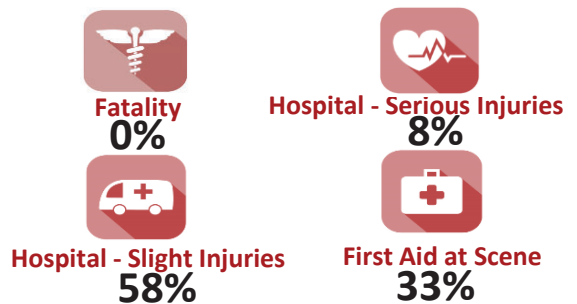
## Non-Fire Casualties by Time of Day



## Nature of Injury



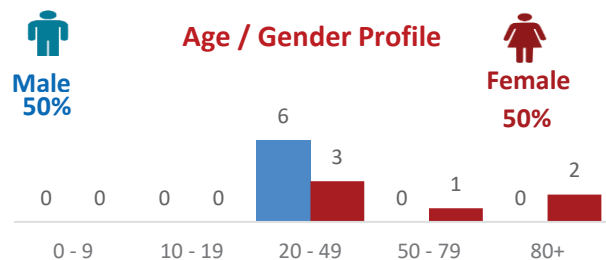
## Extent of Harm



## Non-Fire Emergency Activity



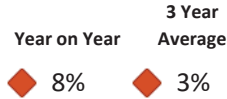
## Age / Gender Profile



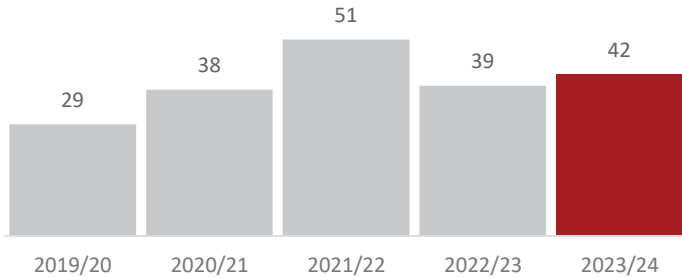
# Deliberate Fire Setting



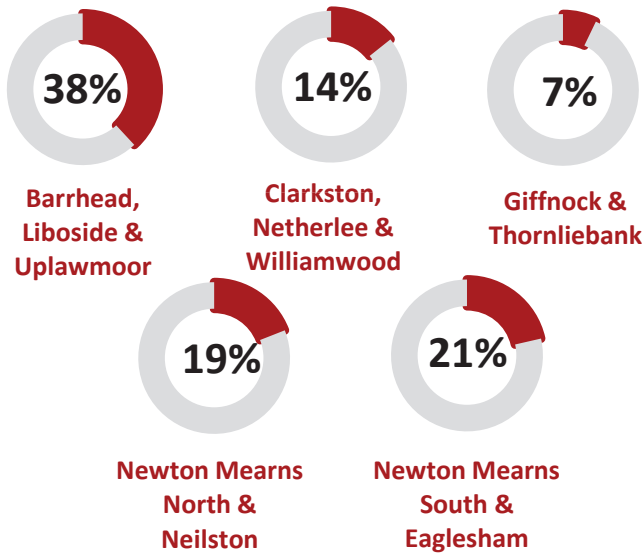
## Performance Summary



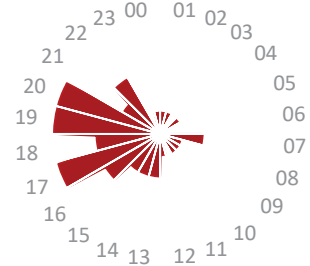
## Deliberate Fires



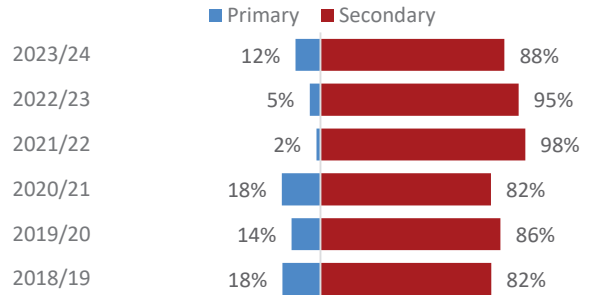
## Deliberate Fires by Ward (% share)




## Deliberate Fires by Time of Day



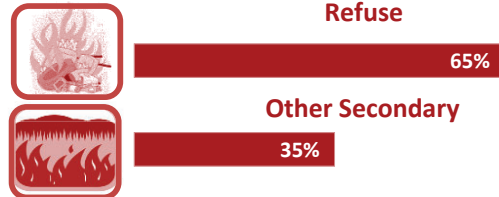
## Deliberate Fires by Classification



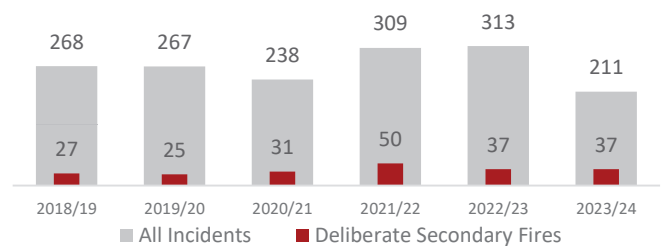
## Primary Fire Ratio by Activity Type



## Secondary Fire Ratio by Activity Type



## Deliberate Fires Compared to Operational Activity



### Definitions

**Primary Fires** - all fires in buildings, vehicles and outdoor structures or any fire involving casualties, rescues or fires attended by five or more appliances


**Secondary Fires** - fire incidents that did not occur at a primary location, was not a chimney fire in an occupied building, did not involve casualties (otherwise categorised as a primary incident) and was attended by four or fewer appliances.

It is disappointing to note a slight increase in both the year on year and the 3 year average within this indicator again this is against historically low figures. The activity predominantly involves grass and woodland areas during the holiday period with a total increase of 3 incidents. There were also 2 deliberate car fires during this period on separate dates and in different locations.

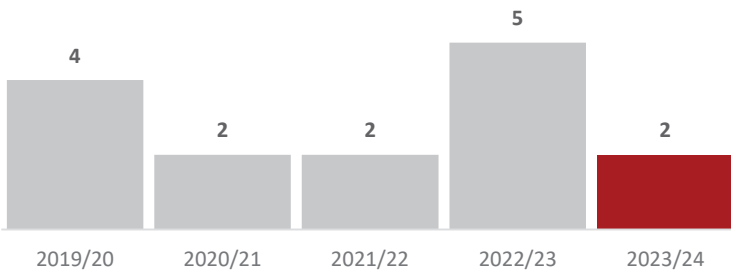
# Non Domestic Fire Safety



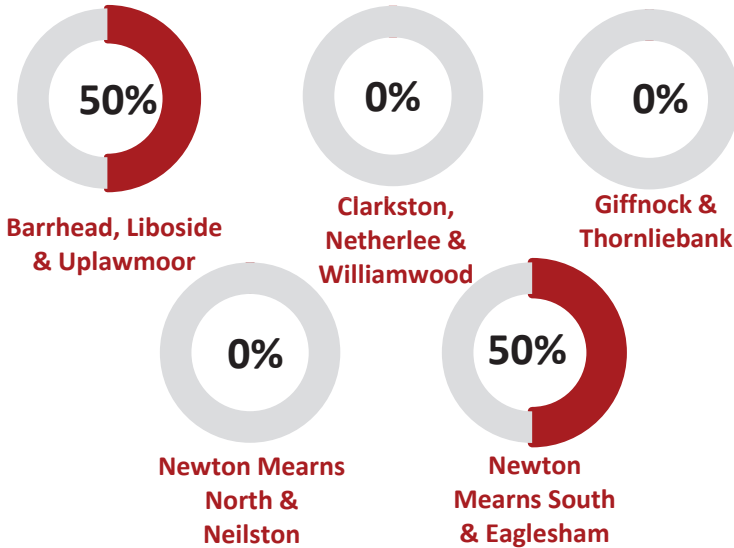
## Performance Summary



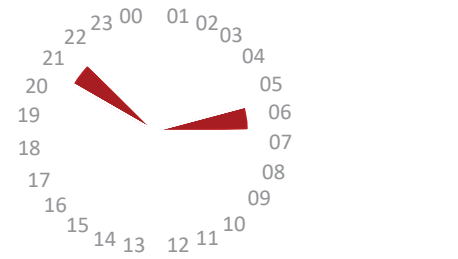
## Non Domestic Fires



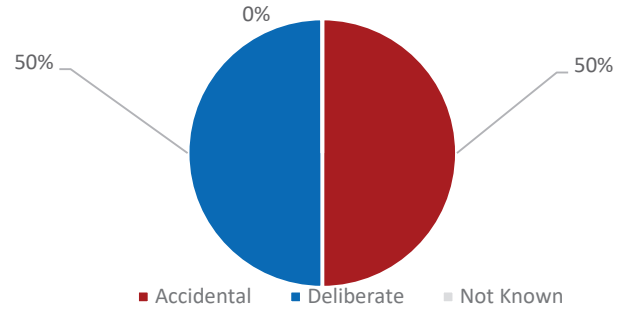
## Non-Domestic Fires by Ward (% share)



## Non-Domestic Fires by Time of Day



## Non-Domestic Fires by Nature of Origin



## Severity of Non-Domestic Fires



## Non-Domestic Fires by Premises Type

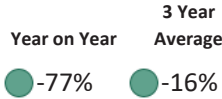


It is pleasing to note a significant reduction in non domestic fires against the year on year average, no increase on the 3 year average and a total of only 2 incidents within this reporting period.

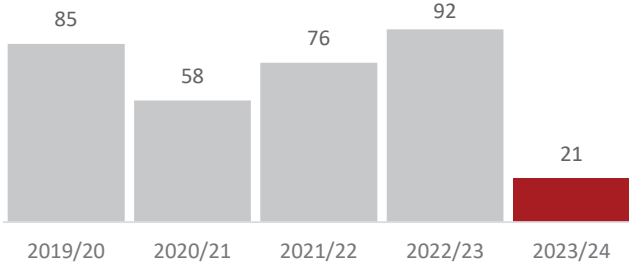
# Unwanted Fire Alarm Signals



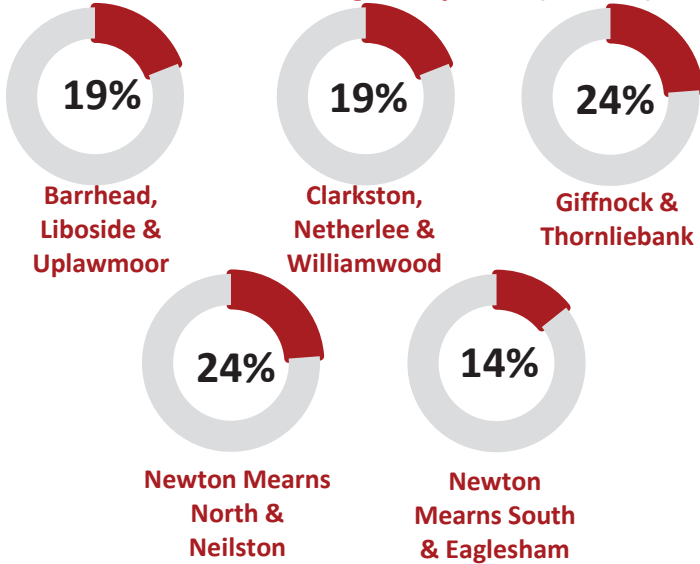
## Performance Summary




## Unwanted Fire Alarm Signals



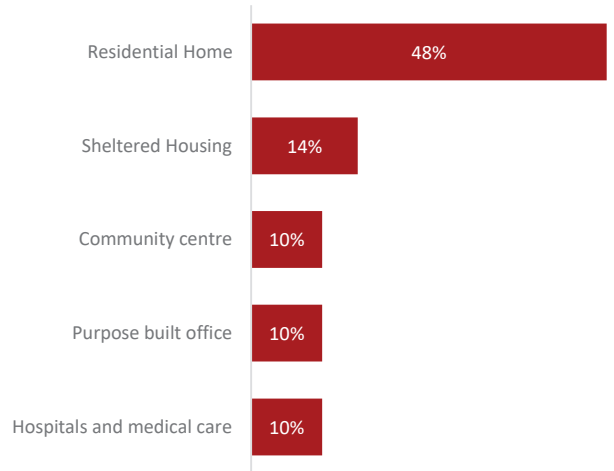
## Unwanted Fire Alarm Signals by Ward (% share)




## Unwanted Fire Alarm Signals by Time of Day



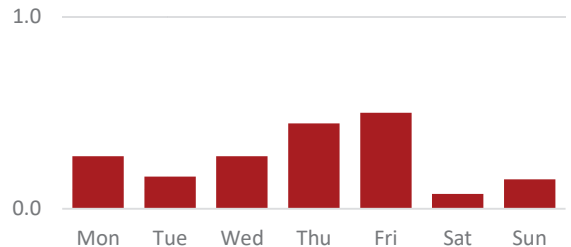
## Unwanted Fire Alarm Signals - Top 5 Premises



## Unwanted Fire Alarm Signals Activity Ratios



## Average Unwanted Fire Alarm Signals per Day



It is encouraging to note a significant decrease in both the year on year and the three year average within the UFAS indicator. This is reflective of the new procedure being implemented and positively impacting the totals . However we still continue to see a trend where the activity is avoidable and is predominantly in the care environment and caused by human behaviour.