

Business Operations and Partnerships Department

Director of Business Operations & Partnerships: Louise Pringle

Council Headquarters, Eastwood Park, Giffnock, East Renfrewshire, G46 6UG

Phone: 0141 577 3000 Fax: 0141 577 3129

website: www.eastrenfrewshire.gov.uk

Date: 2 February 2024

When calling please ask for: John Burke (Tel. No 0141-577-3026)

e-mail: john.burke@eastrenfrewshire.gov.uk

TO: Councillors O O'Donnell (Chair); A Anderson (Vice Chair); C Bamforth; D Devlin; K Pragnell; and G Wallace.

CABINET (POLICE & FIRE)

A meeting of the Cabinet (Police and Fire) will be held in the Council Chamber, Council Headquarters, Eastwood Park, Giffnock on **Thursday, 8 February 2024 at 10.00am.**

The agenda of business is as shown below.

Louise Pringle

L PRINGLE

DIRECTOR OF BUSINESS OPERATIONS & PARTNERSHIPS

AGENDA

1. **Report apologies for absence.**
2. **Declarations of Interest.**
3. **Police Scotland - Performance Report for the Third Quarter of 2023/24 - Report by Divisional Commander (copy attached, pages 3 - 4).**
4. **Scottish Fire and Rescue Service (SFRS) - Performance Report for the Third Quarter of 2023/24 – Report by Group Commander (copy attached, pages 5 - 14).**

This document can be explained to you in other languages and can be provided in alternative formats such as large print and Braille. For further information, please contact Customer First on 0141 577 3001 or email customerservices@eastrenfrewshire.gov.uk

A recording of the meeting will also be available following the meeting on the Council's YouTube Channel <https://www.youtube.com/user/eastrenfrewshire/videos>

BLANK PAGE

Keeping People Safe in East Renfrewshire

3

Introduction



As Local Police Commander for East Renfrewshire, I am pleased to provide this report which relates to our performance and policing priorities for Q3 of the financial year 2023-24. The information contained within this report allows us to provide an overview of the impacts on policing and how we have performed during this third quarter.

The winter months of Q3 brought darker nights and significant events such as Bonfire Night. This is traditionally the most resource intensive and demanding evening for policing in Scotland. I am happy to report that through early planning and successful partnership working, East Renfrewshire achieved a successful evening and event. I want to thank our partners including the Scottish Fire and Rescue Service and East Renfrewshire Council for their support. This support allowed the communities of East Renfrewshire to celebrate the evening in a safe and secure way.

Whilst we can highlight many achievements during this period, we can also see the challenges that are being faced by all Local Authority areas. To deliver positive change, these national areas of concern also need to be analysed and understood in the local context. Our Local Policing teams alongside our national assets work with our partners to deliver a collective and targeted approach to these issues.

We will continue to work with our partners to target priorities based on the threat, risk and harm and to influence change ensuring the best outcomes for the people of East Renfrewshire.

Public Protection

This quarter has seen a slight increase in the overall number of sexual crimes. There were 12 more offences this year compared to the same point last year. This brings the total to 94 which is in line with the 5 year average.

Whilst we know the national trend around incident communications continues to climb it is also important to note that many sexual crimes are non-recent offences which are only now being reported to the police. It is encouraging to see that victims now feel more comfortable in coming forward to report offences which may have taken place many years ago. We treat every offence seriously no matter the passage of time and investigate them with the same drive and vigour. As a result 1 in every 2 sexual crimes reported in East Renfrewshire has been successfully detected over this reporting period.

Local Policing Priority: Crime (Sexual Offences)

Domestic Abuse continues to be a focus and priority for our Policing Teams in East Renfrewshire. Our robust policing of offenders has seen 19 individuals arrested for breaching domestic bail conditions this year. It's important that the people of East Renfrewshire feel confident in contacting the police for support. Approximately 42% of domestic related incidents in East Renfrewshire have resulted in an offence being detected. Where no offence is identified, our officers offer support and signposting to relevant partners. We investigated 175 domestic abuse incidents where a crime was associated and we successfully detected 48% of domestic abuse related crime. We will also outline later in this report some of the successes seen this December from the '16 Days of Action Campaign' which works to end violence against women and girls.

East Renfrewshire Local Police Plan (2023-2026)

Quarterly Report 2023/24 Q3: Oct - Dec 2023

Acquisitive Crime

Last year we saw a significant issue with housebreakings both within East Renfrewshire and nationally. I am happy to report that in this quarter, East Renfrewshire has seen a reduction in offences against last year, the 3 year average and the 5 year average. Whilst every housebreaking is one too many, it's important to note that there has been a 54% reduction in housebreakings or attempt housebreaking offences across the 5 year average and a reduction in 41 offences compared to last year's figure of 92. We also continue to see a reduction in the total number of motor vehicle crimes. We have seen 65 offences over the 3 quarters for this year, this is down 17% on last year and 25% down on the 5 year average. It is important that we continue to highlight and promote the small changes we can all make to improve our property and vehicle safety.



Local Policing Priority: Crime (Crimes of Dishonesty)

Fairer East Ren Plan: Reducing social isolation, loneliness & increased safety

The previously seen reduction in overall crimes of dishonesty has doubled since last quarter, dropping by 8%. Whilst we see positive impacts on housebreakings and motor vehicle crime, we continue to see the upwards national trend in theft by shoplifting and fraud offences being mirrored in East Renfrewshire.

We continue to target theft by shoplifting by working closely with Retailers Against Crime. This approach has resulted 62 detections so far and as a result we successfully detect just over 1 in every 3 thefts by shopliftings.

Frauds have increased by 6% compared to this point last year, this equates to 9 additional offences year on year. It is important to highlight that everyone can be a possible victim of fraud and these offences can be complex and instigated by international criminal gangs. It's important that we all stay alert and report any concerns.

Drug Dealing & Use

Local Policing Priority: Crime (Drug Supply & Manufacture)

Fairer East Ren Plan: Reducing social isolation, loneliness & increasing safety

Detecting drug offences across East Renfrewshire is as a result of proactive policing and community support. I am pleased to say we have seen a 15% increase in number of these offences recorded. This brings the total number of drug offences to 120 for the year. We will continue to deploy uniformed and plain clothed officers to target areas of greatest concern whilst working with our partners to tackle the public health concerns surrounding drug dealing and misuse.




Violent Crime

Local Policing Priority: Crime (Violent Crime; Disorder & Antisocial behaviour)
Fairer East Ren Plan: Reducing social isolation, loneliness & increasing safety



Whilst our numbers of Non-Sexual crimes of violence are amongst the lowest in Scotland, we continue to see an overall increase in these offences. There were 68 offences recorded for this year, this is up from 55 for the same period last year. Our overall detection rate remains stable at 44%.

We have seen 18 serious assaults recorded this year which is 11% below the 5 year average. During this period we have successfully detected 12 serious assaults and with investigations still ongoing, we hope to see this figure climb. In the 9 months of this year we have recorded 12 robbery or assault with intent to rob offences. During the same period we successfully detected 9 of these offences.



Importantly through analysis, we have identified that there are no notable connections or victim groupings identified across these offences.

Anti-social behaviour & Disorder



There have been 416 incidents of disorder reported to the police in this quarter which brings the total to 1369 for this year. This is 1% lower than the same period last year and well below the 3 year and 5 year figures.

I am happy to report that hate crimes and hate incidents are still showing a downwards trend in East Renfrewshire.

Compared to last year, hate incidents are down 3% to 63 and hate crimes are down 39% to 36. We have successfully detected almost one in every two hate crime offences. We continue to keep a close focus on this area to ensure our communities are supported and reassured.

Local Policing Priority—Crime (Disorder & Antisocial behaviour)

Fairer East Ren Plan—Reducing social isolation, loneliness & increasing safety

It is important that our communities feel safe and that we maintain the safe spaces of East Renfrewshire. We continue to work hard with our partners to promote a whole system approach in dealing with anti-social behaviour. This approach must be trauma informed to ensure our young people and their families are supported.

Willful fire-raising have reached pre COVID levels with 42 offences recorded across the 3 quarters of this year. We are hopeful that the multi-agency approach we have supported in tackling this issue will see positive impacts as we move forward.

Vandalisms continue to track around 10% higher than last year and is almost at pre COVID levels. There were 37 offences relating to culpable and reckless conduct recorded this year and we have successfully detected over a third of these offences.



Please be aware that the data provided in this report is for information purposes to allow Board Members to conduct their scrutiny responsibilities.

Due to year end reconciliation processes it is not appropriate that the figures referred to in the report are used as official statistics.

CRIME

Our Area of Focus: Violent Crime

In November, a 19 year old woman was seriously assaulted at a property in Clarkston. Numerous police resources, including a specialist dog handler attended as the perpetrator had left the scene. A search of the local area by the officers located the male hiding in gardens nearby. He was arrested and appeared at court.

During this quarter, police received reports of a male walking in the Barrhead area whilst in possession of a machete style weapon. An extensive search took place with officers reviewing CCTV and carrying out investigation. A 37 year old male was identified, arrested and the weapon recovered.

Our Area of Focus: Drug Supply and Manufacture

Within East Renfrewshire we are committed to targeting drug supply and misuse and reduce the devastation it can bring to families and communities. During this quarter, officers acting upon intelligence, stopped a vehicle being driven by a male who was suspected of drugs offences. Whilst no drugs were found within the vehicle, a 50 year old male was charged and £100,000 was seized under proceeds of crime.

In October, officers on patrol in Barrhead stopped a vehicle and the occupants were detained under misuse of drugs legislation. Two males aged 31 and 32 were arrested for possession of a quantity of various controlled drugs and charged.

Proactivity patrols are a key activity for our local officers. In November, officers stopped a vehicle which showed as having no insurance. On further investigation, the 19 year old male driver was found to be in possession of controlled drugs. He was charged with drug and road traffic offences.

Our Area of Focus: Crimes of Dishonesty

We continue to work with our colleagues in specialist departments including the Economic Crime & Financial Investigation Unit to detect, deter and disrupt criminal activity which affects local communities and businesses across the authority.

During this quarter, we have seen offences relating to downloading a Crypto Platform after responding to adverts relating to investment opportunity on social media. These are complex investigation involving a number of specialist resources, during these protracted investigations we maintain contact and provide support and advice to the victims.

We recognise that social networking websites and apps are an important part of many people's lives however, this can be used for harmful or criminal purposes. We continue to work with our partners to advise and warn our communities of the importance in knowing how to manage security and privacy settings and to never share personal or financial information. In November, a 20 year old male responded to an advert selling concert tickets. The victim paid £50.00 however, the tickets were never received. Officers investigated and uncovered several similar crimes committed by the same perpetrator. A 17 year old female was identified as the perpetrator and arrested for appearance at court.

PROTECTING VULNERABLE PEOPLE

Our Area of Focus: Vulnerable Road Users

Keeping all road users safe is a top priority for Police Scotland and remains a focus for officers within East Renfrewshire. We are committed to work with all our partners to target those who cause harm on our roads and networks. In October, officers attended a one vehicle crash in the Giffnock area. The driver was identified and subsequently failed a roadside breath test. He was arrested and found to be five times over the legal limit. He was also charged with drugs offences and held for court appearance.

In the same month, a 35 year old male cyclist in Clarkston, fell from his bike causing himself an injury. Officers attended and he was found to be under the influence of alcohol and unfit to cycle due to intoxication. He was arrested and appeared at court at a future date.

Our Areas of Focus: Domestic Abuse— Adult Protection—Child Protection

Domestic abuse and harm remain a priority for Police Scotland. We are committed to continually improving the service we provide, to build confidence in reporting and in policing more widely. During this quarter, we worked with our partners to deliver on our commitment to eradicate all forms of gender based abuse, violence and harassment during the global 16 Days of Action Campaign. Through this campaign, we have shared knowledge and creative ways to achieve equality and respect for everyone regardless of their background or gender. This work continues with collaboration involving many voluntary and statutory partners who provide invaluable support to survivors and wider communities.

In October, a 47 year old male was arrested after failing to adhere to domestic bail conditions set by the court following a domestic abuse incident. He was arrested and the victim provided additional support and reassurance.

In this quarter, our local officers continued to carry out enquiries in relation to domestic abuse bail visits and to ensure the safety of domestic abuse survivors. During one visit, officers found a 41 year old male breaking his conditions putting the survivor at further risk of harm. He was arrested and remained custody for court.

Our Areas of Focus: Young People

In Q2 we reported on the success of our bespoke diversionary programme involving our campus officers hosting 14 young people from across the authority to be involved in fun and educational activities. This success resulted in an additional diversionary programme being held during the October school break. This course supported and assisted some of the most vulnerable young people in our community to feel safe and secure in making positive life choices. We hope to secure additional funding in order to deliver future programmes in 2024.

During this quarter, our campus officers worked in collaboration with colleagues in SFRS and youth services to host a bespoke Fire Reach course. This week long course developed and nurtured life skills for young people ranging from basic life skills to training with fire fighters. This experience received positive feedback from the young people who thoroughly enjoyed the activities and was recognised as a success by their carer's and guardians.



CONCLUSION

As the Local Policing Commander for East Renfrewshire, I am pleased to present the Cabinet Report for the 3rd Quarter of the year 2023/24.

As outlined in this Cabinet Report, whilst the number of offences recorded in East Renfrewshire continue to be amongst the lowest in Scotland, we are still acutely aware of the challenges that face our communities and policing.

Through looking at the evidence and understanding the national and local threats, we evaluate the risks to our communities in order to best deploy our resources to mitigate harm. This can only be done through a joint understanding and strong partnership working which I am pleased to say is evident in everything we do in East Renfrewshire. Thank you for your continued support.

Chief Superintendent David Robertson
Divisional Commander



**East Renfrewshire Performance Report
1st October 2023 - 31st December 2023**



SCOTTISH
FIRE AND RESCUE SERVICE
Working together for a safer Scotland

**Working together
for a safer Scotland**

East Renfrewshire Performance Report

Table of Contents

Local Fire and Rescue Service Plan Priorities	3
East Renfrewshire Activity Summary	4
Domestic Safety - Accidental Dwelling Fires	5
Domestic Safety - Accidental Dwelling Fire Casualties	6
Unintentional Injury and Harm	7
Deliberate Fire Setting	8
Non-Domestic Fire Safety	9
Unwanted Fire Alarm Signals	10

Local Fire and Rescue Service Plan Priorities

The Local Fire and Rescue Service Plan has been developed to set out the priorities and objectives within East Renfrewshire and allows our local authority partners to scrutinise the performance outcomes of these priorities. We will continue to work closely with our partners in East Renfrewshire to ensure we are all “**Working Together for a Safer Scotland**” through targeting risks to our communities at a local level.

The plan has been developed to complement key partnership activity embedded across East Renfrewshire Community Plan and associated Delivery and Thematic plans. Through partnership working we will seek to deliver continuous improvement in our performance and effective service delivery in our area of operations.

The Local Fire and Rescue Plan for East Renfrewshire identified six areas for demand reduction and is subject to regular monitoring and reporting through the Police / Fire and Rescue Committee. A summary of the priorities and current activity is detailed below with further detail and analysis contained within this performance report.

	Accidental Dwelling Fires	Accidental Dwelling Fire Casualties	Unintentional Injury and Harm	Deliberate Fire Setting	Non-Domestic Fire Safety	Unwanted Fire Alarm Signals
Barrhead, Liboside & Uplawmoor	3	0	1	35	1	3
Clarkston, Netherlee & Williamwood	2	1	0	4	2	6
Giffnock & Thornliebank	2	0	1	2	0	6
Newton Mearns North & Neilston	3	0	2	3	0	5
Newton Mearns South & Eaglesham	2	0	2	4	1	3

Total Incidents	12	1	6	48	4	23
Year on Year Change	-25%	0%	-50%	78%	-43%	-71%
3 Year Average Change	8%	-20%	4%	0%	0%	-21%

About the statistics within this report

The activity totals and other statistics quoted within this report are published in the interests of transparency and openness. They are provisional in nature and subject to change as a result of ongoing quality assurance and review. Because all statistics quoted are provisional there may be a difference in the period totals quoted in our reports after local publication which result from revisions or additions to the data in our systems. The Scottish Government publishes official statistics each year which allow for comparisons to be made over longer periods of time.

- Activity levels have reduced by more than 5%
- Activity levels have reduced by up to 5%
- Activity levels have increased overall

East Renfrewshire Activity Summary



fires
primary &
secondary

78



35

special
services



110

false
alarms



223
total number of
incidents



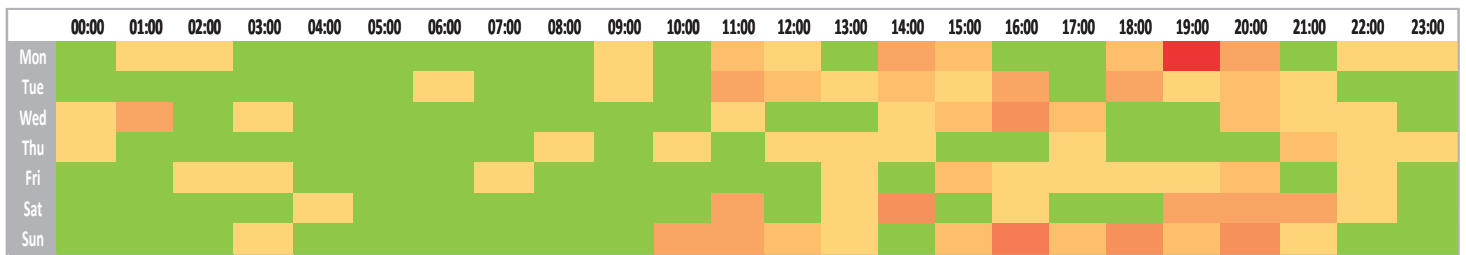
7
fire & non-fire
casualties



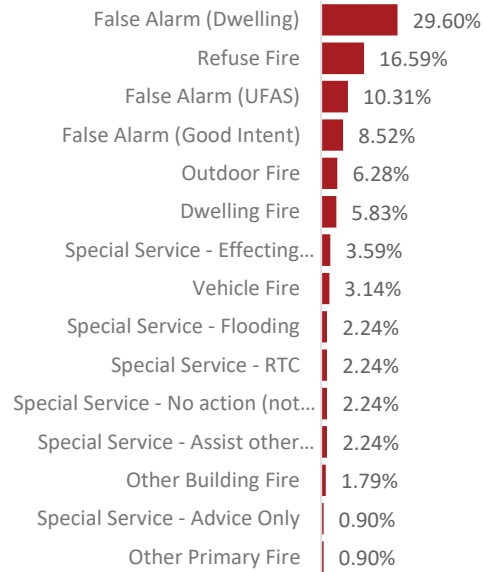
£45,310
economic cost of
ufas incidents

*data above is year on year change

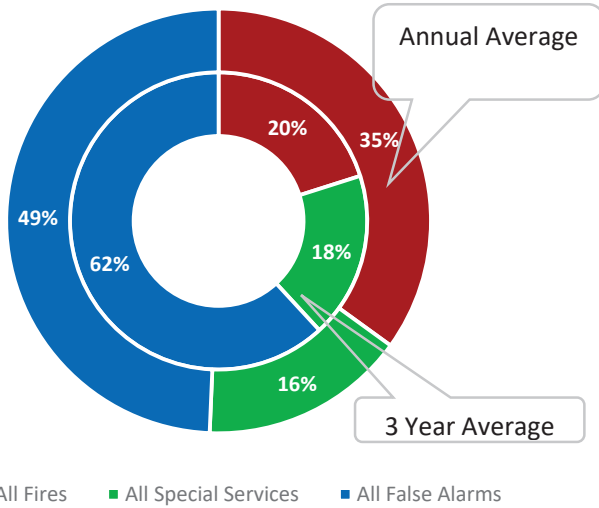
Activity by Time of Day



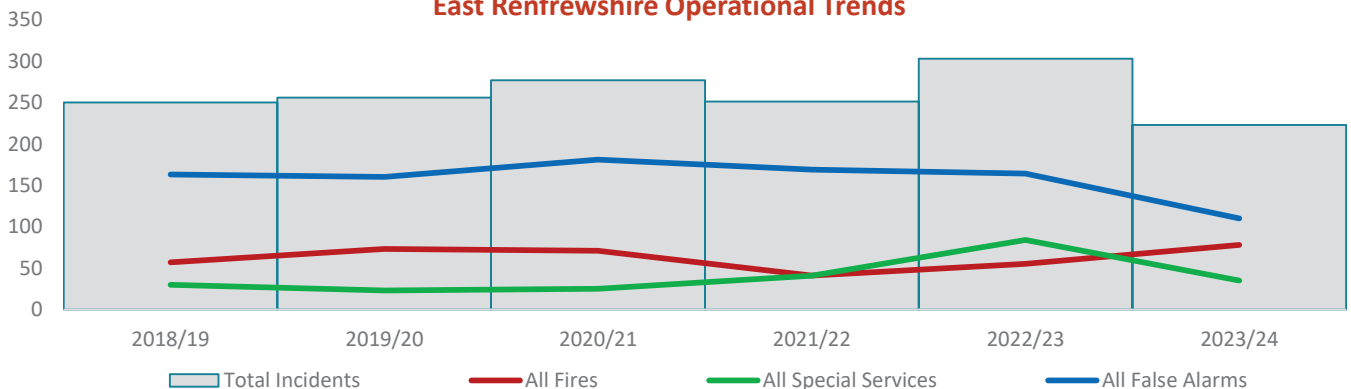
Top 15 Incidents Types by %



Incidents by Classification



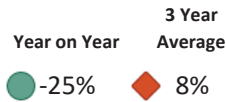
East Renfrewshire Operational Trends



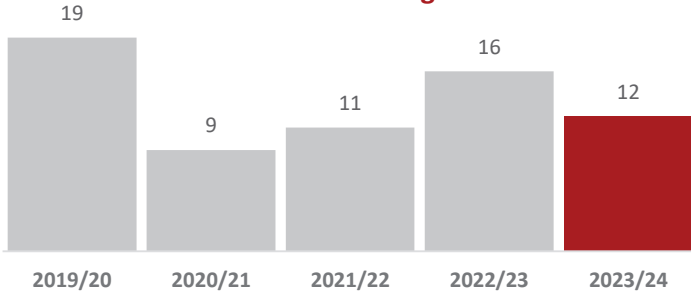
Domestic Safety - Accidental Dwelling Fires



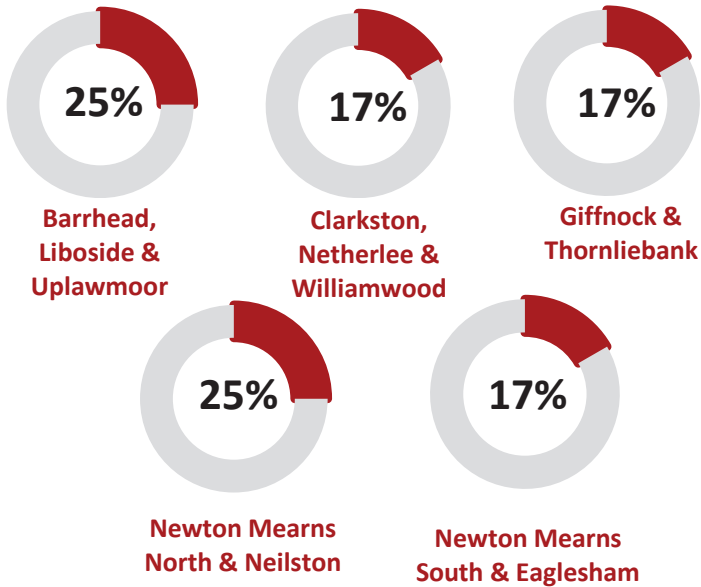
Performance Summary



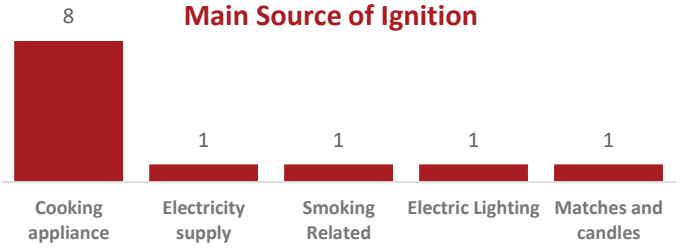
Accidental Dwelling Fires



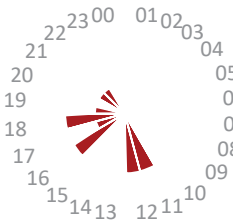
Accidental Dwelling Fires Activity by Ward (% share)



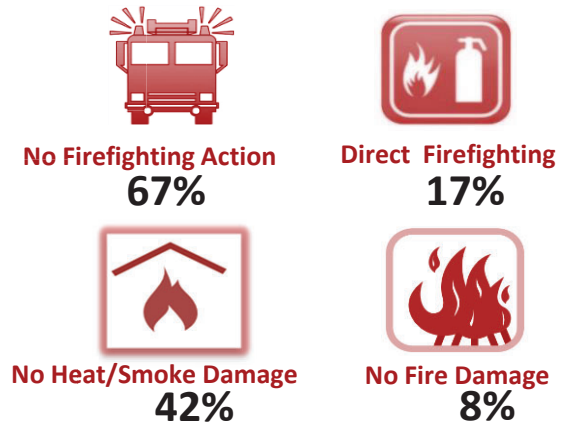
Main Source of Ignition



Accidental Dwelling Fires by Time of Day



Severity of Accidental Dwelling Fires



Human Factors



Automatic Detection & Actuation



It is positive to note a significant decrease of 25% on the year on year indicator with an increase of 8% against the 3 year average. Cooking is again the main contributor, accounting for 75% of the activity, however, it is positive to note that detection was present in 92% of the premises and the detection actuated in 82% of them, providing early warning.

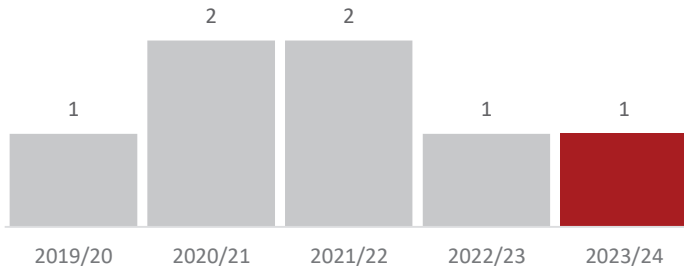
Domestic Safety - Accidental Dwelling Fire Casualties

Performance Summary

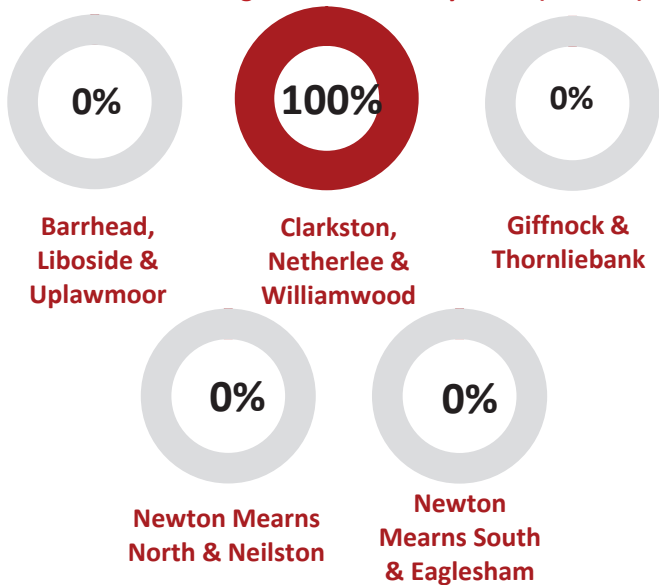


Year on Year ▲ 0% 3 Year Average ● -20%

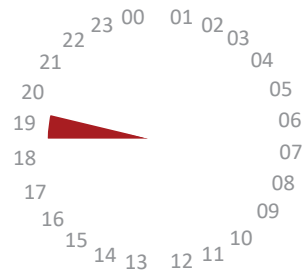
Accidental Dwelling Fires Casualties



Accidental Dwelling Fire Casualties by Ward (% share)

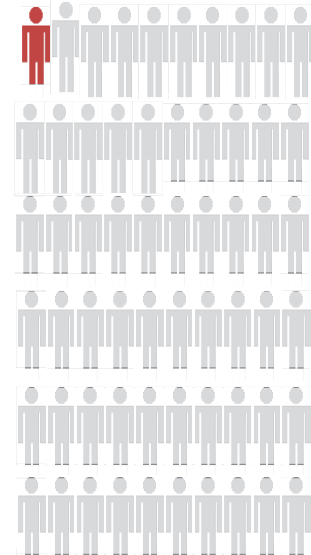


Fire Casualties by Time of Day



Nature of Injury

Overcome by smoke



100%

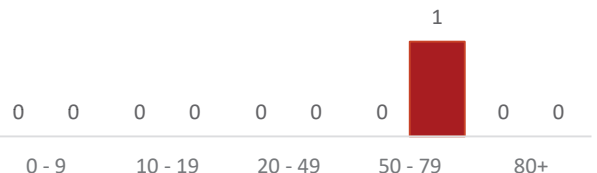
Extent of Harm



Male
0%

Age / Gender Profile

Female
100%



Whilst we will continue to work towards no fire casualties, It is encouraging to report that there has been only one within this reporting period with the he adult female concerned being taken to hospital by Scottish Ambulance Service as a precaution due to slight smoke inhalation. It is also positive to report a reduction of 20% over the 3 year average. This again confirms the importance of having suitable early detection within the home to reduce injuries sustained from dwelling fires.

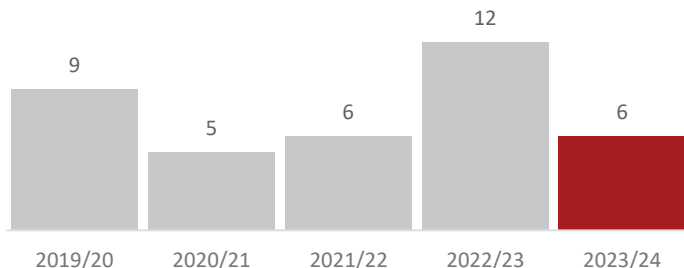
Unintentional Injury and Harm



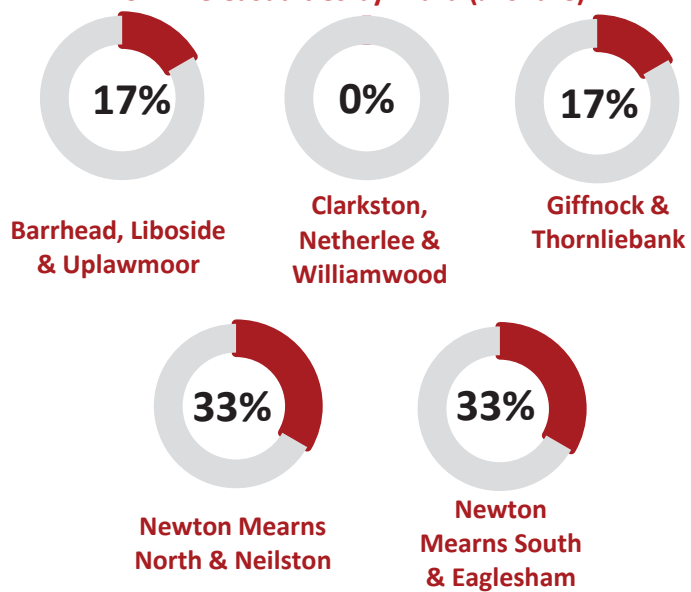
Performance Summary



Non-Fire Casualties

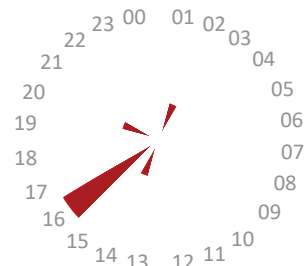


Non-Fire Casualties by Ward (% share)

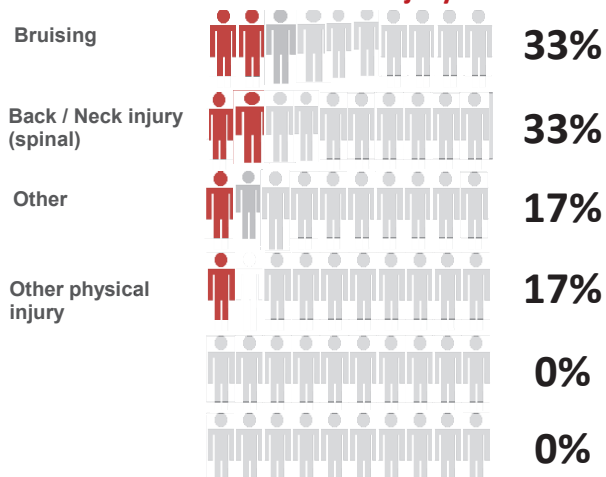


It is encouraging to note a significant reduction of 50% in this type of incident on the year on year indicator with a small increase on the 3 year average and it is important to take in to account that 37% of the activity is assisting other agencies. However it is disappointing that there is still a significant portion of this category involving road traffic collisions.

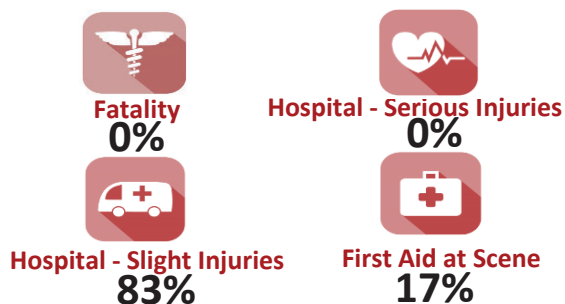
Non-Fire Casualties by Time of Day



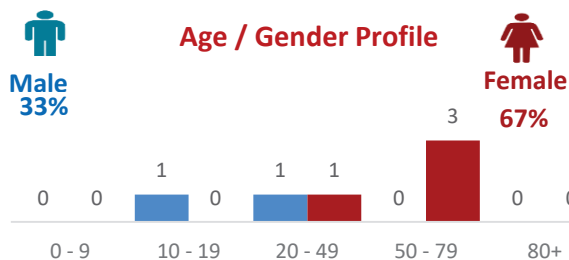
Nature of Injury



Extent of Harm



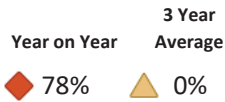
Non-Fire Emergency Activity



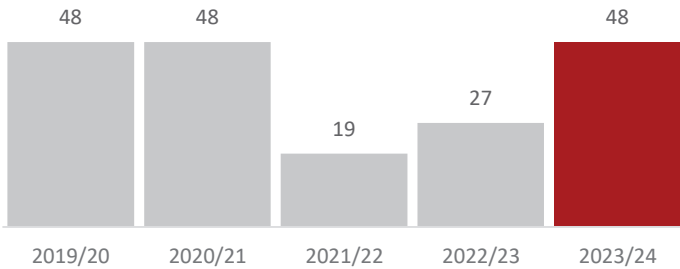
Deliberate Fire Setting



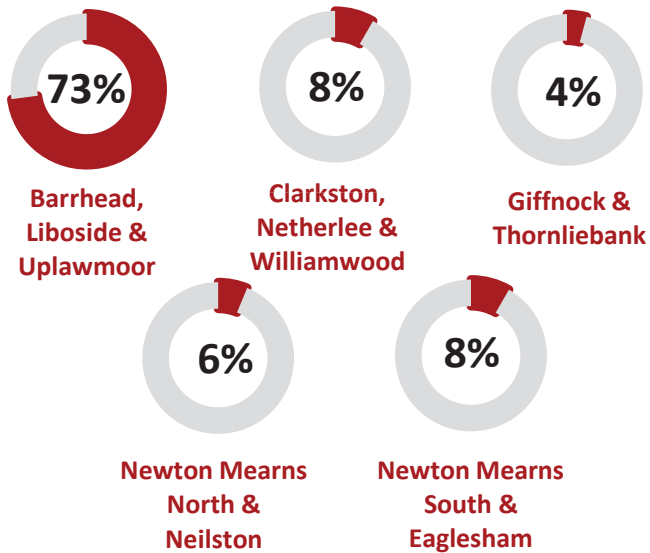
Performance Summary



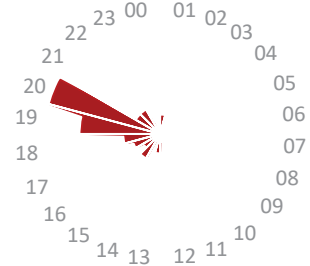
Deliberate Fires



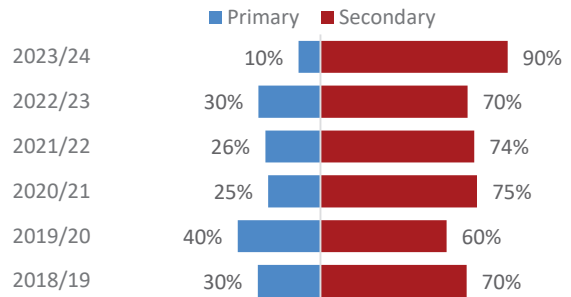
Deliberate Fires by Ward (% share)



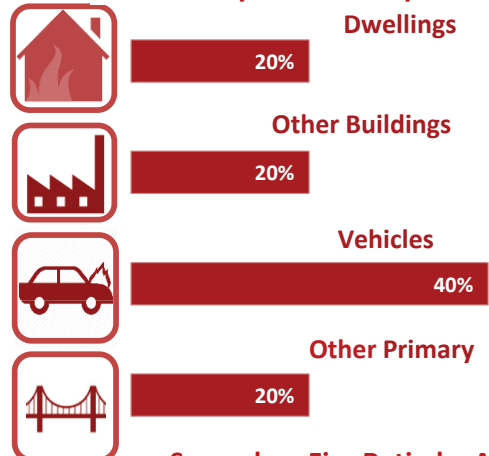
Deliberate Fires by Time of Day



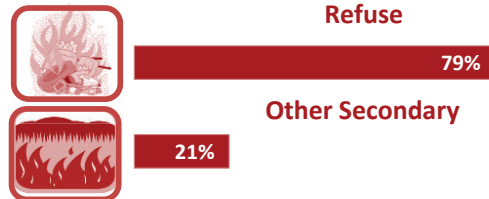
Deliberate Fires by Classification



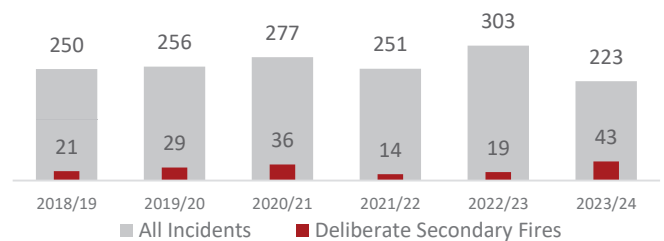
Primary Fire Ratio by Activity Type



Secondary Fire Ratio by Activity Type



Deliberate Fires Compared to Operational Activity



Definitions

Primary Fires - all fires in buildings, vehicles and outdoor structures or any fire involving casualties, rescues or fires attended by five or more appliances

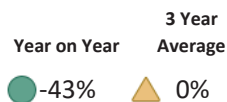
Secondary Fires - fire incidents that did not occur at a primary location, was not a chimney fire in an occupied building, did not involve casualties (otherwise categorised as a primary incident) and was attended by four or fewer appliances.

It is disappointing to report a 78% increase on the year on year indicator however, it is worth noting that this is against a low figure within the same reporting period last year and this is further reflected in the fact that there is no increase against the 3 year average. Refuse fires are again, the main contributors to the increase in this indicator.

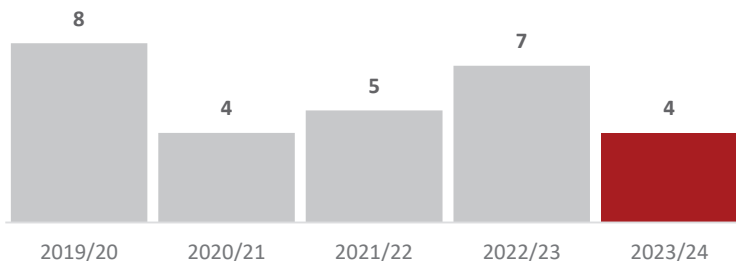
Non Domestic Fire Safety



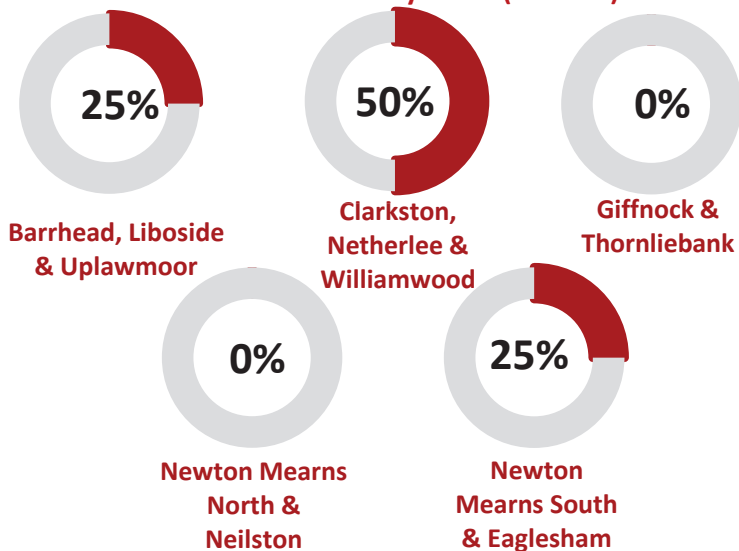
Performance Summary



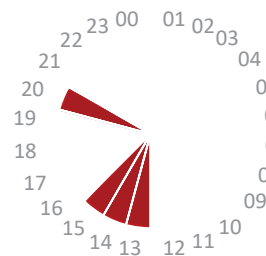
Non Domestic Fires



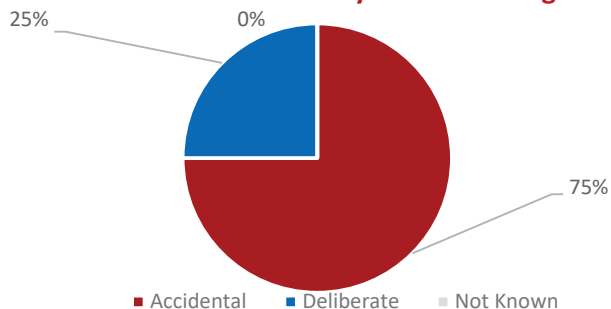
Non-Domestic Fires by Ward (% share)



Non-Domestic Fires by Time of Day



Non-Domestic Fires by Nature of Origin



Severity of Non-Domestic Fires



Non-Domestic Fires by Premises Type

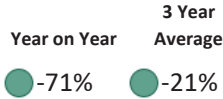


It is positive to report a 43% decrease in the year on year indicator and no increase on the 3 year average in Non Domestic Fires. There were a total of 4 incidents, 3 of which were accidental and only one which was deliberate with minimal damage to the property concerned.

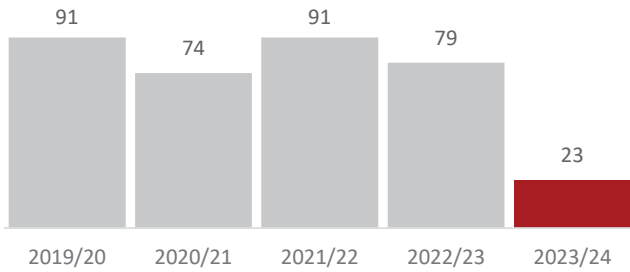
Unwanted Fire Alarm Signals



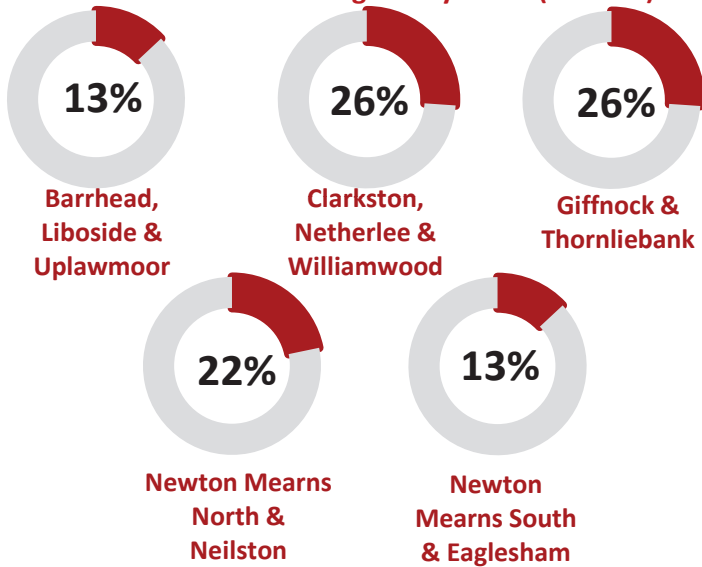
Performance Summary



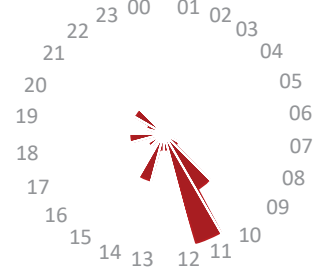
Unwanted Fire Alarm Signals



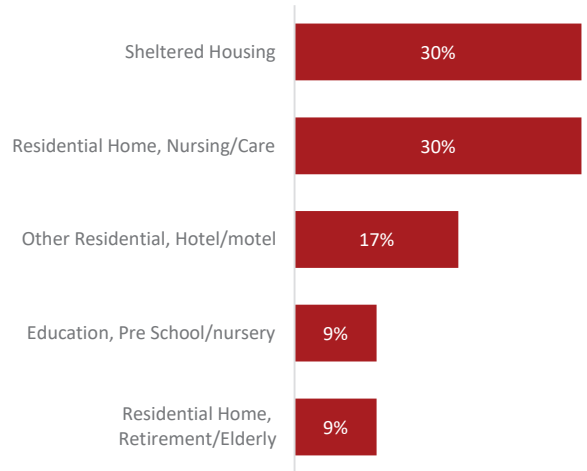
Unwanted Fire Alarm Signals by Ward (% share)




Unwanted Fire Alarm Signals by Time of Day



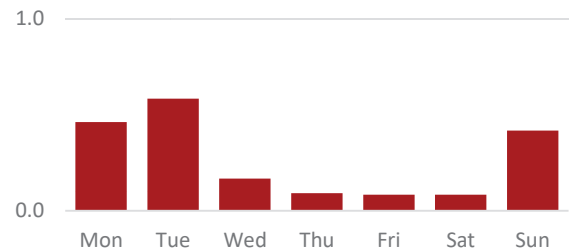
Unwanted Fire Alarm Signals - Top 5 Premises



Unwanted Fire Alarm Signals Activity Ratios



Average Unwanted Fire Alarm Signals per Day



It is positive to report a reduction of 71% against the year on year indicator for UFAS and a 21% decrease against the three year average. However, it is disappointing to note again that the majority of UFAS incidents are avoidable and caused by human error or faulty equipment predominantly within the care setting in this reporting period.