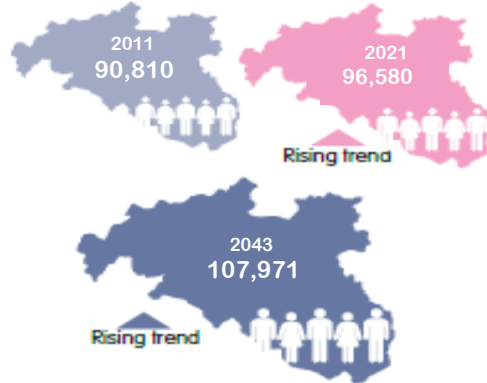
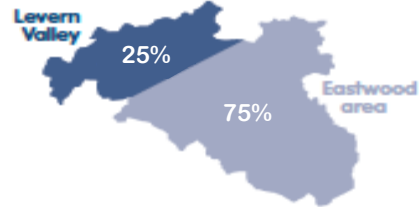


# EAST RENFREWSHIRE FAST FACTS

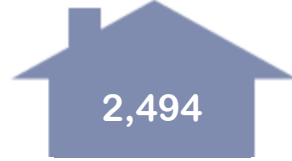
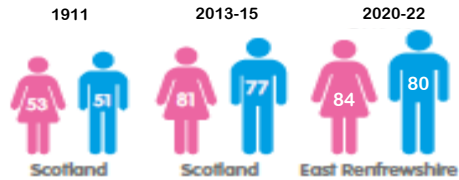
## Population



## Where people live



## Life expectancy



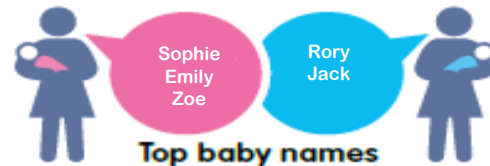
New homes planned up to 2031




Economically active: 77%  
Economically inactive: 23%



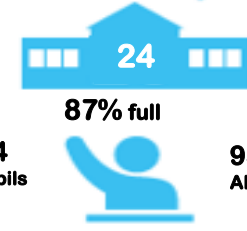
Extra moving into East Renfrewshire 2021



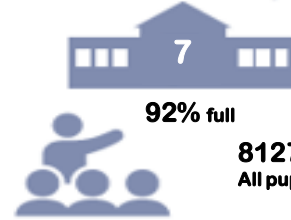
## Early learning



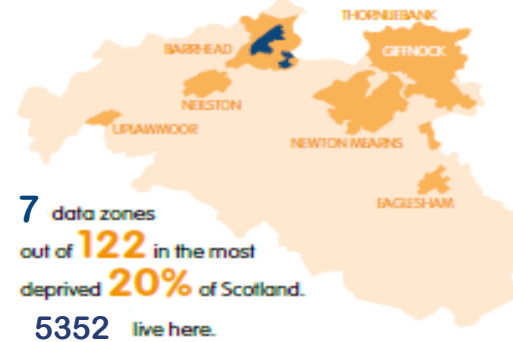
## Primary



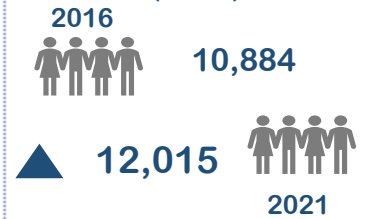
## Secondary



## ASN School

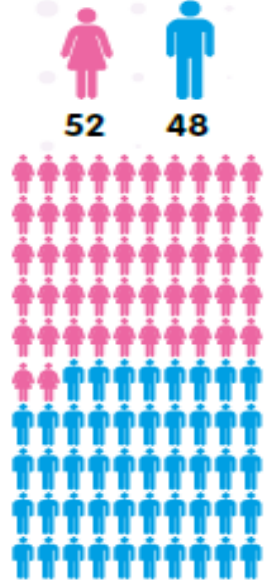


## Young People in East Renfrewshire (10-18)



# IF EAST RENFREWSHIRE HAD 100 PEOPLE

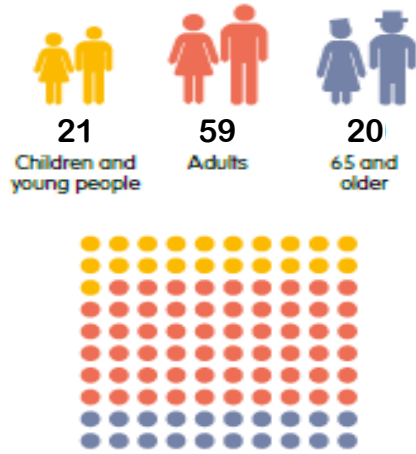
## Gender



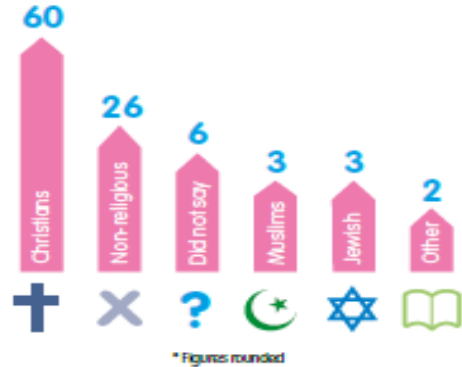
## Health



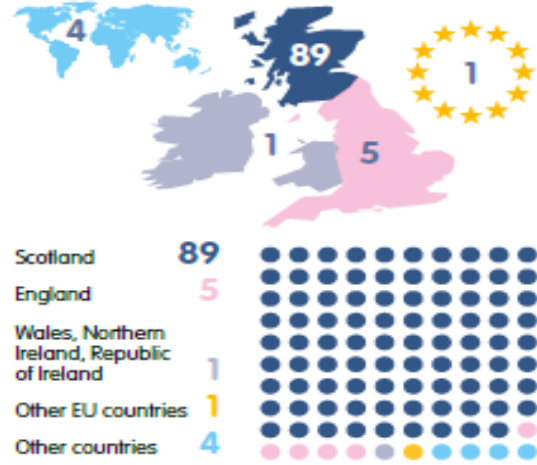
## Age




## Faith



## Country of birth



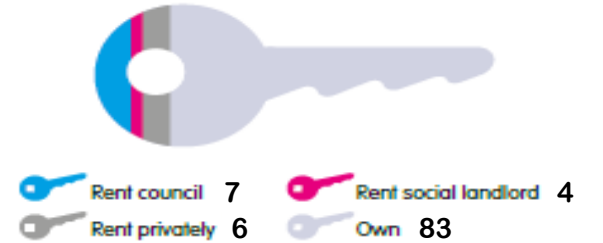
## Travelling to work




## Household size



## Tenure

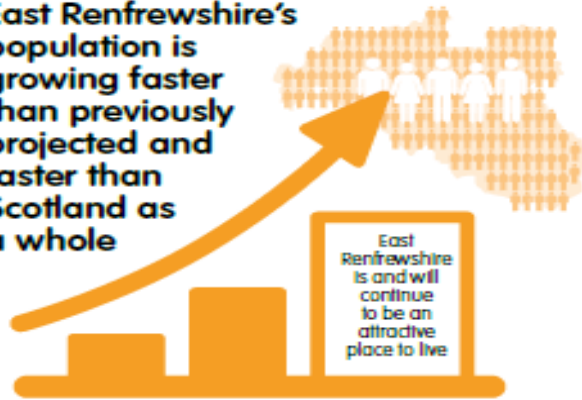


## Where people live




## EAST RENFREWSHIRE'S POPULATION – WHAT TO EXPECT

East Renfrewshire's population is growing faster than previously projected and faster than Scotland as a whole



The number of people living in east Renfrewshire is projected to increase by 6.4% by the year 2028. This is higher than the Scottish rate of 1.8%



The two age groups that will grow the most



More houses are being built for three reasons



Demand will increase for services



East Renfrewshire currently has the highest average household size in Scotland, but this is projected to shrink as more people live alone



East Renfrewshire has the second highest life expectancy at birth for females and the fourth highest for males

